



Contents lists available at ScienceDirect

Physics Letters B

www.elsevier.com/locate/physletb



# Suppression of $\Upsilon(1S)$ , $\Upsilon(2S)$ , and $\Upsilon(3S)$ quarkonium states in PbPb collisions at $\sqrt{s_{NN}} = 2.76$ TeV

The CMS Collaboration\*

CERN, Switzerland

## ARTICLE INFO

### Article history:

Received 4 November 2016  
 Received in revised form 26 March 2017  
 Accepted 13 April 2017  
 Available online xxxx  
 Editor: M. Doser

### Keywords:

CMS  
 Physics  
 Heavy ions  
 Dimuons  
 Bottomonia

## ABSTRACT

The production yields of  $\Upsilon(1S)$ ,  $\Upsilon(2S)$ , and  $\Upsilon(3S)$  quarkonium states are measured through their decays into muon pairs in the CMS detector, in PbPb and pp collisions at the centre-of-mass energy per nucleon pair of 2.76 TeV. The data correspond to integrated luminosities of  $166 \mu\text{b}^{-1}$  and  $5.4 \text{pb}^{-1}$  for PbPb and pp collisions, respectively. Differential production cross sections are reported as functions of  $\Upsilon$  rapidity  $y$  up to 2.4, and transverse momentum  $p_T$  up to 20 GeV/c. A strong centrality-dependent suppression is observed in PbPb relative to pp collisions, by factors of up to  $\approx 2$  and 8, for the  $\Upsilon(1S)$  and  $\Upsilon(2S)$  states, respectively. No significant dependence of this suppression is observed as a function of  $y$  or  $p_T$ . The  $\Upsilon(3S)$  state is not observed in PbPb collisions, which corresponds to a suppression for the centrality-integrated data by at least a factor of  $\approx 7$  at a 95% confidence level. The observed suppression is in agreement with theoretical scenarios modeling the sequential melting of quarkonium states in a quark gluon plasma.

© 2017 The Author(s). Published by Elsevier B.V. This is an open access article under the CC BY license (<http://creativecommons.org/licenses/by/4.0/>). Funded by SCOAP<sup>3</sup>.

## 1. Introduction

At large energy density and high temperature, strongly interacting matter is predicted by lattice QCD calculations to consist of a deconfined system of quarks and gluons [1]. This state, often referred to as “quark gluon plasma” (QGP) [2], constitutes the main object of studies using high energy heavy ion collisions.

The formation of QGP in nuclear collisions is studied in a variety of ways. One of its most striking signatures is the sequential suppression of quarkonium states, both in the charmonium ( $J/\psi$ ,  $\psi'$ ,  $\chi_c$ , etc.) and the bottomonium ( $\Upsilon(1S)$ ,  $2S$ ,  $3S$ ),  $\chi_b$ , etc.) families. Historically, this phenomenon was proposed as direct evidence of deconfinement because, in the deconfined medium, the binding potential between the constituents of a quarkonium state, a heavy quark and its antiquark ( $Q\bar{Q}$ ), should be screened by the colour charges of the surrounding light quarks and gluons [3,4]. The suppression of quarkonium production is predicted to occur above the critical temperature of the medium ( $T_c$ ) and to depend on the  $Q\bar{Q}$  binding energy. Since the  $\Upsilon(1S)$  is the most tightly bound state among all quarkonia, it is expected to have the highest dissociation temperature. Estimates of dissociation temperatures are given in Ref. [5]:  $T_{\text{dissoc}} \approx 2T_c$ ,  $1.2T_c$ , and  $1T_c$  for the  $\Upsilon(1S)$ ,  $\Upsilon(2S)$ , and  $\Upsilon(3S)$  states, respectively. Other medium effects, such as regeneration from initially uncorrelated quark–antiquark pairs [6,7]

or absorption by comoving particles [8,9] can modify quarkonium production in heavy ion collisions. Furthermore, nuclear effects such as modifications of parton distributions inside nuclei [10] or energy loss processes in nuclear matter [11] are expected to affect the production of quarkonia independently of any QGP formation. An admixture of several of the above-mentioned effects in the context of bottomonium production is investigated in Refs. [12, 13] and a recent review on quarkonium production can be found in Ref. [14].

The suppression of  $\Upsilon(1S)$  production in heavy ion collisions relative to pp yields scaled by the number of binary nucleon–nucleon (NN) collisions was first measured by CMS [15] in the midrapidity range  $|y| < 2.4$ , then by ALICE at forward rapidities  $2.5 < y < 4$  [16]. Both measurements were done at the CERN LHC in PbPb collisions at a centre-of-mass energy per nucleon pair,  $\sqrt{s_{NN}}$ , of 2.76 TeV. A larger suppression of the  $\Upsilon(2S)$  and  $\Upsilon(3S)$  was first suggested [17] then observed [18] by CMS. In pPb collisions at  $\sqrt{s_{NN}} = 5.02$  TeV, ALICE [19] and LHCb [20] reported  $\Upsilon(1S)$  yields that are slightly suppressed along the p-going forward direction, possibly indicating the importance of nuclear effects. Lacking pp reference data at  $\sqrt{s_{NN}} = 5.02$  TeV, the pp yields were estimated by interpolating results at 2.76, 7, and 8 TeV [19], or by scaling data at 8 TeV [20]. The  $\Upsilon(2S)$  and  $\Upsilon(3S)$  were reported by CMS to be slightly more suppressed than the  $\Upsilon(1S)$  ground state in pPb collisions [21]. At the BNL RHIC, STAR reported no significant suppression of the overlapping  $\Upsilon(1S + 2S + 3S)$  states in dAu collisions at  $\sqrt{s_{NN}} = 200$  GeV, while observing a suppression in central

\* E-mail address: cms-publication-committee-chair@cern.ch.

<http://dx.doi.org/10.1016/j.physletb.2017.04.031>

0370-2693/© 2017 The Author(s). Published by Elsevier B.V. This is an open access article under the CC BY license (<http://creativecommons.org/licenses/by/4.0/>). Funded by SCOAP<sup>3</sup>.

AuAu collisions at the same energy [22]. Altogether, these results are interpreted as a sequential suppression of the three states in nucleus–nucleus collisions [12,13], with the tighter bound states disappearing less in the QGP.

This Letter reports the production yields of  $\Upsilon(1S)$ ,  $\Upsilon(2S)$ , and  $\Upsilon(3S)$  for PbPb and pp data at the same  $\sqrt{s_{NN}} = 2.76$  TeV, using integrated luminosities of  $166 \mu\text{b}^{-1}$  and  $5.4 \text{pb}^{-1}$ , respectively. The two sets of data correspond to approximately the same number of NN collisions. The pp sample collected in 2013 contains 20 times more events than the 2011 data used previously [15,17,18], allowing further differential studies with respect to the  $\Upsilon$  meson rapidity and transverse momentum. Muon reconstruction is improved in PbPb collisions relative to Ref. [18], yielding a 35% increase in the number of measured  $\Upsilon$  candidates. In total, the improved reconstruction and a relaxed muon- $p_T$  selection provide almost twice the number of  $\Upsilon(1S)$  candidates used in Ref. [18]. The yields in PbPb and pp events are used to extract nuclear modification factors,  $R_{AA}$ .

## 2. The CMS detector

A detailed description of the CMS detector, together with a definition of the coordinate system used and the relevant kinematic variables, can be found in Ref. [23]. The central feature of the CMS apparatus is a superconducting solenoid of 6 m internal diameter. A silicon tracker, a crystal electromagnetic calorimeter, and a brass and scintillator hadron calorimeter reside within the magnetic field volume.

Muons are detected in the pseudorapidity interval  $|\eta| < 2.4$  using gas-ionization detectors made of three technologies: drift tubes, cathode strip chambers, and resistive-plate chambers, embedded in the steel flux-return yoke of the solenoid. The silicon tracker is composed of pixel detectors (three barrel layers and two forward disks on either side of the detector, made of 66 million  $100 \times 150 \mu\text{m}^2$  pixels) followed by microstrip detectors (ten barrel layers, and three inner and nine forward disks on either side of the detector, with strips of pitch between 80 and  $180 \mu\text{m}$ ). The transverse momentum of muons matched to tracks reconstructed in the silicon detector is measured with a resolution better than 1.5% for  $p_T$  values smaller than  $100 \text{GeV}/c$  [24]. This high resolution is the result of the 3.8 T magnetic field and the high granularity of the silicon tracker.

In addition, CMS has extensive forward calorimetry, including two steel and quartz-fibre Cherenkov hadron forward (HF) calorimeters, that cover the range  $2.9 < |\eta| < 5.2$ . These detectors are used in the present analysis to select events and to determine the centrality of PbPb collisions, as described in the next section.

## 3. Data selections

### 3.1. Event selection and centrality

To select purely inelastic hadronic PbPb collisions, contributions from ultraperipheral collisions and noncollision beam backgrounds are removed, as described in Ref. [25]. Events are preselected if they contain a primary vertex built from at least two tracks, and at least three signals (one in the case of pp collisions) in HF towers on each side of the interaction point with deposited energies of at least 3 GeV in each tower. To further suppress beam-gas events, the distribution of hits in the pixel detector along the beam direction is required to be compatible with particles originating from the event vertex. These criteria select  $(97 \pm 3)\%$  of the inelastic hadronic PbPb collisions [25], yielding an efficiency-corrected number of minimum bias (MB) events  $N_{MB} = (1.16 \pm 0.04) \times 10^9$  for the MB sample corresponding to this analysis. The pp data

**Table 1**

Average values of the number of participating nucleons ( $N_{\text{part}}$ , with the root-mean-square of its distribution in each bin), and nuclear overlap function ( $T_{AA}$ , with its systematic uncertainty) for the centrality bins used in the  $\Upsilon(1S)$  (upper rows) and  $\Upsilon(2S)$  (middle) analyses. The centrality-integrated values are given in the last row.

Centrality (%)	$\langle N_{\text{part}} \rangle$ (RMS)	$\langle T_{AA} \rangle$ ( $\text{mb}^{-1}$ )
0–5	381 (19)	$25.9 \pm 1.1$
5–10	329 (22)	$20.5 \pm 0.9$
10–20	261 (30)	$14.5 \pm 0.8$
20–30	187 (23)	$8.80 \pm 0.58$
30–40	130 (18)	$5.09 \pm 0.43$
40–50	86.2 (13.6)	$2.75 \pm 0.30$
50–70	42.0 (14.4)	$0.98 \pm 0.14$
70–100	8.8 (6.0)	$0.125 \pm 0.023$
0–10	355 (33)	$23.2 \pm 1.0$
10–30	224 (46)	$11.6 \pm 0.7$
30–50	108 (27)	$3.92 \pm 0.37$
50–100	22.1 (19.3)	$0.47 \pm 0.07$
0–100	113 (115)	$5.67 \pm 0.32$

correspond to an integrated luminosity of  $5.4 \text{pb}^{-1}$ , known to an accuracy of 3.7% coming from the uncertainty in the calibration based on a van der Meer scan [26].

The measurements are based on events that were first selected by the Level-1 trigger, a hardware-based system that uses information from the muon detectors and calorimeters. The presence of at least two muons was required, with no selection applied on their momenta. The events were then further filtered using a software-based high-level trigger, and rejected if muons were poorly reconstructed, hence likely to be misidentified. The pp and PbPb data were collected using the same trigger logic.

The centrality of PbPb collisions is defined as the fraction of the total number of inelastic hadronic collisions, with 0% representing collisions with the largest overlap of the two nuclei. This fraction is determined from the distribution of total energy in both HF calorimeters. Variables related to the centrality, such as the number of nucleons participating in the collision ( $N_{\text{part}}$ ) and the nuclear overlap function ( $T_{AA}$ ) [27], are estimated using a Glauber model simulation described in Ref. [25]. The value of  $T_{AA}$  at a given centrality is equal to the number of binary NN collisions divided by the NN cross section and can be interpreted as the NN-equivalent integrated luminosity per heavy ion collision.

It is to be noted that the PbPb hadronic cross section ( $7.65 \pm 0.42 \text{b}$ ) computed with this Glauber simulation corresponds to an integrated luminosity of  $152 \pm 9 \mu\text{b}^{-1}$ , compatible within 1.2 sigma with the experimental value of  $166 \pm 8 \mu\text{b}^{-1}$  based on the van der Meer scan. The mean values of  $T_{AA}$  and  $N_{\text{part}}$  are presented in Table 1 for the narrow centrality bins used in the  $\Upsilon(1S)$  analysis, the wider bins used in the  $\Upsilon(2S)$  analysis, and the centrality-integrated estimate. The most peripheral bins are rather wide and, since quarkonium yields scale with the number of nucleon–nucleon collisions, most bottomonia are produced close to the most central edge of the bins, namely 70% and 50%. The  $\langle N_{\text{part}} \rangle$  values shown in the following figures and reported in Table 1 are computed by averaging over all MB events in a given centrality bin, and are therefore not corrected for any bias introduced by requiring the presence of the  $\Upsilon$ . Also presented is the root-mean-square (RMS) of the  $N_{\text{part}}$  distribution in each bin. The uncertainty on  $T_{AA}$  is computed by varying the Glauber parameters and the event selection inefficiency, as described in Ref. [25]. In this Letter,  $\langle N_{\text{part}} \rangle$  is used to show the centrality dependence of the measurements, while  $T_{AA}$  directly enters into the nuclear modification factor calculation:  $R_{AA} = N_{\text{PbPb}} / (T_{AA} \sigma_{\text{pp}})$  where  $N_{\text{PbPb}}$  is the number of  $\Upsilon$  produced per PbPb collision in a given kinematic range and  $\sigma_{\text{pp}}$  the corresponding  $\Upsilon$  cross section in pp collisions.

## 3.2. Muon selection

Muons are reconstructed using a global fit to a track in the muon detectors that is matched to a track in the silicon tracker. The offline muon reconstruction algorithm used for the PbPb data has been improved relative to that used previously [18]. The efficiency has been increased by running multiple iterations in the pattern recognition step, raising the number of reconstructed  $\Upsilon(1S)$  candidates by approximately 35%. Background muons from cosmic rays and heavy-quark semileptonic decays are rejected by imposing a set of selection criteria on each muon track. These criteria are based on previous studies of the performance of the muon reconstruction algorithm [28]. The track is required to have a hit in at least one pixel detector layer, and a respective transverse (longitudinal) distance of closest approach of less than 3(15) cm from the measured primary vertex, primarily to reject cosmic ray muons and muons from hadron decays in flight. To ensure a good  $p_T$  measurement, more than 10 hits are requested in the tracker, and the  $\chi^2$  per number of degrees of freedom of the trajectory fits is limited to be smaller than 10 when using the silicon tracker and the muon detectors, and smaller than 4 when using only the tracker. Pairs of oppositely charged muons are considered when the  $\chi^2$  fit probability of the tracks originating from a common vertex exceeds 1%.

For the  $\Upsilon(2S)$  and  $\Upsilon(3S)$  analyses, the transverse momentum of each muon ( $p_T^\mu$ ) is required to be above 4 GeV/c, as in previous publications [15,17,18], while one of them is relaxed down to 3.5 GeV/c for the  $\Upsilon(1S)$  analysis. Reducing this  $p_T$  threshold raises the  $\Upsilon(1S)$  yield by approximately 40%, and its statistical significance by up to 50%, depending on the  $p_T$  and  $y$  of the dimuon system. Relaxing the criterion on the second muon was also considered then discarded, since it did not significantly raise the acceptance for the  $\Upsilon$  states. The resulting invariant mass distributions are shown on Fig. 1 for the entire pp and PbPb data samples.

## 4. Analysis

### 4.1. Signal extraction

To extract the  $\Upsilon(1S)$ ,  $\Upsilon(2S)$ , and  $\Upsilon(3S)$  meson yields, unbinned maximum likelihood fits to the  $\mu^+\mu^-$  invariant mass spectra are performed between 7.5 and 14 GeV/c<sup>2</sup>. The results for the  $p_T$ ,  $y$ - and centrality-integrated case are displayed as solid lines on Fig. 1. Each  $\Upsilon$  resonance is modelled by the sum of two Crystal Ball (CB) functions [29] with common mean but different widths to account for the pseudorapidity dependence of the muon momentum resolution. The CB functions are Gaussian resolution functions with the low-side tail replaced by a power law describing final-state radiation. This choice was guided by simulation studies, as well as analyses of large pp event samples collected at  $\sqrt{s} = 7$  TeV [30]. Given the relatively large statistical uncertainties, the only signal model parameters that are left free in the fit are the mean of the  $\Upsilon(1S)$  peak, and the  $\Upsilon(1S)$ ,  $\Upsilon(2S)$  and  $\Upsilon(3S)$  meson yields. The other parameters, such as the width of the  $\Upsilon(1S)$  peak are fixed in every bin to the corresponding value obtained from simulations. The mean and width of the CB functions describing the  $\Upsilon(2S)$  and  $\Upsilon(3S)$  peaks are set by the fitted  $\Upsilon(1S)$  peak mean and the fixed  $\Upsilon(1S)$  width, respectively, multiplied by the world-average mass ratio [31]. The parameters describing the tail of the CB function are fixed to values obtained from simulations, kept common in the three  $\Upsilon$  states, then allowed to vary when computing the associated systematic uncertainties. The background distribution is modelled by an exponential function multiplied by an error function (the integral of a Gaussian) describing the low-mass turn-on, with all parameters left free in the fit.

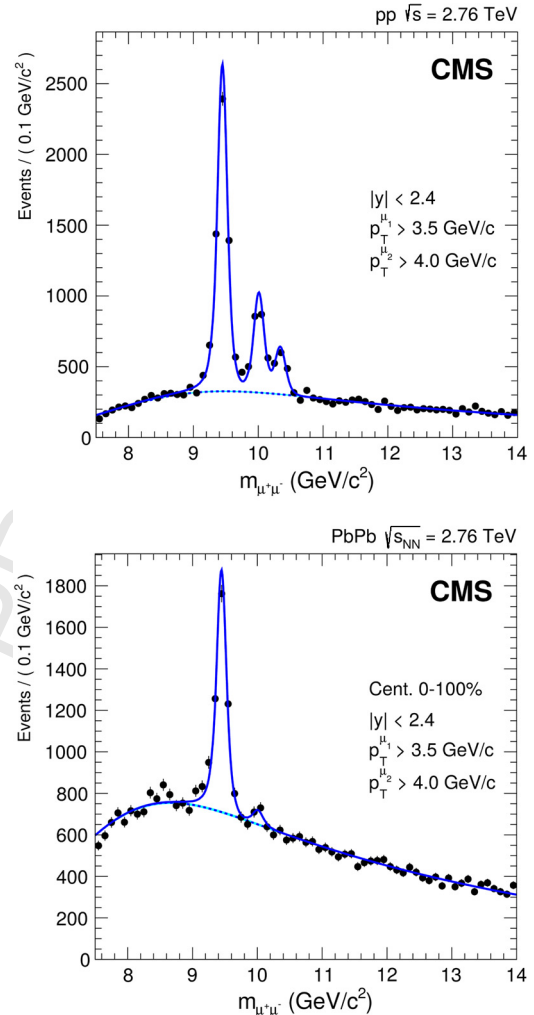


Fig. 1. Dimuon invariant mass distributions in pp (top) and centrality-integrated PbPb (bottom) data at  $\sqrt{s_{NN}} = 2.76$  TeV, for muon pairs having one  $p_T$  greater than 4 GeV/c and the other greater than 3.5 GeV/c. The solid (signal + background) and dashed (background only) lines show the result of fits described in the text.

With one muon having  $p_T$  greater than 4 GeV/c and the other greater than 3.5 GeV/c, this fitting procedure results in  $\Upsilon(1S)$  meson yields and statistical uncertainties of  $2534 \pm 76$  and  $5014 \pm 87$  in centrality-integrated PbPb and pp collisions, respectively. With both muons' transverse momenta above 4 GeV/c, it yields  $173 \pm 41$  for  $\Upsilon(2S)$  and  $7 \pm 38$  for  $\Upsilon(3S)$  (hence unobserved) in PbPb collisions, and  $1214 \pm 51$  for  $\Upsilon(2S)$  and  $618 \pm 44$  for  $\Upsilon(3S)$  states in pp collisions.

### 4.2. Acceptance and efficiency

To correct yields for acceptance and efficiency in the two data samples, the three  $\Upsilon$  states have been simulated using the PYTHIA 6.412 generator [32] and embedded in PbPb events simulated with HYDJET 1.8 [33], producing Monte Carlo (MC) events with the same settings as in Ref. [18], including radiative tails handled by PHOTOS [34]. Acceptance is defined as the fraction of  $\Upsilon$  in the  $|y| < 2.4$  range that decay into two muons, each with  $|\eta^\mu| < 2.4$ , and  $p_T^{\mu 2} > 4$  GeV/c and  $p_T^{\mu 1} > 3.5$  or 4 GeV/c for the  $\Upsilon(1S)$  and  $\Upsilon(2S)/\Upsilon(3S)$  states, respectively. For the  $\Upsilon(1S)$  state, the acceptance over the analyzed phase space averages to 35%. For all three  $\Upsilon$  states, the acceptance is constant over most of the rapidity range, with a drop at large  $|y|$ . When the  $\Upsilon$  meson has

$p_T \approx 5 \text{ GeV}/c$ , the lower  $p_T$  decay muon often falls below the required momentum to reach the muon detector, resulting in a drop in acceptance for intermediate  $p_T$ . For  $\Upsilon(2S)$  and  $\Upsilon(3S)$  states, where  $p_T$  for both muons is required to be above  $4 \text{ GeV}/c$ , the acceptance is 28 and 33%, respectively. Within this acceptance, the average reconstruction and trigger efficiencies are 68, 74 and 75% for the  $\Upsilon(1S)$ ,  $\Upsilon(2S)$ , and  $\Upsilon(3S)$  states, respectively. The slightly lower efficiency for the  $\Upsilon(1S)$  state arises from including lower- $p_T$  muons, which have smaller reconstruction efficiencies, in particular at midrapidity.

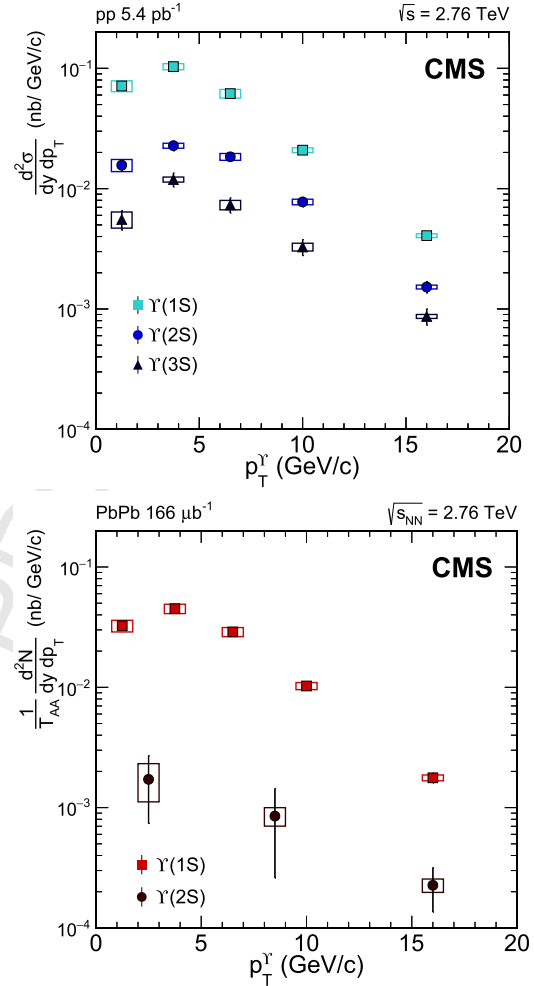
The individual components of the efficiency are crosschecked using collision data and muons from  $J/\psi$  meson decays, with a technique called tag-and-probe, similar to the one described in Ref. [30]. The method consists of fitting the  $J/\psi$  candidates in data and MC samples, with and without applying the probed selection criterion on one of the muons. The muon reconstruction, identification, and trigger efficiencies in the muon detectors are probed by testing the selection response in a sample collected with single-muon triggers. The small discrepancies observed between the results for data and simulation are used to determine  $p_T$ - and  $\eta$ -dependent single-muon correction factors that are applied to muons in the simulation. The net correction factors to the  $\Upsilon$  meson yields range from 3 to 18%, the largest being located at low  $p_T$  or at large  $|\eta|$ . The tracker efficiency, larger than 99%, is also evaluated with this method by checking the presence of a track for muons that are primarily reconstructed in the muon detectors. The corresponding uncertainty is evaluated to be 0.3 and 0.6% for each muon, for the pp and PbPb data, respectively.

#### 4.3. Systematic uncertainties

The uncertainty from the fitting procedure is estimated by performing seven changes in the fitting functions. Five of them consist of releasing one by one the originally fixed signal-shape parameters, to accommodate for possible imperfections in the simulation. The other two changes consist of adding to the default background function a first- or second-order Chebychev polynomial. The maxima of the five signal and of the two background variations are summed in quadrature, yielding systematic uncertainties from 4 to 25% in the PbPb data and from 1 to 10% in the pp data, for the  $\Upsilon(1S)$  meson yield. For the less significant  $\Upsilon(2S)$  signal, the uncertainties range from 13 to 71% in PbPb, and from 1 to 15% in pp data.

The systematic uncertainty from the acceptance and efficiency estimation includes changes of the generated  $p_T$  and  $y$  spectra, as well as variations of the distribution of  $\Upsilon$  candidates across event centrality, within limits imposed by the data themselves. These are propagated into bin-by-bin systematic uncertainties of 0.7 and 1.1% on average, in pp and PbPb collisions, respectively.

Single-muon efficiencies obtained from the tag-and-probe method are assigned a systematic uncertainty from varying requirements for the tag selection, the dimuon mass range, and the distributions of the invariant mass peak and the underlying backgrounds. The maximum deviation in each  $p_T^\mu$  and  $\eta^\mu$  interval is retained as the systematic uncertainty on the single-muon correction factors. Next, the single-muon correction factors are changed within their statistical uncertainties derived from data. To do so, one hundred variations of the single-muon efficiencies are computed, resulting in one hundred dimuon efficiency correction factors in each analysis bin. The RMS of the resulting efficiencies, summed in quadrature with the systematic uncertainty in the efficiency correction factors, represent the overall uncertainty in muon efficiency. The resulting systematic uncertainties range from 3.2 to 7.7% from midrapidity in pp collisions to the most forward bins in PbPb collisions. In addition, the uncertainty in the tracking



**Fig. 2.** Differential cross section for  $\Upsilon$  states as a function of their transverse momentum and per unit of rapidity in pp (top) and PbPb (bottom) collisions. The PbPb results are integrated over centrality and divided by the number of elementary NN collisions. Statistical (systematic) uncertainties are displayed as error bars (boxes). Global relative uncertainties of 3.7% (pp) and 6.5% (PbPb) are not displayed.

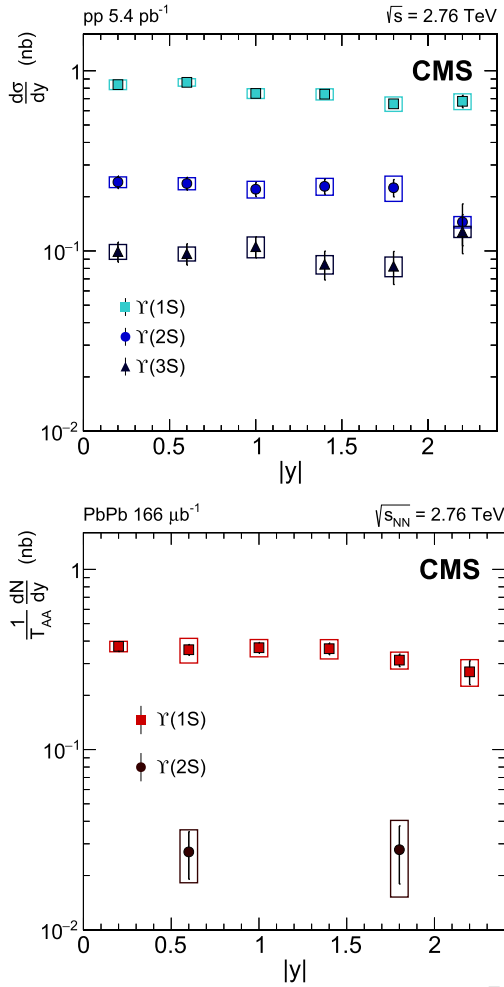
efficiency of 0.3 and 0.6% for each track is considered as fully correlated and thus doubled for dimuon candidates, and taken as a global uncertainty (common to all points).

The relative uncertainties in the integrated luminosity of pp data (3.7%) or the number of PbPb MB events (3%) are also considered as global uncertainties. The uncertainties in the  $T_{AA}$  values are given in Table 1.

## 5. Results

### 5.1. Cross sections

Figs. 2 and 3 show the differential cross sections as functions of  $p_T$  (per unit of rapidity) and  $|\eta|$ , respectively, in pp (top) and PbPb (bottom) collisions. Measured yields are corrected for the acceptance and efficiency, then divided by the width of the bin in consideration. To put the pp and PbPb data on a comparable scale, the corrected yields are normalized by the measured integrated luminosity in pp collisions, and by the product of the number of corresponding MB events and the centrality-integrated  $T_{AA}$  value for PbPb collisions. The statistical uncertainties in pp collisions allow a measurement for the three states using the same binning: five bins in  $p_T$  with edges at 0, 2.5, 5.0, 8.0, 12.0, and 20.0 GeV/c,

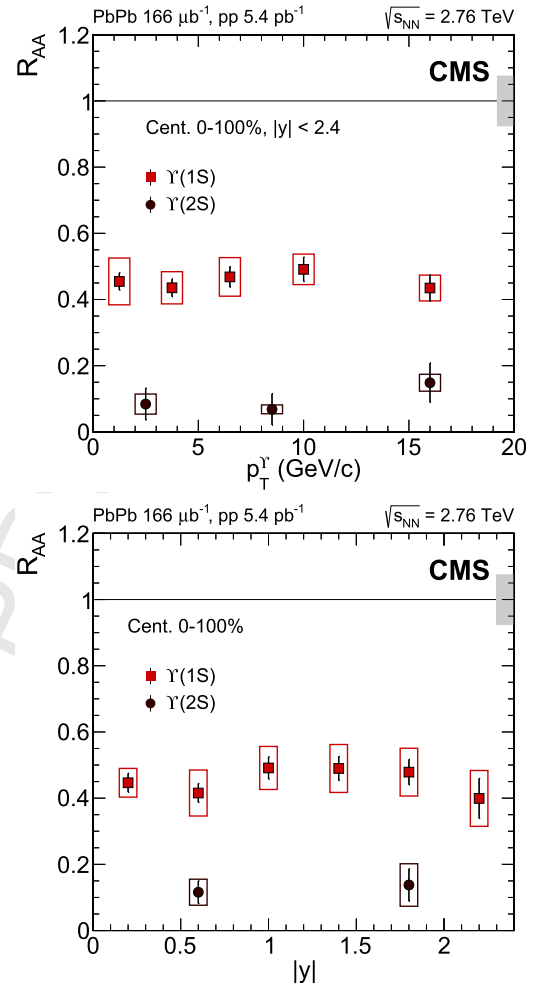


**Fig. 3.** Differential cross section for  $\Upsilon$  states as a function of their rapidity and integrated over transverse momentum in pp (top) and PbPb (bottom) collisions. The PbPb results are integrated over centrality and divided by the number of elementary NN collisions. Statistical (systematic) uncertainties are displayed as error bars (boxes). Global relative uncertainties of 3.7% (pp) and 6.5% (PbPb) are not displayed.

and six equal bins in  $|y|$  from 0 to 2.4. In PbPb collisions, that same binning can be used for the  $\Upsilon(1S)$  analysis, but wider bins are necessary in the  $\Upsilon(2S)$  case: three bins in  $p_T$  with edges at 0, 5, 12 and 20 GeV/c, and two bins in  $y$ . The  $\Upsilon(3S)$  state is not observed in PbPb collisions, and an upper limit is obtained for the  $p_T$ -,  $y$ - and centrality-integrated yield. The corresponding global (fully correlated) uncertainties (not shown in the plots) include the uncertainty due to the integrated luminosity in pp data, the uncertainties due to  $T_{AA}$  and the number of MB events in PbPb data, and the uncertainty in the tracking efficiency in both cases.

## 5.2. Nuclear modification factors

Nuclear modification factors,  $R_{AA}$ , obtained by dividing the PbPb yields by the product of the  $T_{AA}$  values and the pp cross sections, are shown on Fig. 4 as a function of the  $\Upsilon$  meson  $p_T$  (top) and  $|y|$  (bottom). The global (fully correlated) uncertainty here includes the uncertainties in tracking efficiency, the integrated luminosity of the pp data, the number of MB PbPb events, and the centrality-integrated  $T_{AA}$  value. The  $R_{AA}$  results show a suppression of a factor of  $\approx 2$  and 8 for  $\Upsilon(1S)$  and  $\Upsilon(2S)$  states, respectively. No pronounced dependence on the  $\Upsilon$  meson kinematics is observed, the values being constant within uncertainties as a function of both  $p_T$  and  $y$ .



**Fig. 4.** Nuclear modification factor for  $\Upsilon(1S)$  and  $\Upsilon(2S)$  states in PbPb collisions as a function of  $p_T$  (top) and  $|y|$  (bottom). Statistical (systematic) uncertainties are displayed as error bars (boxes), while the global (fully correlated) uncertainty (7.5%) is displayed as a grey box at unity.

Fig. 5 shows  $R_{AA}$  as a function of centrality, displayed as the average number of participating nucleons,  $\langle N_{part} \rangle$ . The global (fully correlated) uncertainties come from the uncertainty in the pp cross sections (which differ for each  $\Upsilon$  state), the number of MB PbPb collisions and the PbPb tracking efficiency. The noticeable  $\Upsilon(1S)$  centrality dependence, already observed in Ref. [18], is mapped out with more precision. As discussed in Section 3.1, points are displayed at the  $N_{part}$  value found by averaging over all MB events in each centrality class. In that respect, it should be noted that the large  $\Upsilon(2S)$  suppression observed for the 50–100% centrality range spans a wide range of  $N_{part}$  values, over which suppression could significantly change. The  $R_{AA}$  values integrated over centrality for the three  $\Upsilon$  states are shown in the side panel of Fig. 5.

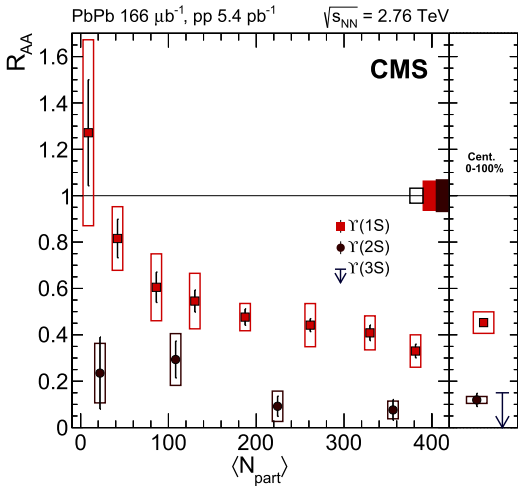
The lack of observation of the  $\Upsilon(3S)$  state in PbPb data provides an upper limit on  $R_{AA}$ , using the Feldman–Cousins prescription [35]. The centrality-integrated  $R_{AA}$  values for the three states are:

$$R_{AA}(\Upsilon(1S)) = 0.453 \pm 0.014 \pm 0.046;$$

$$R_{AA}(\Upsilon(2S)) = 0.119 \pm 0.028 \pm 0.015;$$

$$R_{AA}(\Upsilon(3S)) < 0.145 \text{ at a 95\% confidence level,}$$

with the first and second uncertainties being one standard deviation statistical and systematic, respectively.



**Fig. 5.** Nuclear modification factors for  $\Upsilon(1S)$  and  $\Upsilon(2S)$  meson production in PbPb collisions, as a function of centrality, displayed as the average number of participating nucleons. The upper limit derived on the nuclear modification factor for  $\Upsilon(3S)$  is represented with an arrow in the centrality integrated panel at the far right. Statistical (systematic) uncertainties are displayed as error bars (boxes), while the global (fully correlated) uncertainties from the PbPb data (3.2%) or from the pp reference (6.3 and 6.9% for  $\Upsilon(1S)$  and  $\Upsilon(2S)$  states, respectively) are displayed at unity as empty, filled red, and filled black boxes, respectively. (For interpretation of the references to colour in this figure legend, the reader is referred to the web version of this article.)

These observations are consistent with a sequential melting scenario for the  $\Upsilon$  states, as described in Refs. [12,36,37]. These models, which attribute most of the suppression to in-medium melting, do not predict a strong dependence of  $R_{AA}$  on rapidity or transverse momentum. Cold nuclear matter effects such as PDF modifications and energy loss also do not exhibit such dependences, and their overall impact on  $\Upsilon$  states is much smaller than the observed suppression [11]. In contrast, quarkonium regeneration should depend significantly on  $p_T$ , but it is predicted to be small for bottom quarks [12]. The sequential suppression by comoving particles computed in Ref. [38] reproduces the  $\Upsilon$  suppression centrality pattern, but any dependence on either  $p_T$  or  $y$  remains to be assessed.

## 6. Summary

The  $\Upsilon(1S)$ ,  $\Upsilon(2S)$ , and  $\Upsilon(3S)$  yields have been measured in PbPb and pp collisions at  $\sqrt{s_{NN}} = 2.76$  TeV with the CMS detector, using integrated luminosities of  $166 \mu\text{b}^{-1}$  and  $5.4 \text{pb}^{-1}$ , respectively. For the first time, differential production cross sections are derived for individual  $\Upsilon$  states as functions of their rapidity and transverse momentum in heavy ion collisions. The  $\Upsilon(1S)$  and  $\Upsilon(2S)$  states are suppressed in PbPb relative to pp collisions scaled by the number of nucleon–nucleon collisions, by factors of  $\approx 2$  and 8, respectively, while the absence of a significant  $\Upsilon(3S)$  signal corresponds to a suppression by a factor larger than  $\approx 7$  at a 95% confidence level. While a strong centrality dependence of the suppression is found for the  $\Upsilon(1S)$  and  $\Upsilon(2S)$  states, no clear dependence is observed as a function of either transverse momentum or rapidity. The level of suppression measured in this analysis is compatible with theoretical models of a sequential melting of quarkonium states in a hot medium.

## Acknowledgements

We congratulate our colleagues in the CERN accelerator departments for the excellent performance of the LHC and thank the

technical and administrative staffs at CERN and at other CMS institutes for their contributions to the success of the CMS effort. In addition, we gratefully acknowledge the computing centres and personnel of the Worldwide LHC Computing Grid for delivering so effectively the computing infrastructure essential to our analyses. Finally, we acknowledge the enduring support for the construction and operation of the LHC and the CMS detector provided by the following funding agencies: BMWFW and FWF (Austria); FNRS and FWO (Belgium); CNPq, CAPES, FAPERJ, and FAPESP (Brazil); MES (Bulgaria); CERN; CAS, MOST, and NSFC (China); COLCIENCIAS (Colombia); MSES and CSF (Croatia); RPF (Cyprus); SENESCYT (Ecuador); MoER, ERC IUT and ERDF (Estonia); Academy of Finland, MEC, and HIP (Finland); CEA and CNRS/IN2P3 (France); BMBF, DFG, and HGF (Germany); GSRT (Greece); OTKA and NIH (Hungary); DAE and DST (India); IPM (Iran); SFI (Ireland); INFN (Italy); MSIP and NRF (Republic of Korea); LAS (Lithuania); MOE and UM (Malaysia); BUAP, CINVESTAV, CONACYT, LNS, SEP, and UASLP-FAI (Mexico); MBIE (New Zealand); PAEC (Pakistan); MSHE and NSC (Poland); FCT (Portugal); JINR (Dubna); MON, RosAtom, RAS and RFBR (Russia); MESTD (Serbia); SEIDI and CPAN (Spain); Swiss Funding Agencies (Switzerland); MST (Taipei); ThEPCenter, IPST, STAR and NSTDA (Thailand); TUBITAK and TAEK (Turkey); NASU and SFFR (Ukraine); STFC (United Kingdom); DOE and NSF (USA).

Individuals have received support from the Marie-Curie programme and the European Research Council and EPLANET (European Union); the Leventis Foundation; the Alfred P. Sloan Foundation; the Alexander von Humboldt Foundation; the Belgian Federal Science Policy Office; the Fonds pour la Formation à la Recherche dans l'Industrie et dans l'Agriculture (FRIA-Belgium); the Agentschap voor Innovatie door Wetenschap en Technologie (IWT-Belgium); the Ministry of Education, Youth and Sports (MEYS) of the Czech Republic; the Council of Science and Industrial Research, India; the HOMING PLUS programme of the Foundation for Polish Science, cofinanced from European Union, Regional Development Fund, the Mobility Plus programme of the Ministry of Science and Higher Education, the National Science Center (Poland), contracts Harmonia 2014/14/M/ST2/00428, Opus 2013/11/B/ST2/04202, 2014/13/B/ST2/02543 and 2014/15/B/ST2/03998, Sonata-bis 2012/07/E/ST2/01406; the Thalís and Aristeia programmes cofinanced by EU-ESF and the Greek NSRF; the National Priorities Research Program by Qatar National Research Fund; the Programa Clarín-COFUND del Principado de Asturias; the Rachadapisek Sompot Fund for Postdoctoral Fellowship, Chulalongkorn University and the Chulalongkorn Academic into Its 2nd Century Project Advancement Project (Thailand); and the Welch Foundation, contract C-1845.

## References

- [1] F. Karsch, E. Laermann, Thermodynamics and in-medium hadron properties from lattice QCD, in: R.C. Hwa, X.-N. Wang (Eds.), *Quark-Gluon Plasma III*, World Scientific Publishing Co. Pte. Ltd., 2004, arXiv:hep-lat/0305025.
- [2] E.V. Shuryak, Theory of hadronic plasma, *Sov. Phys. JETP* 47 (1978) 212.
- [3] T. Matsui, H. Satz,  $J/\psi$  suppression by quark-gluon plasma formation, *Phys. Lett. B* 178 (1986) 416, [http://dx.doi.org/10.1016/0370-2693\(86\)91404-8](http://dx.doi.org/10.1016/0370-2693(86)91404-8).
- [4] S. Digoal, P. Petreczky, H. Satz, Quarkonium feed down and sequential suppression, *Phys. Rev. D* 64 (2001) 094015, <http://dx.doi.org/10.1103/PhysRevD.64.094015>, arXiv:hep-ph/0106017.
- [5] Á. Mócsy, P. Petreczky, Color screening melts quarkonium, *Phys. Rev. Lett.* 99 (2007) 211602, <http://dx.doi.org/10.1103/PhysRevLett.99.211602>, arXiv:0706.2183.
- [6] R.L. Thews, M. Schroedter, J. Rafelski, Enhanced  $J/\psi$  production in deconfined quark matter, *Phys. Rev. C* 63 (2001) 054905, <http://dx.doi.org/10.1103/PhysRevC.63.054905>, arXiv:hep-ph/0007323.
- [7] A. Andronic, P. Braun-Munzinger, K. Redlich, J. Stachel, Statistical hadronization of heavy quarks in ultra-relativistic nucleus–nucleus collisions, *Nucl. Phys. A* 789 (2007) 334, <http://dx.doi.org/10.1016/j.nuclphysa.2007.02.013>, arXiv:nucl-th/0611023.

- [8] S. Gavin, R. Vogt, Charmonium suppression by comover scattering in Pb + Pb collisions, *Phys. Rev. Lett.* 78 (1997) 1006, <http://dx.doi.org/10.1103/PhysRevLett.78.1006>, arXiv:hep-ph/9606460.
- [9] A. Capella, A. Kaidalov, A. Kouider Akil, C. Gerschel,  $J/\psi$  and  $\psi'$  suppression in heavy ion collisions, *Phys. Lett. B* 393 (1997) 431, [http://dx.doi.org/10.1016/S0370-2693\(96\)01650-4](http://dx.doi.org/10.1016/S0370-2693(96)01650-4), arXiv:hep-ph/9607265.
- [10] R. Vogt, Cold nuclear matter effects on  $J/\psi$  and  $\Upsilon$  production at energies available at the CERN Large Hadron Collider (LHC), *Phys. Rev. C* 81 (2010) 044903, <http://dx.doi.org/10.1103/PhysRevC.81.044903>, arXiv:1003.3497.
- [11] F. Arleo, S. Peigné, Quarkonium suppression in heavy-ion collisions from coherent energy loss in cold nuclear matter, *J. High Energy Phys.* 10 (2014) 73, [http://dx.doi.org/10.1007/JHEP10\(2014\)073](http://dx.doi.org/10.1007/JHEP10(2014)073), arXiv:1407.5054.
- [12] A. Emerick, X. Zhao, R. Rapp, Bottomonia in the quark-gluon plasma and their production at RHIC and LHC, *Eur. Phys. J. A* 48 (2012) 72, <http://dx.doi.org/10.1140/epja/i2012-12072-y>, arXiv:1111.6537.
- [13] M. Strickland, D. Bazow, Thermal bottomonium suppression at RHIC and LHC, *Nucl. Phys. A* 879 (2012) 25, <http://dx.doi.org/10.1016/j.nuclphysa.2012.02.003>, arXiv:1112.2761.
- [14] A. Andronic, et al., Heavy-flavour and quarkonium production in the LHC era: from proton–proton to heavy-ion collisions, *Eur. Phys. J. C* 76 (2016) 107, <http://dx.doi.org/10.1140/epjc/s10052-015-3819-5>, arXiv:1506.03981.
- [15] CMS Collaboration, Suppression of non-prompt  $J/\psi$ , prompt  $J/\psi$ , and  $\Upsilon(1S)$  in PbPb collisions at  $\sqrt{s_{NN}} = 2.76$  TeV, *J. High Energy Phys.* 05 (2012) 063, [http://dx.doi.org/10.1007/JHEP05\(2012\)063](http://dx.doi.org/10.1007/JHEP05(2012)063), arXiv:1201.5069.
- [16] ALICE Collaboration, Suppression of  $\Upsilon(1S)$  at forward rapidity in Pb–Pb collisions at  $\sqrt{s_{NN}} = 2.76$  TeV, *Phys. Lett. B* 738 (2014) 361, <http://dx.doi.org/10.1016/j.physletb.2014.10.001>, arXiv:1405.4493.
- [17] CMS Collaboration, Indications of suppression of excited  $\Upsilon$  states in Pb–Pb collisions at  $\sqrt{s_{NN}} = 2.76$  TeV, *Phys. Rev. Lett.* 107 (2011) 052302, <http://dx.doi.org/10.1103/PhysRevLett.107.052302>, arXiv:1105.4894.
- [18] CMS Collaboration, Observation of sequential upsilon suppression in PbPb collisions, *Phys. Rev. Lett.* 109 (2012) 222301, <http://dx.doi.org/10.1103/PhysRevLett.109.222301>, arXiv:1208.2826.
- [19] ALICE Collaboration, Production of inclusive  $\Upsilon(1S)$  and  $\Upsilon(2S)$  in p–Pb collisions at  $\sqrt{s_{NN}} = 5.02$  TeV, *Phys. Lett. B* 740 (2014) 105, <http://dx.doi.org/10.1016/j.physletb.2014.11.041>, arXiv:1410.2234.
- [20] LHCb Collaboration, Study of  $\Upsilon$  production and cold nuclear matter effects in pPb collisions at  $\sqrt{s_{NN}} = 5$  TeV, *J. High Energy Phys.* 07 (2014) 094, [http://dx.doi.org/10.1007/JHEP07\(2014\)094](http://dx.doi.org/10.1007/JHEP07(2014)094), arXiv:1405.5152.
- [21] CMS Collaboration, Event activity dependence of  $\Upsilon(nS)$  production in  $\sqrt{s_{NN}} = 5.02$  TeV pPb and  $\sqrt{s} = 2.76$  TeV pp collisions, *J. High Energy Phys.* 04 (2014) 103, [http://dx.doi.org/10.1007/JHEP04\(2014\)103](http://dx.doi.org/10.1007/JHEP04(2014)103), arXiv:1312.6300.
- [22] L. Adamczyk, et al., STAR Collaboration, Suppression of  $\Upsilon$  production in d + Au and Au + Au collisions at  $\sqrt{s_{NN}} = 200$  GeV, *Phys. Lett. B* 735 (2014) 127, <http://dx.doi.org/10.1016/j.physletb.2014.06.028>, arXiv:1312.3675; Erratum: <http://dx.doi.org/10.1016/j.physletb.2015.01.046>.
- [23] CMS Collaboration, The CMS experiment at the CERN LHC, *J. Instrum.* 3 (2008) S08004, <http://dx.doi.org/10.1088/1748-0221/3/08/S08004>.
- [24] CMS Collaboration, Measurement of Momentum Scale and Resolution Using Low-Mass Resonances and Cosmic Ray Muons, CMS Physics Analysis Summary CMS-PAS-TRK-10-004, 2010, <http://cdsweb.cern.ch/record/1279137/files/TRK-10-004-pas.pdf>.
- [25] CMS Collaboration, Observation and studies of jet quenching in PbPb collisions at nucleon–nucleon center-of-mass energy = 2.76 TeV, *Phys. Rev. C* 84 (2011) 024906, <http://dx.doi.org/10.1103/PhysRevC.84.024906>, arXiv:1102.1957.
- [26] CMS Collaboration, Luminosity Calibration for the 2013 Proton–Lead and Proton–Proton Data Taking, CMS Physics Analysis Summary CMS-PAS-LUM-13-002, 2013, <http://cds.cern.ch/record/1643269>.
- [27] M.L. Miller, K. Reygers, S.J. Sanders, P. Steinberg, Glauber modeling in high-energy nuclear collisions, *Annu. Rev. Nucl. Part. Sci.* 57 (2007) 205, <http://dx.doi.org/10.1146/annurev.nucl.57.090506.123020>, arXiv:nucl-ex/0701025.
- [28] CMS Collaboration, Performance of CMS muon reconstruction in pp collision events at  $\sqrt{s} = 7$  TeV, *J. Instrum.* 7 (2012) P10002, <http://dx.doi.org/10.1088/1748-0221/7/10/P10002>, arXiv:1206.4071.
- [29] M.J. Oreglia, A Study of the Reactions  $\psi' \rightarrow \gamma\gamma\psi$ , Ph.D. thesis, Stanford University, 1980; URL: <http://www.slac.stanford.edu/pubs/slacreports/slac-r-236.html>, SLAC Report SLAC-R-236, see Appendix D.
- [30] CMS Collaboration, Measurement of the  $\Upsilon(1S)$ ,  $\Upsilon(2S)$ , and  $\Upsilon(3S)$  cross sections in pp collisions at  $\sqrt{s} = 7$  TeV, *Phys. Lett. B* 727 (2013) 101, <http://dx.doi.org/10.1016/j.physletb.2013.10.033>, arXiv:1303.5900.
- [31] Particle Data Group, K.A. Olive, et al., Review of particle physics, *Chin. Phys. C* 38 (2014) 090001, <http://dx.doi.org/10.1088/1674-1137/38/9/090001>.
- [32] T. Sjöstrand, S. Mrenna, P. Skands, PYTHIA 6.4 physics and manual, *J. High Energy Phys.* 05 (2006) 026, <http://dx.doi.org/10.1088/1126-6708/2006/05/026>, arXiv:hep-ph/0603175.
- [33] I.P. Lokhtin, A.M. Snigirev, A model of jet quenching in ultrarelativistic heavy ion collisions and high- $p_T$  hadron spectra at RHIC, *Eur. Phys. J. C* 45 (2006) 211, <http://dx.doi.org/10.1140/epjc/s2005-02426-3>, arXiv:hep-ph/0506189.
- [34] E. Barberio, B. van Eijk, Z. Waş, Photos – a universal Monte Carlo for QED radiative corrections in decays, *Comput. Phys. Commun.* 66 (1991) 115, [http://dx.doi.org/10.1016/0010-4655\(91\)90012-A](http://dx.doi.org/10.1016/0010-4655(91)90012-A).
- [35] G.J. Feldman, R.D. Cousins, A unified approach to the classical statistical analysis of small signals, *Phys. Rev. D* 57 (1998) 3873, <http://dx.doi.org/10.1103/PhysRevD.57.3873>, arXiv:physics/9711021.
- [36] B. Krouppa, M. Strickland, Predictions for bottomonia suppression in 5.023 TeV Pb–Pb collisions, *Universe* 2 (2016) 16, <http://dx.doi.org/10.3390/universe2030016>, arXiv:1605.03561.
- [37] J. Hoelck, F. Nendzig, G. Wolschin, In-medium  $\Upsilon$ -suppression and feed-down in UU and PbPb collisions, *Phys. Rev. C* 95 (2017) 024905, <http://dx.doi.org/10.1103/PhysRevC.95.024905>, arXiv:1602.00019.
- [38] E.G. Ferreira, Excited charmonium suppression in proton-nucleus collisions as a consequence of comovers, *Phys. Lett. B* 749 (2015) 98, <http://dx.doi.org/10.1016/j.physletb.2015.07.066>, arXiv:1411.0549.

## The CMS Collaboration

V. Khachatryan, A.M. Sirunyan, A. Tumasyan

Yerevan Physics Institute, Yerevan, Armenia

W. Adam, E. Asilar, T. Bergauer, J. Brandstetter, E. Brondolin, M. Dragicevic, J. Erö, M. Flechl, M. Friedl, R. Frühwirth<sup>1</sup>, V.M. Ghete, C. Hartl, N. Hörmann, J. Hrubec, M. Jeitler<sup>1</sup>, A. König, I. Krätschmer, D. Liko, T. Matsushita, I. Mikulec, D. Rabady, N. Rad, B. Rahbaran, H. Rohringer, J. Schieck<sup>1</sup>, J. Strauss, W. Waltenberger, C.-E. Wulz<sup>1</sup>

Institut für Hochenergiephysik, Wien, Austria

O. Dvornikov, V. Makarenko, V. Zykunov

Institute for Nuclear Problems, Minsk, Belarus

V. Mossolov, N. Shumeiko, J. Suarez Gonzalez

National Centre for Particle and High Energy Physics, Minsk, Belarus

1 S. Alderweireldt, E.A. De Wolf, X. Janssen, J. Lauwers, M. Van De Klundert, H. Van Haeevermaet,  
2 P. Van Mechelen, N. Van Remortel, A. Van Spilbeeck

3 *Universiteit Antwerpen, Antwerpen, Belgium*

4  
5  
6 S. Abu Zeid, F. Blekman, J. D'Hondt, N. Daci, I. De Bruyn, K. Deroover, S. Lowette, S. Moortgat, L. Moreels,  
7 A. Olbrechts, Q. Python, S. Tavernier, W. Van Doninck, P. Van Mulders, I. Van Parijs

8 *Vrije Universiteit Brussel, Brussel, Belgium*

9  
10  
11 H. Brun, B. Clerbaux, G. De Lentdecker, H. Delannoy, G. Fasanella, L. Favart, R. Goldouzian, A. Grebenyuk,  
12 G. Karapostoli, T. Lenzi, A. Léonard, J. Luetic, T. Maerschalk, A. Marinov, A. Randle-conde, T. Seva,  
13 C. Vander Velde, P. Vanlaer, D. Vannerom, R. Yonamine, F. Zenoni, F. Zhang<sup>2</sup>

14 *Université Libre de Bruxelles, Bruxelles, Belgium*

15  
16  
17 A. Cimmino, T. Cornelis, D. Dobur, A. Fagot, G. Garcia, M. Gul, I. Khvastunov, D. Poyraz, S. Salva,  
18 R. Schöfbeck, A. Sharma, M. Tytgat, W. Van Driessche, E. Yazgan, N. Zaganidis

19 *Ghent University, Ghent, Belgium*

20  
21  
22 H. Bakhshiansohi, C. Beluffi<sup>3</sup>, O. Bondu, S. Brochet, G. Bruno, A. Caudron, S. De Visscher, C. Delaere,  
23 M. Delcourt, B. Francois, A. Giammanco, A. Jafari, P. Jez, M. Komm, G. Krintiras, V. Lemaître, A. Magitteri,  
24 A. Mertens, M. Musich, C. Nuttens, K. Piotrkowski, L. Quertenmont, M. Selvaggi, M. Vidal Marono,  
25 S. Wertz

26 *Université Catholique de Louvain, Louvain-la-Neuve, Belgium*

27  
28  
29 N. Belyi

30 *Université de Mons, Mons, Belgium*

31  
32  
33 W.L. Aldá Júnior, F.L. Alves, G.A. Alves, L. Brito, C. Hensel, A. Moraes, M.E. Pol, P. Rebello Teles

34 *Centro Brasileiro de Pesquisas Físicas, Rio de Janeiro, Brazil*

35  
36  
37 E. Belchior Batista Das Chagas, W. Carvalho, J. Chinellato<sup>4</sup>, A. Custódio, E.M. Da Costa, G.G. Da Silveira<sup>5</sup>,  
38 D. De Jesus Damiao, C. De Oliveira Martins, S. Fonseca De Souza, L.M. Huertas Guativa, H. Malbouisson,  
39 D. Matos Figueiredo, C. Mora Herrera, L. Mundim, H. Nogima, W.L. Prado Da Silva, A. Santoro,  
40 A. Sznajder, E.J. Tonelli Manganote<sup>4</sup>, A. Vilela Pereira

41 *Universidade do Estado do Rio de Janeiro, Rio de Janeiro, Brazil*

42  
43  
44  
45 S. Ahuja<sup>a</sup>, C.A. Bernardes<sup>b</sup>, S. Dogra<sup>a</sup>, T.R. Fernandez Perez Tomei<sup>a</sup>, E.M. Gregores<sup>b</sup>, P.G. Mercadante<sup>b</sup>,  
46 C.S. Moon<sup>a</sup>, S.F. Novaes<sup>a</sup>, Sandra S. Padula<sup>a</sup>, D. Romero Abad<sup>b</sup>, J.C. Ruiz Vargas

47 <sup>a</sup> *Universidade Estadual Paulista, São Paulo, Brazil*

48 <sup>b</sup> *Universidade Federal do ABC, São Paulo, Brazil*

49  
50  
51 A. Aleksandrov, R. Hadjiiska, P. Iaydjiev, M. Rodozov, S. Stoykova, G. Sultanov, M. Vutova

52 *Institute for Nuclear Research and Nuclear Energy, Sofia, Bulgaria*

53  
54  
55 A. Dimitrov, I. Glushkov, L. Litov, B. Pavlov, P. Petkov

56 *University of Sofia, Sofia, Bulgaria*

57  
58  
59 W. Fang<sup>6</sup>

60 *Beihang University, Beijing, China*



1 M. Ahmad, J.G. Bian, G.M. Chen, H.S. Chen, M. Chen, Y. Chen<sup>7</sup>, T. Cheng, C.H. Jiang, D. Leggat, Z. Liu, 66  
 2 F. Romeo, S.M. Shaheen, A. Spiezia, J. Tao, C. Wang, Z. Wang, H. Zhang, J. Zhao 67

3 68  
 4 *Institute of High Energy Physics, Beijing, China* 69

5 70  
 6 Y. Ban, G. Chen, Q. Li, S. Liu, Y. Mao, S.J. Qian, D. Wang, Z. Xu 71

7 72  
 8 *State Key Laboratory of Nuclear Physics and Technology, Peking University, Beijing, China* 73

9 74  
 10 C. Avila, A. Cabrera, L.F. Chaparro Sierra, C. Florez, J.P. Gomez, C.F. González Hernández, J.D. Ruiz Alvarez, 75  
 11 J.C. Sanabria 76

12 77  
 13 *Universidad de Los Andes, Bogota, Colombia* 78

14 79  
 15 N. Godinovic, D. Lelas, I. Puljak, P.M. Ribeiro Cipriano, T. Sculac 80

16 81  
 17 *University of Split, Faculty of Electrical Engineering, Mechanical Engineering and Naval Architecture, Split, Croatia* 82

18 83  
 19 Z. Antunovic, M. Kovac 84

20 85  
 21 *University of Split, Faculty of Science, Split, Croatia* 86

22 87  
 23 V. Brigljevic, D. Ferencek, K. Kadija, B. Mesic, S. Micanovic, L. Sudic, T. Susa 88

24 89  
 25 *Institute Rudjer Boskovic, Zagreb, Croatia* 90

26 91  
 27 A. Attikis, G. Mavromanolakis, J. Mousa, C. Nicolaou, F. Ptochos, P.A. Razis, H. Rykaczewski, D. Tsiakkouri 92

28 93  
 29 *University of Cyprus, Nicosia, Cyprus* 94

30 95  
 31 M. Finger<sup>8</sup>, M. Finger Jr.<sup>8</sup> 96

32 97  
 33 *Charles University, Prague, Czech Republic* 98

34 99  
 35 E. Carrera Jarrin 100

36 101  
 37 *Universidad San Francisco de Quito, Quito, Ecuador* 102

38 103  
 39 A.A. Abdelalim<sup>9,10</sup>, Y. Mohammed<sup>11</sup>, E. Salama<sup>12,13</sup> 104

40 105  
 41 *Academy of Scientific Research and Technology of the Arab Republic of Egypt, Egyptian Network of High Energy Physics, Cairo, Egypt* 106

42 107  
 43 M. Kadastik, L. Perrini, M. Raidal, A. Tiko, C. Veelken 108

44 109  
 45 *National Institute of Chemical Physics and Biophysics, Tallinn, Estonia* 110

46 111  
 47 P. Eerola, J. Pekkanen, M. Voutilainen 112

48 113  
 49 *Department of Physics, University of Helsinki, Helsinki, Finland* 114

50 115  
 51 J. Härkönen, T. Järvinen, V. Karimäki, R. Kinnunen, T. Lampén, K. Lassila-Perini, S. Lehti, T. Lindén, 116  
 52 P. Luukka, J. Tuominiemi, E. Tuovinen, L. Wendland 117

53 118  
 54 *Helsinki Institute of Physics, Helsinki, Finland* 119

55 120  
 56 J. Talvitie, T. Tuuva 121

57 122  
 58 *Lappeenranta University of Technology, Lappeenranta, Finland* 123

59 124  
 60 M. Besancon, F. Couderc, M. Dejardin, D. Denegri, B. Fabbro, J.L. Faure, C. Favaro, F. Ferri, S. Ganjour, 125  
 61 S. Ghosh, A. Givernaud, P. Gras, G. Hamel de Monchenault, P. Jarry, I. Kucher, E. Locci, M. Machet, 126  
 62 J. Malcles, J. Rander, A. Rosowsky, M. Titov, A. Zghiche 127

63 128  
 64 *IRFU, CEA, Université Paris-Saclay, Gif-sur-Yvette, France* 129  
 65 130

1 A. Abdulsalam, I. Antropov, F. Arleo, S. Baffioni, F. Beaudette, P. Busson, L. Cadamuro, E. Chapon, 66  
 2 C. Charlot, O. Davignon, R. Granier de Cassagnac, M. Jo, S. Lisniak, P. Miné, M. Nguyen, C. Ochando, 67  
 3 G. Ortona, P. Paganini, P. Pigard, S. Regnard, R. Salerno, Y. Sirois, T. Strebler, Y. Yilmaz, A. Zabi 68  
 4 69

5 *Laboratoire Leprince-Ringuet, Ecole Polytechnique, IN2P3–CNRS, Palaiseau, France* 70  
 6 71

7 J.-L. Agram<sup>14</sup>, J. Andrea, A. Aubin, D. Bloch, J.-M. Brom, M. Buttignol, E.C. Chabert, N. Chanon, C. Collard, 72  
 8 E. Conte<sup>14</sup>, X. Coubez, J.-C. Fontaine<sup>14</sup>, D. Gelé, U. Goerlach, A.-C. Le Bihan, K. Skovpen, P. Van Hove 73  
 9 74

10 *Institut Pluridisciplinaire Hubert Curien, Université de Strasbourg, Université de Haute Alsace Mulhouse, CNRS/IN2P3, Strasbourg, France* 75  
 11 76

12 S. Gadrat 77  
 13 78

14 *Centre de Calcul de l'Institut National de Physique Nucleaire et de Physique des Particules, CNRS/IN2P3, Villeurbanne, France* 79  
 15 80

16 S. Beauceron, C. Bernet, G. Boudoul, E. Bouvier, C.A. Carrillo Montoya, R. Chierici, D. Contardo, 81  
 17 B. Courbon, P. Depasse, H. El Mamouni, J. Fan, J. Fay, S. Gascon, M. Gouzevitch, G. Grenier, B. Ille, 82  
 18 F. Lagarde, I.B. Laktineh, M. Lethuillier, L. Mirabito, A.L. Pequegnot, S. Perries, A. Popov<sup>15</sup>, D. Sabes, 83  
 19 V. Sordini, M. Vander Donckt, P. Verdier, S. Viret 84  
 20 85

21 *Université de Lyon, Université Claude Bernard Lyon 1, CNRS–IN2P3, Institut de Physique Nucléaire de Lyon, Villeurbanne, France* 86  
 22 87

23 T. Toriashvili<sup>16</sup> 88  
 24 89

25 *Georgian Technical University, Tbilisi, Georgia* 90  
 26 91

27 Z. Tsamalaidze<sup>8</sup> 92  
 28 93

29 *Tbilisi State University, Tbilisi, Georgia* 94  
 30 95

31 C. Autermann, S. Beranek, L. Feld, A. Heister, M.K. Kiesel, K. Klein, M. Lipinski, A. Ostapchuk, M. Preuten, 96  
 32 F. Raupach, S. Schael, C. Schomakers, J. Schulz, T. Verlage, H. Weber, V. Zhukov<sup>15</sup> 97  
 33 98

34 *RWTH Aachen University, I. Physikalisches Institut, Aachen, Germany* 99  
 35 100

36 A. Albert, M. Brodski, E. Dietz-Laursonn, D. Duchardt, M. Endres, M. Erdmann, S. Erdweg, T. Esch, 101  
 37 R. Fischer, A. Güth, M. Hamer, T. Hebbeker, C. Heidemann, K. Hoepfner, S. Knutzen, M. Merschmeyer, 102  
 38 A. Meyer, P. Millet, S. Mukherjee, M. Olschewski, K. Padeken, T. Pook, M. Radziej, H. Reithler, M. Rieger, 103  
 39 F. Scheuch, L. Sonnenschein, D. Teysier, S. Thüer 104  
 40 105

41 *RWTH Aachen University, III. Physikalisches Institut A, Aachen, Germany* 106  
 42 107

43 V. Cherepanov, G. Flügge, B. Kargoll, T. Kress, A. Künsken, J. Lingemann, T. Müller, A. Nehr Korn, 108  
 44 A. Nowack, C. Pistone, O. Pooth, A. Stahl<sup>17</sup> 109  
 45 110

46 *RWTH Aachen University, III. Physikalisches Institut B, Aachen, Germany* 111  
 47 112

48 M. Aldaya Martin, T. Arndt, C. Asawatrangkuldee, K. Beernaert, O. Behnke, U. Behrens, A.A. Bin Anuar, 113  
 49 K. Borras<sup>18</sup>, A. Campbell, P. Connor, C. Contreras-Campana, F. Costanza, C. Diez Pardos, G. Dolinska, 114  
 50 G. Eckerlin, D. Eckstein, T. Eichhorn, E. Eren, E. Gallo<sup>19</sup>, J. Garay Garcia, A. Geiser, A. Gizhko, 115  
 51 J.M. Grados Luyando, P. Gunnellini, A. Harb, J. Hauk, M. Hempel<sup>20</sup>, H. Jung, A. Kalogeropoulos, 116  
 52 O. Karacheban<sup>20</sup>, M. Kasemann, J. Keaveney, C. Kleinwort, I. Korol, D. Krücker, W. Lange, A. Lelek, 117  
 53 J. Leonard, K. Lipka, A. Lobanov, W. Lohmann<sup>20</sup>, R. Mankel, I.-A. Melzer-Pellmann, A.B. Meyer, G. Mittag, 118  
 54 J. Mnich, A. Mussgiller, E. Ntomari, D. Pitzl, R. Placakyte, A. Raspereza, B. Roland, M.Ö. Sahin, P. Saxena, 119  
 55 T. Schoerner-Sadenius, C. Seitz, S. Spannagel, N. Stefaniuk, G.P. Van Onsem, R. Walsh, C. Wissing 120  
 56 121  
 57 122  
 58 123

59 *Deutsches Elektronen-Synchrotron, Hamburg, Germany* 124  
 60 125

61 V. Blobel, M. Centis Vignali, A.R. Draeger, T. Dreyer, E. Garutti, D. Gonzalez, J. Haller, M. Hoffmann, 126  
 62 A. Junkes, R. Klanner, R. Kogler, N. Kovalchuk, T. Lapsien, T. Lenz, I. Marchesini, D. Marconi, M. Meyer, 127  
 63 M. Niedziela, D. Nowatschin, F. Pantaleo<sup>17</sup>, T. Peiffer, A. Perieanu, J. Poehlsen, C. Sander, C. Scharf, 128  
 64 129  
 65 130

1 P. Schleper, A. Schmidt, S. Schumann, J. Schwandt, H. Stadie, G. Steinbrück, F.M. Stober, M. Stöver,  
2 H. Tholen, D. Troendle, E. Usai, L. Vanelderen, A. Vanhoefer, B. Vormwald

3  
4 *University of Hamburg, Hamburg, Germany*

5  
6 M. Akbiyik, C. Barth, S. Baur, C. Baus, J. Berger, E. Butz, R. Caspart, T. Chwalek, F. Colombo, W. De Boer,  
7 A. Dierlamm, S. Fink, B. Freund, R. Friese, M. Giffels, A. Gilbert, P. Goldenzweig, D. Haitz, F. Hartmann<sup>17</sup>,  
8 S.M. Heindl, U. Husemann, I. Katkov<sup>15</sup>, S. Kudella, H. Mildner, M.U. Mozer, Th. Müller, M. Plagge,  
9 G. Quast, K. Rabbertz, S. Röcker, F. Roscher, M. Schröder, I. Shvetsov, G. Sieber, H.J. Simonis, R. Ulrich,  
10 S. Wayand, M. Weber, T. Weiler, S. Williamson, C. Wöhrmann, R. Wolf

11  
12 *Institut für Experimentelle Kernphysik, Karlsruhe, Germany*

13  
14 G. Anagnostou, G. Daskalakis, T. Geralis, V.A. Giakoumopoulou, A. Kyriakis, D. Loukas, I. Topsis-Giotis

15  
16 *Institute of Nuclear and Particle Physics (INPP), NCSR Demokritos, Aghia Paraskevi, Greece*

17  
18 S. Kesisoglou, A. Panagiotou, N. Saoulidou, E. Tziaferi

19  
20 *National and Kapodistrian University of Athens, Athens, Greece*

21  
22 I. Evangelou, G. Flouris, C. Foudas, P. Kokkas, N. Loukas, N. Manthos, I. Papadopoulos, E. Paradas

23  
24 *University of Ioánnina, Ioánnina, Greece*

25  
26 N. Filipovic

27  
28 *MTA-ELTE Lendület CMS Particle and Nuclear Physics Group, Eötvös Loránd University, Budapest, Hungary*

29  
30 G. Bencze, C. Hajdu, D. Horvath<sup>21</sup>, F. Sikler, V. Veszpremi, G. Vesztergombi<sup>22</sup>, A.J. Zsigmond

31  
32 *Wigner Research Centre for Physics, Budapest, Hungary*

33  
34 N. Beni, S. Czellar, J. Karancsi<sup>23</sup>, A. Makovec, J. Molnar, Z. Szillasi

35  
36 *Institute of Nuclear Research ATOMKI, Debrecen, Hungary*

37  
38 M. Bartók<sup>22</sup>, P. Raics, Z.L. Trocsanyi, B. Ujvari

39  
40 *University of Debrecen, Debrecen, Hungary*

41  
42 S. Bahinipati, S. Choudhury<sup>24</sup>, P. Mal, K. Mandal, A. Nayak<sup>25</sup>, D.K. Sahoo, N. Sahoo, S.K. Swain

43  
44 *National Institute of Science Education and Research, Bhubaneswar, India*

45  
46 S. Bansal, S.B. Beri, V. Bhatnagar, R. Chawla, U. Bhawandeep, A.K. Kalsi, A. Kaur, M. Kaur, R. Kumar,  
47 P. Kumari, A. Mehta, M. Mittal, J.B. Singh, G. Walia

48  
49 *Panjab University, Chandigarh, India*

50  
51 Ashok Kumar, A. Bhardwaj, B.C. Choudhary, R.B. Garg, S. Keshri, S. Malhotra, M. Naimuddin, N. Nishu,  
52 K. Ranjan, R. Sharma, V. Sharma

53  
54 *University of Delhi, Delhi, India*

55  
56 R. Bhattacharya, S. Bhattacharya, K. Chatterjee, S. Dey, S. Dutt, S. Dutta, S. Ghosh, N. Majumdar,  
57 A. Modak, K. Mondal, S. Mukhopadhyay, S. Nandan, A. Purohit, A. Roy, D. Roy, S. Roy Chowdhury,  
58 S. Sarkar, M. Sharan, S. Thakur

59  
60 *Saha Institute of Nuclear Physics, Kolkata, India*

61  
62 P.K. Behera

63  
64 *Indian Institute of Technology Madras, Madras, India*

65

1 R. Chudasama, D. Dutta, V. Jha, V. Kumar, A.K. Mohanty<sup>17</sup>, P.K. Netrakanti, L.M. Pant, P. Shukla, A. Topkar 66

2 *Bhabha Atomic Research Centre, Mumbai, India* 67

3 4 T. Aziz, S. Dugad, G. Kole, B. Mahakud, S. Mitra, G.B. Mohanty, B. Parida, N. Sur, B. Sutar 68

5 6 *Tata Institute of Fundamental Research-A, Mumbai, India* 69

7 8 S. Banerjee, S. Bhowmik<sup>26</sup>, R.K. Dewanjee, S. Ganguly, M. Guchait, Sa. Jain, S. Kumar, M. Maity<sup>26</sup>, 73

9 G. Majumder, K. Mazumdar, T. Sarkar<sup>26</sup>, N. Wickramage<sup>27</sup> 74

10 11 *Tata Institute of Fundamental Research-B, Mumbai, India* 75

12 13 S. Chauhan, S. Dube, V. Hegde, A. Kapoor, K. Kothekar, S. Pandey, A. Rane, S. Sharma 76

14 15 *Indian Institute of Science Education and Research (IISER), Pune, India* 77

16 17 S. Chenarani<sup>28</sup>, E. Eskandari Tadavani, S.M. Etesami<sup>28</sup>, A. Fahim<sup>29</sup>, M. Khakzad, 82

18 M. Mohammadi Najafabadi, M. Naseri, S. Paktinat Mehdiabadi<sup>30</sup>, F. Rezaei Hosseinabadi, 83

19 B. Safarzadeh<sup>31</sup>, M. Zeinali 84

20 21 *Institute for Research in Fundamental Sciences (IPM), Tehran, Iran* 85

22 23 M. Felcini, M. Grunewald 86

24 25 *University College Dublin, Dublin, Ireland* 87

26 27 M. Abbrescia<sup>a,b</sup>, C. Calabria<sup>a,b</sup>, C. Caputo<sup>a,b</sup>, A. Colaleo<sup>a</sup>, D. Creanza<sup>a,c</sup>, L. Cristella<sup>a,b</sup>, N. De Filippis<sup>a,c</sup>, 92

28 M. De Palma<sup>a,b</sup>, L. Fiore<sup>a</sup>, G. Iaselli<sup>a,c</sup>, G. Maggi<sup>a,c</sup>, M. Maggi<sup>a</sup>, G. Miniello<sup>a,b</sup>, S. My<sup>a,b</sup>, S. Nuzzo<sup>a,b</sup>, 93

29 A. Pompili<sup>a,b</sup>, G. Pugliese<sup>a,c</sup>, R. Radogna<sup>a,b</sup>, A. Ranieri<sup>a</sup>, G. Selvaggi<sup>a,b</sup>, L. Silvestris<sup>a,17</sup>, R. Venditti<sup>a,b</sup>, 94

30 P. Verwilligen<sup>a</sup> 95

31 32 <sup>a</sup> INFN Sezione di Bari, Bari, Italy 96

33 <sup>b</sup> Università di Bari, Bari, Italy 97

34 <sup>c</sup> Politecnico di Bari, Bari, Italy 98

35 36 G. Abbiendi<sup>a</sup>, C. Battilana, D. Bonacorsi<sup>a,b</sup>, S. Braibant-Giacomelli<sup>a,b</sup>, L. Brigliadori<sup>a,b</sup>, R. Campanini<sup>a,b</sup>, 101

37 P. Capiluppi<sup>a,b</sup>, A. Castro<sup>a,b</sup>, F.R. Cavallo<sup>a</sup>, S.S. Chhibra<sup>a,b</sup>, G. Codispoti<sup>a,b</sup>, M. Cuffiani<sup>a,b</sup>, 102

38 G.M. Dallavalle<sup>a</sup>, F. Fabbri<sup>a</sup>, A. Fanfani<sup>a,b</sup>, D. Fasanella<sup>a,b</sup>, P. Giacomelli<sup>a</sup>, C. Grandi<sup>a</sup>, L. Guiducci<sup>a,b</sup>, 103

39 S. Marcellini<sup>a</sup>, G. Masetti<sup>a</sup>, A. Montanari<sup>a</sup>, F.L. Navarria<sup>a,b</sup>, A. Perrotta<sup>a</sup>, A.M. Rossi<sup>a,b</sup>, T. Rovelli<sup>a,b</sup>, 104

40 G.P. Siroli<sup>a,b</sup>, N. Tosi<sup>a,b,17</sup> 105

41 42 <sup>a</sup> INFN Sezione di Bologna, Bologna, Italy 106

43 <sup>b</sup> Università di Bologna, Bologna, Italy 107

44 45 S. Albergo<sup>a,b</sup>, S. Costa<sup>a,b</sup>, A. Di Mattia<sup>a</sup>, F. Giordano<sup>a,b</sup>, R. Potenza<sup>a,b</sup>, A. Tricomi<sup>a,b</sup>, C. Tuve<sup>a,b</sup> 111

46 47 <sup>a</sup> INFN Sezione di Catania, Catania, Italy 112

48 <sup>b</sup> Università di Catania, Catania, Italy 113

49 50 G. Barbagli<sup>a</sup>, V. Ciulli<sup>a,b</sup>, C. Civinini<sup>a</sup>, R. D'Alessandro<sup>a,b</sup>, E. Focardi<sup>a,b</sup>, P. Lenzi<sup>a,b</sup>, M. Meschini<sup>a</sup>, 114

51 S. Paoletti<sup>a</sup>, G. Sguazzoni<sup>a</sup>, L. Viliani<sup>a,b,17</sup> 115

52 53 <sup>a</sup> INFN Sezione di Firenze, Firenze, Italy 116

54 <sup>b</sup> Università di Firenze, Firenze, Italy 117

55 56 L. Benussi, S. Bianco, F. Fabbri, D. Piccolo, F. Primavera<sup>17</sup> 118

57 58 *INFN Laboratori Nazionali di Frascati, Frascati, Italy* 119

59 60 V. Calvelli<sup>a,b</sup>, F. Ferro<sup>a</sup>, M. Lo Vetere<sup>a,b</sup>, M.R. Monge<sup>a,b</sup>, E. Robutti<sup>a</sup>, S. Tosi<sup>a,b</sup> 121

61 62 <sup>a</sup> INFN Sezione di Genova, Genova, Italy 122

63 <sup>b</sup> Università di Genova, Genova, Italy 123

64 65 124

125

126

127

128

129

130

1 L. Brianza<sup>a,b,17</sup>, M.E. Dinardo<sup>a,b</sup>, S. Fiorendi<sup>a,b,17</sup>, S. Gennai<sup>a</sup>, A. Ghezzi<sup>a,b</sup>, P. Govoni<sup>a,b</sup>, M. Malberti,  
2 S. Malvezzi<sup>a</sup>, R.A. Manzoni<sup>a,b,17</sup>, D. Menasce<sup>a</sup>, L. Moroni<sup>a</sup>, M. Paganoni<sup>a,b</sup>, D. Pedrini<sup>a</sup>, S. Pigazzini,  
3 S. Ragazzi<sup>a,b</sup>, T. Tabarelli de Fatis<sup>a,b</sup>

4  
5 <sup>a</sup> INFN Sezione di Milano-Bicocca, Milano, Italy

6 <sup>b</sup> Università di Milano-Bicocca, Milano, Italy

7  
8 S. Buontempo<sup>a</sup>, N. Cavallo<sup>a,c</sup>, G. De Nardo, S. Di Guida<sup>a,d,17</sup>, M. Esposito<sup>a,b</sup>, F. Fabozzi<sup>a,c</sup>, F. Fienga<sup>a,b</sup>,  
9 A.O.M. Iorio<sup>a,b</sup>, G. Lanza<sup>a</sup>, L. Lista<sup>a</sup>, S. Meola<sup>a,d,17</sup>, P. Paolucci<sup>a,17</sup>, C. Sciacca<sup>a,b</sup>, F. Thyssen

10  
11 <sup>a</sup> INFN Sezione di Napoli, Napoli, Italy

12 <sup>b</sup> Università di Napoli 'Federico II', Napoli, Italy

13 <sup>c</sup> Università della Basilicata, Potenza, Italy

14 <sup>d</sup> Università G. Marconi, Roma, Italy

15 P. Azzi<sup>a,17</sup>, N. Bacchetta<sup>a</sup>, L. Benato<sup>a,b</sup>, D. Bisello<sup>a,b</sup>, A. Boletti<sup>a,b</sup>, R. Carlin<sup>a,b</sup>,  
16 A. Carvalho Antunes De Oliveira<sup>a,b</sup>, P. Checchia<sup>a</sup>, M. Dall'Osso<sup>a,b</sup>, P. De Castro Manzano<sup>a</sup>, T. Dorigo<sup>a</sup>,  
17 U. Dosselli<sup>a</sup>, F. Gasparini<sup>a,b</sup>, U. Gasparini<sup>a,b</sup>, A. Gozzelino<sup>a</sup>, S. Lacaprara<sup>a</sup>, M. Margoni<sup>a,b</sup>,  
18 A.T. Meneguzzo<sup>a,b</sup>, J. Pazzini<sup>a,b</sup>, N. Pozzobon<sup>a,b</sup>, P. Ronchese<sup>a,b</sup>, F. Simonetto<sup>a,b</sup>, E. Torassa<sup>a</sup>, M. Zanetti,  
19 P. Zotto<sup>a,b</sup>, G. Zumerle<sup>a,b</sup>

20  
21  
22 <sup>a</sup> INFN Sezione di Padova, Padova, Italy

23 <sup>b</sup> Università di Padova, Padova, Italy

24 <sup>c</sup> Università di Trento, Trento, Italy

25  
26 A. Braghieri<sup>a</sup>, A. Magnani<sup>a,b</sup>, P. Montagna<sup>a,b</sup>, S.P. Ratti<sup>a,b</sup>, V. Re<sup>a</sup>, C. Riccardi<sup>a,b</sup>, P. Salvini<sup>a</sup>, I. Vai<sup>a,b</sup>,  
27 P. Vitulo<sup>a,b</sup>

28  
29 <sup>a</sup> INFN Sezione di Pavia, Pavia, Italy

30 <sup>b</sup> Università di Pavia, Pavia, Italy

31  
32 L. Alunni Solestizi<sup>a,b</sup>, G.M. Bilei<sup>a</sup>, D. Ciangottini<sup>a,b</sup>, L. Fanò<sup>a,b</sup>, P. Lariccia<sup>a,b</sup>, R. Leonardi<sup>a,b</sup>,  
33 G. Mantovani<sup>a,b</sup>, M. Menichelli<sup>a</sup>, A. Saha<sup>a</sup>, A. Santocchia<sup>a,b</sup>

34  
35 <sup>a</sup> INFN Sezione di Perugia, Perugia, Italy

36 <sup>b</sup> Università di Perugia, Perugia, Italy

37  
38 K. Androsov<sup>a,32</sup>, P. Azzurri<sup>a,17</sup>, G. Bagliesi<sup>a</sup>, J. Bernardini<sup>a</sup>, T. Boccali<sup>a</sup>, R. Castaldi<sup>a</sup>, M.A. Ciocci<sup>a,32</sup>,  
39 R. Dell'Orso<sup>a</sup>, S. Donato<sup>a,c</sup>, G. Fedi, A. Giassi<sup>a</sup>, M.T. Grippo<sup>a,32</sup>, F. Ligabue<sup>a,c</sup>, T. Lomtadze<sup>a</sup>, L. Martini<sup>a,b</sup>,  
40 A. Messineo<sup>a,b</sup>, F. Palla<sup>a</sup>, A. Rizzi<sup>a,b</sup>, A. Savoy-Navarro<sup>a,33</sup>, P. Spagnolo<sup>a</sup>, R. Tenchini<sup>a</sup>, G. Tonelli<sup>a,b</sup>,  
41 A. Venturi<sup>a</sup>, P.G. Verdini<sup>a</sup>

42  
43 <sup>a</sup> INFN Sezione di Pisa, Pisa, Italy

44 <sup>b</sup> Università di Pisa, Pisa, Italy

45 <sup>c</sup> Scuola Normale Superiore di Pisa, Pisa, Italy

46  
47 L. Barone<sup>a,b</sup>, F. Cavallari<sup>a</sup>, M. Cipriani<sup>a,b</sup>, D. Del Re<sup>a,b,17</sup>, M. Diemoz<sup>a</sup>, S. Gelli<sup>a,b</sup>, E. Longo<sup>a,b</sup>,  
48 F. Margaroli<sup>a,b</sup>, B. Marzocchi<sup>a,b</sup>, P. Meridiani<sup>a</sup>, G. Organtini<sup>a,b</sup>, R. Paramatti<sup>a</sup>, F. Preiato<sup>a,b</sup>,  
49 S. Rahatlou<sup>a,b</sup>, C. Rovelli<sup>a</sup>, F. Santanastasio<sup>a,b</sup>

50  
51 <sup>a</sup> INFN Sezione di Roma, Roma, Italy

52 <sup>b</sup> Università di Roma, Roma, Italy

53  
54 N. Amapane<sup>a,b</sup>, R. Arcidiacono<sup>a,c,17</sup>, S. Argiro<sup>a,b</sup>, M. Arneodo<sup>a,c</sup>, N. Bartosik<sup>a</sup>, R. Bellan<sup>a,b</sup>, C. Biino<sup>a</sup>,  
55 N. Cartiglia<sup>a</sup>, F. Cenna<sup>a,b</sup>, M. Costa<sup>a,b</sup>, R. Covarelli<sup>a,b</sup>, A. Degano<sup>a,b</sup>, N. Demaria<sup>a</sup>, L. Finco<sup>a,b</sup>, B. Kiani<sup>a,b</sup>,  
56 C. Mariotti<sup>a</sup>, S. Maselli<sup>a</sup>, E. Migliore<sup>a,b</sup>, V. Monaco<sup>a,b</sup>, E. Monteil<sup>a,b</sup>, M. Monteno<sup>a</sup>, M.M. Obertino<sup>a,b</sup>,  
57 L. Pacher<sup>a,b</sup>, N. Pastrone<sup>a</sup>, M. Pelliccioni<sup>a</sup>, G.L. Pinna Angioni<sup>a,b</sup>, F. Ravera<sup>a,b</sup>, A. Romero<sup>a,b</sup>, M. Ruspa<sup>a,c</sup>,  
58 R. Sacchi<sup>a,b</sup>, K. Shchelina<sup>a,b</sup>, V. Sola<sup>a</sup>, A. Solano<sup>a,b</sup>, A. Staiano<sup>a</sup>, P. Traczyk<sup>a,b</sup>

59  
60  
61 <sup>a</sup> INFN Sezione di Torino, Torino, Italy

62 <sup>b</sup> Università di Torino, Torino, Italy

63 <sup>c</sup> Università del Piemonte Orientale, Novara, Italy

1 S. Belforte <sup>a</sup>, M. Casarsa <sup>a</sup>, F. Cossutti <sup>a</sup>, G. Della Ricca <sup>a,b</sup>, A. Zanetti <sup>a</sup> 66

2 <sup>a</sup> INFN Sezione di Trieste, Trieste, Italy 67

3 <sup>b</sup> Università di Trieste, Trieste, Italy 68

4 69

5 D.H. Kim, G.N. Kim, M.S. Kim, S. Lee, S.W. Lee, Y.D. Oh, S. Sekmen, D.C. Son, Y.C. Yang 70

6 71

7 Kyungpook National University, Daegu, Republic of Korea 72

8 73

9 A. Lee 74

10 75

11 Chonbuk National University, Jeonju, Republic of Korea 76

12 77

13 H. Kim, D.H. Moon 78

14 79

15 Chonnam National University, Institute for Universe and Elementary Particles, Kwangju, Republic of Korea 80

16 81

17 J.A. Brochero Cifuentes, T.J. Kim 82

18 83

19 Hanyang University, Seoul, Republic of Korea 84

20 85

21 S. Cho, S. Choi, Y. Go, D. Gyun, S. Ha, B. Hong, Y. Jo, Y. Kim, B. Lee, K. Lee, K.S. Lee, S. Lee, J. Lim, 86

22 S.K. Park, Y. Roh 87

23 88

24 Korea University, Seoul, Republic of Korea 89

25 90

26 J. Almond, J. Kim, H. Lee, S.B. Oh, B.C. Radburn-Smith, S.h. Seo, U.K. Yang, H.D. Yoo, G.B. Yu 91

27 92

28 Seoul National University, Seoul, Republic of Korea 93

29 94

30 M. Choi, H. Kim, J.H. Kim, J.S.H. Lee, I.C. Park, G. Ryu, M.S. Ryu 95

31 96

32 University of Seoul, Seoul, Republic of Korea 97

33 98

34 Y. Choi, J. Goh, C. Hwang, J. Lee, I. Yu 99

35 100

36 Sungkyunkwan University, Suwon, Republic of Korea 101

37 102

38 V. Dudenas, A. Juodagalvis, J. Vaitkus 103

39 104

40 Vilnius University, Vilnius, Lithuania 105

41 106

42 I. Ahmed, Z.A. Ibrahim, J.R. Komaragiri, M.A.B. Md Ali <sup>34</sup>, F. Mohamad Idris <sup>35</sup>, W.A.T. Wan Abdullah, 107

43 M.N. Yusli, Z. Zolkapli 108

44 109

45 National Centre for Particle Physics, Universiti Malaya, Kuala Lumpur, Malaysia 110

46 111

47 H. Castilla-Valdez, E. De La Cruz-Burelo, I. Heredia-De La Cruz <sup>36</sup>, A. Hernandez-Almada, 112

48 R. Lopez-Fernandez, R. Magaña Villalba, J. Mejia Guisao, A. Sanchez-Hernandez 113

49 114

50 Centro de Investigacion y de Estudios Avanzados del IPN, Mexico City, Mexico 115

51 116

52 S. Carrillo Moreno, C. Oropeza Barrera, F. Vazquez Valencia 117

53 118

54 Universidad Iberoamericana, Mexico City, Mexico 119

55 120

56 S. Carpitneyro, I. Pedraza, H.A. Salazar Ibarguen, C. Uribe Estrada 121

57 122

58 Benemerita Universidad Autonoma de Puebla, Puebla, Mexico 123

59 124

60 A. Morelos Pineda 125

61 126

62 Universidad Autónoma de San Luis Potosí, San Luis Potosí, Mexico 127

63 128

64 D. Krofcheck 129

65 130

University of Auckland, Auckland, New Zealand

1 P.H. Butler

2 *University of Canterbury, Christchurch, New Zealand*

3  
4 A. Ahmad, M. Ahmad, Q. Hassan, H.R. Hoorani, W.A. Khan, A. Saddique, M.A. Shah, M. Shoaib, M. Waqas

5  
6 *National Centre for Physics, Quaid-I-Azam University, Islamabad, Pakistan*

7  
8 H. Bialkowska, M. Bluj, B. Boimska, T. Frueboes, M. Górski, M. Kazana, K. Nawrocki,  
9 K. Romanowska-Rybinska, M. Szleper, P. Zalewski

10  
11 *National Centre for Nuclear Research, Swierk, Poland*

12  
13 K. Bunkowski, A. Byszuk<sup>37</sup>, K. Doroba, A. Kalinowski, M. Konecki, J. Krolikowski, M. Misiura,  
14 M. Olszewski, M. Walczak

15  
16 *Institute of Experimental Physics, Faculty of Physics, University of Warsaw, Warsaw, Poland*

17  
18 P. Bargassa, C. Beirão Da Cruz E Silva, B. Calpas, A. Di Francesco, P. Faccioli, P.G. Ferreira Parracho,  
19 M. Gallinaro, J. Hollar, N. Leonardo, L. Lloret Iglesias, M.V. Nemallapudi, J. Rodrigues Antunes, J. Seixas,  
20 O. Toldaiev, D. Vadrucchio, J. Varela, P. Vischia

21  
22 *Laboratório de Instrumentação e Física Experimental de Partículas, Lisboa, Portugal*

23  
24 S. Afanasiev, P. Bunin, M. Gavrilenko, I. Golutvin, I. Gorbunov, A. Kamenev, V. Karjavin, A. Lanev,  
25 A. Malakhov, V. Matveev<sup>38,39</sup>, V. Palichik, V. Perelygin, S. Shmatov, S. Shulha, N. Skatchkov, V. Smirnov,  
26 N. Voytishin, A. Zarubin

27  
28 *Joint Institute for Nuclear Research, Dubna, Russia*

29  
30 L. Chtchipounov, V. Golovtsov, Y. Ivanov, V. Kim<sup>40</sup>, E. Kuznetsova<sup>41</sup>, V. Murzin, V. Oreshkin, V. Sulimov,  
31 A. Vorobyev

32  
33 *Petersburg Nuclear Physics Institute, Gatchina (St. Petersburg), Russia*

34  
35 Yu. Andreev, A. Dermenev, S. Gninenko, N. Golubev, A. Karneyeu, M. Kirsanov, N. Krasnikov,  
36 A. Pashenkov, D. Tlisov, A. Toropin

37  
38 *Institute for Nuclear Research, Moscow, Russia*

39  
40 V. Epshteyn, V. Gavrilov, N. Lychkovskaya, V. Popov, I. Pozdnyakov, G. Safronov, A. Spiridonov, M. Toms,  
41 E. Vlasov, A. Zhokin

42  
43 *Institute for Theoretical and Experimental Physics, Moscow, Russia*

44  
45 A. Bylinkin<sup>39</sup>

46  
47 *Moscow Institute of Physics and Technology, Russia*

48  
49 R. Chistov<sup>42</sup>, M. Danilov<sup>42</sup>, S. Polikarpov

50  
51 *National Research Nuclear University 'Moscow Engineering Physics Institute' (MEPhI), Moscow, Russia*

52  
53 V. Andreev, M. Azarkin<sup>39</sup>, I. Dremin<sup>39</sup>, M. Kirakosyan, A. Leonidov<sup>39</sup>, A. Terkulov

54  
55 *P.N. Lebedev Physical Institute, Moscow, Russia*

56  
57 A. Baskakov, A. Belyaev, E. Boos, A. Demiyarov, A. Ershov, A. Gribushin, O. Kodolova, V. Korotkikh,  
58 I. Lokhtin, I. Miagkov, S. Obraztsov, S. Petrushanko, V. Savrin, A. Snigirev, I. Vardanyan

59  
60 *Skobeltsyn Institute of Nuclear Physics, Lomonosov Moscow State University, Moscow, Russia*

61  
62 V. Blinov<sup>43</sup>, Y. Skovpen<sup>43</sup>, D. Shtol<sup>43</sup>

63  
64 *Novosibirsk State University (NSU), Novosibirsk, Russia*

1 I. Azhgirey, I. Bayshev, S. Bitioukov, D. Elumakhov, V. Kachanov, A. Kalinin, D. Konstantinov,  
2 V. Krychkin, V. Petrov, R. Ryutin, A. Sobol, S. Troshin, N. Tyurin, A. Uzunian, A. Volkov

3  
4 *State Research Center of Russian Federation, Institute for High Energy Physics, Protvino, Russia*

5 P. Adzic<sup>44</sup>, P. Cirkovic, D. Devetak, M. Dordevic, J. Milosevic, V. Rekovic

6  
7  
8 *University of Belgrade, Faculty of Physics and Vinca Institute of Nuclear Sciences, Belgrade, Serbia*

9 J. Alcaraz Maestre, M. Barrio Luna, E. Calvo, M. Cerrada, M. Chamizo Llatas, N. Colino, B. De La Cruz,  
10 A. Delgado Peris, A. Escalante Del Valle, C. Fernandez Bedoya, J.P. Fernández Ramos, J. Flix, M.C. Fouz,  
11 P. Garcia-Abia, O. Gonzalez Lopez, S. Goy Lopez, J.M. Hernandez, M.I. Josa, E. Navarro De Martino,  
12 A. Pérez-Calero Yzquierdo, J. Puerta Pelayo, A. Quintario Olmeda, I. Redondo, L. Romero, M.S. Soares

13  
14  
15 *Centro de Investigaciones Energéticas Medioambientales y Tecnológicas (CIEMAT), Madrid, Spain*

16  
17 J.F. de Trocóniz, M. Missiroli, D. Moran

18  
19 *Universidad Autónoma de Madrid, Madrid, Spain*

20  
21 J. Cuevas, J. Fernandez Menendez, I. Gonzalez Caballero, J.R. González Fernández, E. Palencia Cortezon,  
22 S. Sanchez Cruz, I. Suárez Andrés, J.M. Vizán García

23  
24 *Universidad de Oviedo, Oviedo, Spain*

25  
26 I.J. Cabrillo, A. Calderon, J.R. Castiñeiras De Saa, E. Curras, M. Fernandez, J. Garcia-Ferrero, G. Gomez,  
27 A. Lopez Virto, J. Marco, C. Martinez Rivero, F. Matorras, J. Piedra Gomez, T. Rodrigo, A. Ruiz-Jimeno,  
28 L. Scodellaro, N. Trevisani, I. Vila, R. Vilar Cortabitarte

29  
30 *Instituto de Física de Cantabria (IFCA), CSIC-Universidad de Cantabria, Santander, Spain*

31  
32 D. Abbaneo, E. Auffray, G. Auzinger, M. Bachtis, P. Baillon, A.H. Ball, D. Barney, P. Bloch, A. Bocci,  
33 A. Bonato, C. Botta, T. Camporesi, R. Castello, M. Cepeda, G. Cerminara, M. D'Alfonso, D. d'Enterria,  
34 A. Dabrowski, V. Daponte, A. David, M. De Gruttola, A. De Roeck, E. Di Marco<sup>45</sup>, M. Dobson, B. Dorney,  
35 T. du Pree, D. Duggan, M. Dünser, N. Dupont, A. Elliott-Peisert, S. Fartoukh, G. Franzoni, J. Fulcher,  
36 W. Funk, D. Gigi, K. Gill, M. Girone, F. Glege, D. Gulhan, S. Gundacker, M. Guthoff, J. Hammer, P. Harris,  
37 J. Hegeman, V. Innocente, P. Janot, J. Kieseler, H. Kirschenmann, V. Knünz, A. Kornmayer<sup>17</sup>,  
38 M.J. Kortelainen, K. Kousouris, M. Krammer<sup>1</sup>, C. Lange, P. Lecoq, C. Lourenço, M.T. Lucchini, L. Malgeri,  
39 M. Mannelli, A. Martelli, F. Meijers, J.A. Merlin, S. Mersi, E. Meschi, P. Milenovic<sup>46</sup>, F. Moortgat,  
40 S. Morovic, M. Mulders, H. Neugebauer, S. Orfanelli, L. Orsini, L. Pape, E. Perez, M. Peruzzi, A. Petrilli,  
41 G. Petrucciani, A. Pfeiffer, M. Pierini, A. Racz, T. Reis, G. Rolandi<sup>47</sup>, M. Rovere, M. Ruan, H. Sakulin,  
42 J.B. Sauvan, C. Schäfer, C. Schwick, M. Seidel, A. Sharma, P. Silva, P. Sphicas<sup>48</sup>, J. Steggemann, M. Stoye,  
43 Y. Takahashi, M. Tosi, D. Treille, A. Triossi, A. Tsiros, V. Veckalns<sup>49</sup>, G.I. Veres<sup>22</sup>, M. Verweij, N. Wardle,  
44 H.K. Wöhri, A. Zagozdinska<sup>37</sup>, W.D. Zeuner

45  
46  
47  
48  
49 *CERN, European Organization for Nuclear Research, Geneva, Switzerland*

50  
51 W. Bertl, K. Deiters, W. Erdmann, R. Horisberger, Q. Ingram, H.C. Kaestli, D. Kotlinski, U. Langenegger,  
52 T. Rohe

53  
54 *Paul Scherrer Institut, Villigen, Switzerland*

55  
56 F. Bachmair, L. Bäni, L. Bianchini, B. Casal, G. Dissertori, M. Dittmar, M. Donegà, C. Grab, C. Heidegger,  
57 D. Hits, J. Hoss, G. Kasieczka, P. Lecomte<sup>†</sup>, W. Lustermann, B. Mangano, M. Marionneau,  
58 P. Martinez Ruiz del Arbol, M. Masciovecchio, M.T. Meinhard, D. Meister, F. Micheli, P. Musella,  
59 F. Nessi-Tedaldi, F. Pandolfi, J. Pata, F. Pauss, G. Perrin, L. Perrozzi, M. Quittnat, M. Rossini,  
60 M. Schönemberger, A. Starodumov<sup>50</sup>, V.R. Tavolaro, K. Theofilatos, R. Wallny

61  
62  
63 *Institute for Particle Physics, ETH Zurich, Zurich, Switzerland*



1 T.K. Aarrestad, C. Amsler<sup>51</sup>, L. Caminada, M.F. Canelli, A. De Cosa, C. Galloni, A. Hinzmann, T. Hreus, 66  
 2 B. Kilminster, J. Ngadiuba, D. Pinna, G. Rauco, P. Robmann, D. Salerno, Y. Yang, A. Zucchetta 67  
 3 68

4 *Universität Zürich, Zurich, Switzerland* 69

5 6  
 6 V. Candelise, T.H. Doan, Sh. Jain, R. Khurana, M. Konyushikhin, C.M. Kuo, W. Lin, Y.J. Lu, A. Pozdnyakov, 71  
 7 S.S. Yu 72  
 8 73

9 *National Central University, Chung-Li, Taiwan* 74

10 11  
 11 Arun Kumar, P. Chang, Y.H. Chang, Y.W. Chang, Y. Chao, K.F. Chen, P.H. Chen, C. Dietz, F. Fiori, W.-S. Hou, 76  
 12 Y. Hsiung, Y.F. Liu, R.-S. Lu, M. Miñano Moya, E. Paganis, A. Psallidas, J.f. Tsai, Y.M. Tzeng 77  
 13 78

14 *National Taiwan University (NTU), Taipei, Taiwan* 79

15 16  
 16 B. Asavapibhop, G. Singh, N. Srimanobhas, N. Suwonjandee 81  
 17 82

18 *Chulalongkorn University, Faculty of Science, Department of Physics, Bangkok, Thailand* 83

19 20  
 20 A. Adiguzel, S. Cerci<sup>52</sup>, S. Damarseckin, Z.S. Demiroglu, C. Dozen, I. Dumanoglu, S. Girgis, G. Gokbulut, 85  
 21 Y. Guler, I. Hos<sup>53</sup>, E.E. Kangal<sup>54</sup>, O. Kara, A. Kayis Topaksu, U. Kiminsu, M. Oglakci, G. Onengut<sup>55</sup>, 86  
 22 K. Ozdemir<sup>56</sup>, D. Sunar Cerci<sup>52</sup>, B. Tali<sup>52</sup>, S. Turkcapar, I.S. Zorbakir, C. Zorbilmez 87  
 23 88

24 *Cukurova University, Adana, Turkey* 89

25 26  
 26 B. Bilin, S. Bilmis, B. Isildak<sup>57</sup>, G. Karapinar<sup>58</sup>, M. Yalvac, M. Zeyrek 91  
 27 92

28 *Middle East Technical University, Physics Department, Ankara, Turkey* 93

29 30  
 30 E. Gülmez, M. Kaya<sup>59</sup>, O. Kaya<sup>60</sup>, E.A. Yetkin<sup>61</sup>, T. Yetkin<sup>62</sup> 95  
 31 96

32 *Bogazici University, Istanbul, Turkey* 97

33 34  
 34 A. Cakir, K. Cankocak, S. Sen<sup>63</sup> 98  
 35 99

36 *Istanbul Technical University, Istanbul, Turkey* 100

37 38  
 38 B. Grynyov 102  
 39 103

40 *Institute for Scintillation Materials of National Academy of Science of Ukraine, Kharkov, Ukraine* 104

41 42  
 42 L. Levchuk, P. Sorokin 106  
 43 107

44 *National Scientific Center, Kharkov Institute of Physics and Technology, Kharkov, Ukraine* 108

45 46  
 46 R. Aggleton, F. Ball, L. Beck, J.J. Brooke, D. Burns, E. Clement, D. Cussans, H. Flacher, J. Goldstein, 110  
 47 M. Grimes, G.P. Heath, H.F. Heath, J. Jacob, L. Kreczko, C. Lucas, D.M. Newbold<sup>64</sup>, S. Paramesvaran, 111  
 48 A. Poll, T. Sakuma, S. Seif El Nasr-storey, D. Smith, V.J. Smith 112  
 49 113

50 *University of Bristol, Bristol, United Kingdom* 114

51 52  
 52 A. Belyaev<sup>65</sup>, C. Brew, R.M. Brown, L. Calligaris, D. Cieri, D.J.A. Cockerill, J.A. Coughlan, K. Harder, 116  
 53 S. Harper, E. Olaiya, D. Petyt, C.H. Shepherd-Themistocleous, A. Thea, I.R. Tomalin, T. Williams 117  
 54 118

55 *Rutherford Appleton Laboratory, Didcot, United Kingdom* 119

56 57  
 57 M. Baber, R. Bainbridge, O. Buchmuller, A. Bundock, D. Burton, S. Casasso, M. Citron, D. Colling, L. Corpe, 121  
 58 P. Dauncey, G. Davies, A. De Wit, M. Della Negra, R. Di Maria, P. Dunne, A. Elwood, D. Futyan, Y. Haddad, 122  
 59 G. Hall, G. Iles, T. James, R. Lane, C. Laner, R. Lucas<sup>64</sup>, L. Lyons, A.-M. Magnan, S. Malik, L. Mastrolorenzo, 123  
 60 J. Nash, A. Nikitenko<sup>50</sup>, J. Pela, B. Penning, M. Pesaresi, D.M. Raymond, A. Richards, A. Rose, C. Seez, 124  
 61 S. Summers, A. Tapper, K. Uchida, M. Vazquez Acosta<sup>66</sup>, T. Virdee<sup>17</sup>, J. Wright, S.C. Zenz 125  
 62 126  
 63 127

64 *Imperial College, London, United Kingdom* 128

65 129

1 J.E. Cole, P.R. Hobson, A. Khan, P. Kyberd, D. Leslie, I.D. Reid, P. Symonds, L. Teodorescu, M. Turner 66

2 Brunel University, Uxbridge, United Kingdom 67

3 68  
4 A. Borzou, K. Call, J. Dittmann, K. Hatakeyama, H. Liu, N. Pastika 69

5 70  
6 Baylor University, Waco, USA 71

7 72  
8 S.I. Cooper, C. Henderson, P. Rumerio, C. West 73

9 74  
10 The University of Alabama, Tuscaloosa, USA 75

11 76  
12 D. Arcaro, A. Avetisyan, T. Bose, D. Gastler, D. Rankin, C. Richardson, J. Rohlf, L. Sulak, D. Zou 77

13 78  
14 Boston University, Boston, USA 79

15 80  
16 G. Benelli, E. Berry, D. Cutts, A. Garabedian, J. Hakala, U. Heintz, J.M. Hogan, O. Jesus, K.H.M. Kwok, 81  
17 E. Laird, G. Landsberg, Z. Mao, M. Narain, S. Piperov, S. Sagir, E. Spencer, R. Syarif 82

18 83  
19 Brown University, Providence, USA 84

20 85  
21 R. Breedon, G. Breto, D. Burns, M. Calderon De La Barca Sanchez, S. Chauhan, M. Chertok, J. Conway, 86  
22 R. Conway, P.T. Cox, R. Erbacher, C. Flores, G. Funk, M. Gardner, W. Ko, R. Lander, C. Mclean, 87  
23 M. Mulhearn, D. Pellett, J. Pilot, S. Shalhout, J. Smith, M. Squires, D. Stolp, M. Tripathi 88

24 89  
25 University of California, Davis, Davis, USA 90

26 91  
27 C. Bravo, R. Cousins, A. Dasgupta, P. Everaerts, A. Florent, J. Hauser, M. Ignatenko, N. Mccoll, D. Saltzberg, 92  
28 C. Schnaible, E. Takasugi, V. Valuev, M. Weber 93

29 94  
30 University of California, Los Angeles, USA 95

31 96  
32 K. Burt, R. Clare, J. Ellison, J.W. Gary, S.M.A. Ghiasi Shirazi, G. Hanson, J. Heilman, P. Jandir, E. Kennedy, 97  
33 F. Lacroix, O.R. Long, M. Olmedo Negrete, M.I. Paneva, A. Shrinivas, W. Si, H. Wei, S. Wimpenny, 98  
34 B.R. Yates 99

35 100  
36 University of California, Riverside, Riverside, USA 101

37 102  
38 103  
39 J.G. Branson, G.B. Cerati, S. Cittolin, M. Derdzinski, R. Gerosa, A. Holzner, D. Klein, V. Krutelyov, J. Letts, 104  
40 I. Macneill, D. Olivito, S. Padhi, M. Pieri, M. Sani, V. Sharma, S. Simon, M. Tadel, A. Vartak, 105  
41 S. Wasserbaech<sup>67</sup>, C. Welke, J. Wood, F. Würthwein, A. Yagil, G. Zevi Della Porta 106

42 107  
43 University of California, San Diego, La Jolla, USA 108

44 109  
45 N. Amin, R. Bhandari, J. Bradmiller-Feld, C. Campagnari, A. Dishaw, V. Dutta, M. Franco Sevilla, C. George, 110  
46 F. Golf, L. Gouskos, J. Gran, R. Heller, J. Incandela, S.D. Mullin, A. Ovcharova, H. Qu, J. Richman, D. Stuart, 111  
47 I. Suarez, J. Yoo 112

48 113  
49 University of California, Santa Barbara, Department of Physics, Santa Barbara, USA 114

50 115  
51 D. Anderson, A. Apresyan, J. Bendavid, A. Bornheim, J. Bunn, Y. Chen, J. Duarte, J.M. Lawhorn, A. Mott, 116  
52 H.B. Newman, C. Pena, M. Spiropulu, J.R. Vlimant, S. Xie, R.Y. Zhu 117

53 118  
54 California Institute of Technology, Pasadena, USA 119

55 120  
56 M.B. Andrews, V. Azzolini, T. Ferguson, M. Paulini, J. Russ, M. Sun, H. Vogel, I. Vorobiev, M. Weinberg 121

57 122  
58 Carnegie Mellon University, Pittsburgh, USA 123

59 124  
60 J.P. Cumalat, W.T. Ford, F. Jensen, A. Johnson, M. Krohn, T. Mulholland, K. Stenson, S.R. Wagner 125

61 126  
62 University of Colorado Boulder, Boulder, USA 127

63 128  
64 129  
65 130

1 J. Alexander, J. Chaves, J. Chu, S. Dittmer, K. Mcdermott, N. Mirman, G. Nicolas Kaufman, J.R. Patterson, 66  
 2 A. Rinkevicius, A. Ryd, L. Skinnari, L. Soffi, S.M. Tan, Z. Tao, J. Thom, J. Tucker, P. Wittich, M. Zientek 67  
 3 68

4 *Cornell University, Ithaca, USA* 69

5 D. Winn 70  
 6 71

7 *Fairfield University, Fairfield, USA* 72  
 8 73

9 S. Abdullin, M. Albrow, G. Apollinari, S. Banerjee, L.A.T. Bauerdick, A. Beretvas, J. Berryhill, P.C. Bhat, 74  
 10 G. Bolla, K. Burkett, J.N. Butler, H.W.K. Cheung, F. Chlebana, S. Cihangir<sup>†</sup>, M. Cremonesi, V.D. Elvira, 75  
 11 I. Fisk, J. Freeman, E. Gottschalk, L. Gray, D. Green, S. Grünendahl, O. Gutsche, D. Hare, R.M. Harris, 76  
 12 S. Hasegawa, J. Hirschauer, Z. Hu, B. Jayatilaka, S. Jindariani, M. Johnson, U. Joshi, B. Klima, B. Kreis, 77  
 13 S. Lammel, J. Linacre, D. Lincoln, R. Lipton, M. Liu, T. Liu, R. Lopes De Sá, J. Lykken, K. Maeshima, 78  
 14 N. Magini, J.M. Marraffino, S. Maruyama, D. Mason, P. McBride, P. Merkel, S. Mrenna, S. Nahn, V. O'Dell, 79  
 15 K. Pedro, O. Prokofyev, G. Rakness, L. Ristori, E. Sexton-Kennedy, A. Soha, W.J. Spalding, L. Spiegel, 80  
 16 S. Stoynev, J. Strait, N. Strobbe, L. Taylor, S. Tkaczyk, N.V. Tran, L. Uplegger, E.W. Vaandering, C. Vernieri, 81  
 17 M. Verzocchi, R. Vidal, M. Wang, H.A. Weber, A. Whitbeck, Y. Wu 82  
 18 83  
 19 84  
 20 85

21 *Fermi National Accelerator Laboratory, Batavia, USA* 86  
 22 87

23 D. Acosta, P. Avery, P. Bortignon, D. Bourilkov, A. Brinkerhoff, A. Carnes, M. Carver, D. Curry, S. Das, 88  
 24 R.D. Field, I.K. Furic, J. Konigsberg, A. Korytov, J.F. Low, P. Ma, K. Matchev, H. Mei, G. Mitselmakher, 89  
 25 D. Rank, L. Shchutska, D. Sperka, L. Thomas, J. Wang, S. Wang, J. Yelton 90  
 26 91

27 *University of Florida, Gainesville, USA* 92  
 28 93

29 S. Linn, P. Markowitz, G. Martinez, J.L. Rodriguez 94  
 30 95

31 *Florida International University, Miami, USA* 96  
 32 97

33 A. Ackert, J.R. Adams, T. Adams, A. Askew, S. Bein, B. Diamond, S. Hagopian, V. Hagopian, K.F. Johnson, 98  
 34 A. Khatiwada, H. Prosper, A. Santra, R. Yohay 99  
 35 100

36 *Florida State University, Tallahassee, USA* 101  
 37 102

38 M.M. Baarmand, V. Bhopatkar, S. Colafranceschi, M. Hohlmann, D. Noonan, T. Roy, F. Yumiceva 103  
 39 104

40 *Florida Institute of Technology, Melbourne, USA* 105  
 41 106

42 M.R. Adams, L. Apanasevich, D. Berry, R.R. Betts, I. Bucinskaite, R. Cavanaugh, O. Evdokimov, L. Gauthier, 107  
 43 C.E. Gerber, D.J. Hofman, K. Jung, P. Kurt, C. O'Brien, I.D. Sandoval Gonzalez, P. Turner, N. Varelas, 108  
 44 H. Wang, Z. Wu, M. Zakaria, J. Zhang 109  
 45 110

46 *University of Illinois at Chicago (UIC), Chicago, USA* 111  
 47 112

48 B. Bilki<sup>68</sup>, W. Clarida, K. Dilsiz, S. Durgut, R.P. Gandrajula, M. Haytmyradov, V. Khristenko, J.-P. Merlo, 113  
 49 H. Mermerkaya<sup>69</sup>, A. Mestvirishvili, A. Moeller, J. Nachtman, H. Ogul, Y. Onel, F. Ozok<sup>70</sup>, A. Penzo, 114  
 50 C. Snyder, E. Tiras, J. Wetzal, K. Yi 115  
 51 116

52 *The University of Iowa, Iowa City, USA* 117  
 53 118  
 54 119

55 I. Anderson, B. Blumenfeld, A. Cocoros, N. Eminizer, D. Fehling, L. Feng, A.V. Gritsan, P. Maksimovic, 120  
 56 C. Martin, M. Osherson, J. Roskes, U. Sarica, M. Swartz, M. Xiao, Y. Xin, C. You 121  
 57 122

58 *Johns Hopkins University, Baltimore, USA* 123  
 59 124

60 A. Al-bataineh, P. Baringer, A. Bean, S. Boren, J. Bowen, C. Bruner, J. Castle, L. Forthomme, R.P. Kenny III, 125  
 61 S. Khalil, A. Kropivnitskaya, D. Majumder, W. Mcbrayer, M. Murray, S. Sanders, R. Stringer, 126  
 62 J.D. Tapia Takaki, Q. Wang 127  
 63 128

64 *The University of Kansas, Lawrence, USA* 129  
 65 130

1 A. Ivanov, K. Kaadze, Y. Maravin, A. Mohammadi, L.K. Saini, N. Skhirtladze, S. Toda 66

2 *Kansas State University, Manhattan, USA* 67

3 4 F. Rebassoo, D. Wright 68

5 6 *Lawrence Livermore National Laboratory, Livermore, USA* 69

7 8 C. Anelli, A. Baden, O. Baron, A. Belloni, B. Calvert, S.C. Eno, C. Ferraioli, J.A. Gomez, N.J. Hadley, 70

9 S. Jabeen, R.G. Kellogg, T. Kolberg, J. Kunkle, Y. Lu, A.C. Mignerey, F. Ricci-Tam, Y.H. Shin, A. Skuja, 71

10 M.B. Tonjes, S.C. Tonwar 72

11 12 *University of Maryland, College Park, USA* 73

13 14 D. Abercrombie, B. Allen, A. Apyan, R. Barbieri, A. Baty, R. Bi, K. Bierwagen, S. Brandt, W. Busza, I.A. Cali, 74

15 Z. Demiragli, L. Di Matteo, G. Gomez Ceballos, M. Goncharov, D. Hsu, Y. Iiyama, G.M. Innocenti, M. Klute, 75

16 D. Kovalskyi, K. Krajczar, Y.S. Lai, Y.-J. Lee, A. Levin, P.D. Luckey, B. Maier, A.C. Marini, C. Mcginn, 76

17 C. Mironov, S. Narayanan, X. Niu, C. Paus, C. Roland, G. Roland, J. Salfeld-Nebgen, G.S.F. Stephans, 77

18 K. Sumorok, K. Tatar, M. Varma, D. Velicanu, J. Veverka, J. Wang, T.W. Wang, B. Wyslouch, M. Yang, 78

19 V. Zhukova 79

20 21 *Massachusetts Institute of Technology, Cambridge, USA* 80

22 23 A.C. Benvenuti, R.M. Chatterjee, A. Evans, A. Finkel, A. Gude, P. Hansen, S. Kalafut, S.C. Kao, Y. Kubota, 81

24 Z. Lesko, J. Mans, S. Nourbakhsh, N. Ruckstuhl, R. Rusack, N. Tambe, J. Turkewitz 82

25 26 *University of Minnesota, Minneapolis, USA* 83

27 28 J.G. Acosta, S. Oliveros 84

29 30 *University of Mississippi, Oxford, USA* 85

31 32 E. Avdeeva, R. Bartek<sup>71</sup>, K. Bloom, D.R. Claes, A. Dominguez<sup>71</sup>, C. Fangmeier, R. Gonzalez Suarez, 86

33 R. Kamalieddin, I. Kravchenko, A. Malta Rodrigues, F. Meier, J. Monroy, J.E. Siado, G.R. Snow, B. Stieger 87

34 35 *University of Nebraska-Lincoln, Lincoln, USA* 88

36 37 M. Alyari, J. Dolen, J. George, A. Godshalk, C. Harrington, I. Iashvili, J. Kaisen, A. Kharchilava, A. Kumar, 89

38 A. Parker, S. Rappoccio, B. Roozbahani 90

39 40 *State University of New York at Buffalo, Buffalo, USA* 91

41 42 G. Alverson, E. Barberis, A. Hortiangtham, A. Massironi, D.M. Morse, D. Nash, T. Orimoto, 92

43 R. Teixeira De Lima, D. Trocino, R.-J. Wang, D. Wood 93

44 45 *Northeastern University, Boston, USA* 94

46 47 S. Bhattacharya, O. Charaf, K.A. Hahn, A. Kubik, A. Kumar, N. Mucia, N. Odell, B. Pollack, M.H. Schmitt, 95

48 K. Sung, M. Trovato, M. Velasco 96

49 50 *Northwestern University, Evanston, USA* 97

51 52 N. Dev, M. Hildreth, K. Hurtado Anampa, C. Jessop, D.J. Karmgard, N. Kellams, K. Lannon, N. Marinelli, 98

53 F. Meng, C. Mueller, Y. Musienko<sup>38</sup>, M. Planer, A. Reinsvold, R. Ruchti, G. Smith, S. Taroni, M. Wayne, 99

54 M. Wolf, A. Woodard 100

55 56 *University of Notre Dame, Notre Dame, USA* 101

57 58 J. Alimena, L. Antonelli, B. Bylsma, L.S. Durkin, S. Flowers, B. Francis, A. Hart, C. Hill, R. Hughes, W. Ji, 102

59 B. Liu, W. Luo, D. Puigh, B.L. Winer, H.W. Wulsin 103

60 61 *The Ohio State University, Columbus, USA* 104

1 S. Cooperstein, O. Driga, P. Elmer, J. Hardenbrook, P. Hebda, D. Lange, J. Luo, D. Marlow, J. Mc Donald, 66  
 2 T. Medvedeva, K. Mei, M. Mooney, J. Olsen, C. Palmer, P. Piroué, D. Stickland, A. Svyatkovskiy, C. Tully, 67  
 3 A. Zuranski 68  
 4

5 *Princeton University, Princeton, USA* 69  
 6

7 S. Malik 70  
 8

9 *University of Puerto Rico, Mayaguez, USA* 71  
 10

11 A. Barker, V.E. Barnes, S. Folgueras, L. Gutay, M.K. Jha, M. Jones, A.W. Jung, D.H. Miller, N. Neumeister, 72  
 12 J.F. Schulte, X. Shi, J. Sun, F. Wang, W. Xie 73  
 13

14 *Purdue University, West Lafayette, USA* 74  
 15

16 N. Parashar, J. Stupak 75  
 17

18 *Purdue University Calumet, Hammond, USA* 76  
 19

20 A. Adair, B. Akgun, Z. Chen, K.M. Ecklund, F.J.M. Geurts, M. Guilbaud, W. Li, B. Michlin, M. Northup, 77  
 21 B.P. Padley, R. Redjimi, J. Roberts, J. Rorie, Z. Tu, J. Zabel 78  
 22

23 *Rice University, Houston, USA* 79  
 24

25 B. Betchart, A. Bodek, P. de Barbaro, R. Demina, Y.t. Duh, T. Ferbel, M. Galanti, A. Garcia-Bellido, J. Han, 80  
 26 O. Hindrichs, A. Khukhunaishvili, K.H. Lo, P. Tan, M. Verzetti 81  
 27

28 *University of Rochester, Rochester, USA* 82  
 29

30 A. Agapitos, J.P. Chou, E. Contreras-Campana, Y. Gershtein, T.A. Gómez Espinosa, E. Halkiadakis, 83  
 31 M. Heindl, D. Hidas, E. Hughes, S. Kaplan, R. Kunnawalkam Elayavalli, S. Kyriacou, A. Lath, K. Nash, 84  
 32 H. Saka, S. Salur, S. Schnetzer, D. Sheffield, S. Somalwar, R. Stone, S. Thomas, P. Thomassen, M. Walker 85  
 33

34 *Rutgers, The State University of New Jersey, Piscataway, USA* 86  
 35

36 A.G. Delannoy, M. Foerster, J. Heideman, G. Riley, K. Rose, S. Spanier, K. Thapa 87  
 37

38 *University of Tennessee, Knoxville, USA* 88  
 39

40 O. Bouhali<sup>72</sup>, A. Celik, M. Dalchenko, M. De Mattia, A. Delgado, S. Dildick, R. Eusebi, J. Gilmore, T. Huang, 89  
 41 E. Juska, T. Kamon<sup>73</sup>, R. Mueller, Y. Pakhotin, R. Patel, A. Perloff, L. Perniè, D. Rathjens, A. Rose, 90  
 42 A. Safonov, A. Tatarinov, K.A. Ulmer 91  
 43

44 *Texas A&M University, College Station, USA* 92  
 45

46 N. Akchurin, C. Cowden, J. Damgov, F. De Guio, C. Dragoiu, P.R. Duderø, J. Faulkner, E. Gurpinar, 93  
 47 S. Kunori, K. Lamichhane, S.W. Lee, T. Libeiro, T. Peltola, S. Undleeb, I. Volobouev, Z. Wang 94  
 48

49 *Texas Tech University, Lubbock, USA* 95  
 50

51 S. Greene, A. Gurrola, R. Janjam, W. Johns, C. Maguire, A. Melo, H. Ni, P. Sheldon, S. Tuo, J. Velkovska, 96  
 52 Q. Xu 97  
 53

54 *Vanderbilt University, Nashville, USA* 98  
 55

56 M.W. Arenton, P. Barria, B. Cox, J. Goodell, R. Hirosky, A. Ledovskoy, H. Li, C. Neu, T. Sinthuprasith, 99  
 57 X. Sun, Y. Wang, E. Wolfe, F. Xia 100  
 58

59 *University of Virginia, Charlottesville, USA* 101  
 60

61 C. Clarke, R. Harr, P.E. Karchin, J. Sturdy 102  
 62

63 *Wayne State University, Detroit, USA* 103  
 64  
 65

1 D.A. Belknap, J. Buchanan, C. Caillol, S. Dasu, L. Dodd, S. Duric, B. Gomber, M. Grothe, M. Herndon, 66  
 2 A. Hervé, P. Klabbers, A. Lanaro, A. Levine, K. Long, R. Loveless, I. Ojalvo, T. Perry, G.A. Pierro, G. Polese, 67  
 3 T. Ruggles, A. Savin, N. Smith, W.H. Smith, D. Taylor, N. Woods 68  
 4 69

5 *University of Wisconsin – Madison, Madison, WI, USA* 70  
 6 71  
 7 72

8 † Deceased. 73

9 <sup>1</sup> Also at Vienna University of Technology, Vienna, Austria. 74

10 <sup>2</sup> Also at State Key Laboratory of Nuclear Physics and Technology, Peking University, Beijing, China. 75

11 <sup>3</sup> Also at Institut Pluridisciplinaire Hubert Curien, Université de Strasbourg, Université de Haute Alsace Mulhouse, CNRS/IN2P3, Strasbourg, France. 76

12 <sup>4</sup> Also at Universidade Estadual de Campinas, Campinas, Brazil. 77

13 <sup>5</sup> Also at Universidade Federal de Pelotas, Pelotas, Brazil. 78

14 <sup>6</sup> Also at Université Libre de Bruxelles, Bruxelles, Belgium. 79

15 <sup>7</sup> Also at Deutsches Elektronen-Synchrotron, Hamburg, Germany. 80

16 <sup>8</sup> Also at Joint Institute for Nuclear Research, Dubna, Russia. 81

17 <sup>9</sup> Also at Helwan University, Cairo, Egypt. 82

18 <sup>10</sup> Now at Zewail City of Science and Technology, Zewail, Egypt. 83

19 <sup>11</sup> Now at Fayoum University, El-Fayoum, Egypt. 84

20 <sup>12</sup> Also at British University in Egypt, Cairo, Egypt. 85

21 <sup>13</sup> Now at Ain Shams University, Cairo, Egypt. 86

22 <sup>14</sup> Also at Université de Haute Alsace, Mulhouse, France. 87

23 <sup>15</sup> Also at Skobeltsyn Institute of Nuclear Physics, Lomonosov Moscow State University, Moscow, Russia. 88

24 <sup>16</sup> Also at Tbilisi State University, Tbilisi, Georgia. 89

25 <sup>17</sup> Also at CERN, European Organization for Nuclear Research, Geneva, Switzerland. 90

26 <sup>18</sup> Also at RWTH Aachen University, III. Physikalisches Institut A, Aachen, Germany. 91

27 <sup>19</sup> Also at University of Hamburg, Hamburg, Germany. 92

28 <sup>20</sup> Also at Brandenburg University of Technology, Cottbus, Germany. 93

29 <sup>21</sup> Also at Institute of Nuclear Research ATOMKI, Debrecen, Hungary. 94

30 <sup>22</sup> Also at MTA-ELTE Lendület CMS Particle and Nuclear Physics Group, Eötvös Loránd University, Budapest, Hungary. 95

31 <sup>23</sup> Also at University of Debrecen, Debrecen, Hungary. 96

32 <sup>24</sup> Also at Indian Institute of Science Education and Research, Bhopal, India. 97

33 <sup>25</sup> Also at Institute of Physics, Bhubaneswar, India. 98

34 <sup>26</sup> Also at University of Visva-Bharati, Santiniketan, India. 99

35 <sup>27</sup> Also at University of Ruhuna, Matara, Sri Lanka. 100

36 <sup>28</sup> Also at Isfahan University of Technology, Isfahan, Iran. 101

37 <sup>29</sup> Also at University of Tehran, Department of Engineering Science, Tehran, Iran. 102

38 <sup>30</sup> Also at Yazd University, Yazd, Iran. 103

39 <sup>31</sup> Also at Plasma Physics Research Center, Science and Research Branch, Islamic Azad University, Tehran, Iran. 104

40 <sup>32</sup> Also at Università degli Studi di Siena, Siena, Italy. 105

41 <sup>33</sup> Also at Purdue University, West Lafayette, USA. 106

42 <sup>34</sup> Also at International Islamic University of Malaysia, Kuala Lumpur, Malaysia. 107

43 <sup>35</sup> Also at Malaysian Nuclear Agency, MOSTI, Kajang, Malaysia. 108

44 <sup>36</sup> Also at Consejo Nacional de Ciencia y Tecnología, Mexico city, Mexico. 109

45 <sup>37</sup> Also at Warsaw University of Technology, Institute of Electronic Systems, Warsaw, Poland. 110

46 <sup>38</sup> Also at Institute for Nuclear Research, Moscow, Russia. 111

47 <sup>39</sup> Now at National Research Nuclear University 'Moscow Engineering Physics Institute' (MEPhI), Moscow, Russia. 112

48 <sup>40</sup> Also at St. Petersburg State Polytechnical University, St. Petersburg, Russia. 113

49 <sup>41</sup> Also at University of Florida, Gainesville, USA. 114

50 <sup>42</sup> Also at P.N. Lebedev Physical Institute, Moscow, Russia. 115

51 <sup>43</sup> Also at Budker Institute of Nuclear Physics, Novosibirsk, Russia. 116

52 <sup>44</sup> Also at Faculty of Physics, University of Belgrade, Belgrade, Serbia. 117

53 <sup>45</sup> Also at INFN Sezione di Roma; Università di Roma, Roma, Italy. 118

54 <sup>46</sup> Also at University of Belgrade, Faculty of Physics and Vinca Institute of Nuclear Sciences, Belgrade, Serbia. 119

55 <sup>47</sup> Also at Scuola Normale e Sezione dell'INFN, Pisa, Italy. 120

56 <sup>48</sup> Also at National and Kapodistrian University of Athens, Athens, Greece. 121

57 <sup>49</sup> Also at Riga Technical University, Riga, Latvia. 122

58 <sup>50</sup> Also at Institute for Theoretical and Experimental Physics, Moscow, Russia. 123

59 <sup>51</sup> Also at Albert Einstein Center for Fundamental Physics, Bern, Switzerland. 124

60 <sup>52</sup> Also at Adiyaman University, Adiyaman, Turkey. 125

61 <sup>53</sup> Also at Istanbul Aydin University, Istanbul, Turkey. 126

62 <sup>54</sup> Also at Mersin University, Mersin, Turkey. 127

63 <sup>55</sup> Also at Cag University, Mersin, Turkey. 128

64 <sup>56</sup> Also at Piri Reis University, Istanbul, Turkey. 129

65 <sup>57</sup> Also at Ozyegin University, Istanbul, Turkey. 130

<sup>58</sup> Also at Izmir Institute of Technology, Izmir, Turkey.

<sup>59</sup> Also at Marmara University, Istanbul, Turkey.

<sup>60</sup> Also at Kafkas University, Kars, Turkey.

<sup>61</sup> Also at Istanbul Bilgi University, Istanbul, Turkey.

1	62	Also at Yildiz Technical University, Istanbul, Turkey.	66
2	63	Also at Hacettepe University, Ankara, Turkey.	67
3	64	Also at Rutherford Appleton Laboratory, Didcot, United Kingdom.	68
4	65	Also at School of Physics and Astronomy, University of Southampton, Southampton, United Kingdom.	69
5	66	Also at Instituto de Astrofísica de Canarias, La Laguna, Spain.	70
6	67	Also at Utah Valley University, Orem, USA.	71
7	68	Also at Argonne National Laboratory, Argonne, USA.	72
8	69	Also at Erzincan University, Erzincan, Turkey.	73
9	70	Also at Mimar Sinan University, Istanbul, Istanbul, Turkey.	74
10	71	Now at The Catholic University of America, Washington, USA.	75
11	72	Also at Texas A&M University at Qatar, Doha, Qatar.	76
12	73	Also at Kyungpook National University, Daegu, Republic of Korea.	77
13			78
14			79
15			80
16			81
17			82
18			83
19			84
20			85
21			86
22			87
23			88
24			89
25			90
26			91
27			92
28			93
29			94
30			95
31			96
32			97
33			98
34			99
35			100
36			101
37			102
38			103
39			104
40			105
41			106
42			107
43			108
44			109
45			110
46			111
47			112
48			113
49			114
50			115
51			116
52			117
53			118
54			119
55			120
56			121
57			122
58			123
59			124
60			125
61			126
62			127
63			128
64			129
65			130