



Contents lists available at ScienceDirect

Physics Letters B

www.elsevier.com/locate/physletb



Search for high-mass $Z\gamma$ resonances in proton–proton collisions at $\sqrt{s} = 8$ and 13 TeV using jet substructure techniques

The CMS Collaboration*

CERN, Switzerland

ARTICLE INFO

Article history:

Received 30 December 2016

Received in revised form 16 April 2017

Accepted 23 June 2017

Available online xxxx

Editor: M. Doser

Keywords:

CMS

Physics

Resonances

EXO

ABSTRACT

A search for massive resonances decaying to a Z boson and a photon is performed in events with a hadronically decaying Z boson candidate, separately in light-quark and b quark decay modes, identified using jet substructure and advanced b tagging techniques. Results are based on samples of proton–proton collisions collected with the CMS detector at the LHC at center-of-mass energies of 8 and 13 TeV, corresponding to integrated luminosities of 19.7 and 2.7 fb⁻¹, respectively. The results of the search are combined with those of a similar search in the leptonic decay modes of the Z boson, based on the same data sets. Spin-0 resonances with various widths and with masses in a range between 0.2 and 3.0 TeV are considered. No significant excess is observed either in the individual analyses or the combination. The results are presented in terms of upper limits on the production cross section of such resonances and constitute the most stringent limits to date for a wide range of masses.

© 2017 The Author(s). Published by Elsevier B.V. This is an open access article under the CC BY license (<http://creativecommons.org/licenses/by/4.0/>). Funded by SCOAP³.

1. Introduction

Searches for resonant production of new particles, postulated in theories beyond the standard model (SM), are a cornerstone of the CERN LHC physics program. Of particular interest are searches for resonances decaying into a pair of massive SM gauge bosons (WW, WZ, ZZ, with the most recent results described in Refs. [1–4]), as well as final states with photons, such as $W\gamma$, $Z\gamma$, and $\gamma\gamma$. The search in the diphoton final state (together with the results from the WW and ZZ channels) played a key role in the discovery of the H(125) boson by the ATLAS and CMS Collaborations [5–7] in 2012.

In general, any resonance decaying into the $\gamma\gamma$ or ZZ channels should also have a $Z\gamma$ decay mode, with the relative branching fractions fixed by the $SU(2)_L$ couplings of the new resonance. Resonances with a spin of 0, 1, or 2 that can decay via the $Z\gamma$ channel feature in a variety of proposed theoretical extensions of the SM. Examples include: technicolor [8], extended Higgs boson sector [9, 10], extra spatial dimension [11,12], and little Higgs [13] models, as well other beyond the SM theories. The $Z\gamma$ mode is also an important, and yet to be established, decay of the Higgs boson. In particular, the H(125) boson is expected to decay in the $Z\gamma$ channel with a branching fraction of 0.16%, compared to the 0.23% and 2.67% branching fractions in the $\gamma\gamma$ and ZZ channels, respectively [14]. Thus, if a new resonance is observed in one or both

of these final states, the analysis of the $Z\gamma$ channel may provide crucial information on its nature.

In this Letter we describe a search for spin-0 $Z\gamma$ resonances in the hadronic decay channel of the Z boson, as well as a combination with the previously published results of an analogous search in the leptonic decay channels [15]. The analysis and the combination are based on data sets recorded with the CMS detector at the LHC in proton–proton collisions at center-of-mass energies of 8 and 13 TeV, corresponding to integrated luminosities of 19.7 and 2.7 fb⁻¹, respectively.

We look for a resonance with a relatively narrow width appearing on top of a smooth $Z\gamma$ invariant mass spectrum constructed with an energetic photon and with the Z boson decay products corresponding to the largest branching fraction: $Z \rightarrow q\bar{q}$. While a search in the leptonic Z boson decay modes has lower SM background, resulting in a higher sensitivity for new resonance masses less than about 1 TeV, for higher mass values it is the hadronic Z boson decay channel that dominates the sensitivity.

Depending on the mass of a new resonance, the Z boson decay products may be reconstructed as two resolved jets, or as a single jet resulting from the merging of the two quark jets. The fraction of events corresponding to the merged topology, which has low SM backgrounds, increases with the mass of the resonance. In this analysis we focus on relatively high invariant masses of a hypothetical resonance $X \rightarrow Z\gamma$, and therefore consider only the merged jet topology. We use jet substructure techniques and advanced tagging methods to infer the presence of a subjet orig-

* E-mail address: cms-publication-committee-chair@cern.ch.

<http://dx.doi.org/10.1016/j.physletb.2017.06.062>

0370-2693/© 2017 The Author(s). Published by Elsevier B.V. This is an open access article under the CC BY license (<http://creativecommons.org/licenses/by/4.0/>). Funded by SCOAP³.

inating from b quark fragmentation. This allows us to distinguish a signal from the dominant background from direct photon and QCD multijet production, with one of the jets spuriously passing jet substructure requirements. The background is determined directly from a fit to data.

Previous searches for resonances decaying into $Z\gamma$ have been pursued by the L3 Collaboration at the CERN LEP [16] and the D0 Collaboration at the Fermilab Tevatron [17,18]. At the LHC, searches for such resonances have been carried out by the ATLAS Collaboration at $\sqrt{s} = 7$ TeV [19] and 8 TeV [20] in the context of technicolor-like spin-1 resonances or extended Higgs sector spin-0 resonances, as well as by the ATLAS and CMS Collaborations using the combined 7 and 8 TeV data sets in the context of a search for $H \rightarrow Z\gamma$ decay [21,22]. All these analyses have been performed in the dilepton (e^+e^- and $\mu^+\mu^-$) decay channels of the Z boson. Recently, the ATLAS Collaboration completed a search for high-mass spin-0 $Z\gamma$ resonances at $\sqrt{s} = 13$ TeV in the combination of leptonic and hadronic Z boson decay channels, also using jet substructure techniques, but without identification of b quarks within the jet [23].

2. The CMS detector

The central feature of the CMS apparatus is a superconducting solenoid of 6 m internal diameter, providing a magnetic field of 3.8 T. Within the solenoid volume are a silicon pixel and strip tracker, a lead tungstate crystal electromagnetic calorimeter (ECAL), and a brass and scintillator hadron calorimeter (HCAL), each composed of a barrel and two endcap sections. Forward calorimeters extend the pseudorapidity coverage provided by the barrel and endcap detectors up to $|\eta| < 5$. Muons are measured in gas-ionization detectors embedded in the steel flux-return yoke outside the solenoid.

The silicon tracker measures charged particles within the pseudorapidity range $|\eta| < 2.5$. For nonisolated particles of $1 < p_T < 10$ GeV and $|\eta| < 1.4$, the track resolutions are typically 1.5% in p_T and 25–90 (45–150) μm in the transverse (longitudinal) impact parameter [24].

In the region $|\eta| < 1.74$, the HCAL cells have widths of 0.087 in pseudorapidity and 0.087 in azimuth (ϕ). In the η - ϕ plane, and for $|\eta| < 1.48$, the HCAL cells map on to 5×5 arrays of ECAL crystals to form calorimeter towers projecting radially outwards from close to the nominal interaction point. For $|\eta| > 1.74$, the coverage of the towers increases progressively to a maximum of 0.174 in $\Delta\eta$ and $\Delta\phi$.

The first level of the CMS trigger system, composed of custom hardware processors, uses information from the calorimeters and muon detectors to select the most interesting events in a fixed time interval of 3.2 μs . The high-level trigger (HLT) processor farm further decreases the event rate from around 100 kHz to less than 1 kHz, before data storage.

A detailed description of the CMS detector, together with a definition of the coordinate system used and the relevant kinematic variables, can be found in Ref. [25].

3. Event selection and Monte Carlo simulation

The data sets used in the analysis correspond to integrated luminosities of 19.7 and 2.7 fb^{-1} collected with the CMS detector in pp collisions at the LHC in 2012 ($\sqrt{s} = 8$ TeV) and 2015 ($\sqrt{s} = 13$ TeV), respectively. Events are selected with an online HLT algorithm, which requires one photon candidate, passing loose identification requirements, with $p_T > 150$ (165) GeV and $|\eta| < 2.5$ in 8 (13) TeV data. The trigger is fully efficient for reconstructed photons with $p_T > 170$ (180) GeV.

In the subsequent analysis, events are reconstructed using a particle-flow (PF) algorithm [26,27] that identifies each individual particle (photon, electron, muon, charged hadron, and neutral hadron) with an optimized combination of information from the various elements of the CMS detector. The energy of photons is obtained from the ECAL measurement. The energy of electrons is determined from a combination of the electron momentum at the primary interaction vertex as determined by the tracker, the energy of the corresponding ECAL cluster, and the energy sum of all bremsstrahlung photons spatially compatible with originating from the electron track. The energy of muons is obtained from the curvature of the corresponding track. The energy of charged hadrons is determined from a combination of their momentum measured in the tracker and the matching ECAL and HCAL energy deposits, corrected for zero suppression effects and for the response function of the calorimeters to hadronic showers. Finally, the energy of neutral hadrons is obtained from the corresponding corrected ECAL and HCAL energy.

Events are required to have at least one reconstructed collision vertex within 24 cm along the beam axis and 2 cm in the plane transverse to the beams of the mean pp interaction position. The vertex with the highest sum of p_T^2 of all the associated tracks is taken to be the primary vertex in the event.

Photon candidates are reconstructed from the energy deposits in the ECAL and required to be within the barrel fiducial region of the detector ($|\eta| < 1.4442$) and have $p_T > 170$ (180) GeV in the 8 (13) TeV analysis, thus ensuring that the trigger is fully efficient. Events with a photon reconstructed in the endcap region ($1.566 < |\eta| < 2.5$) suffer from a large γ +jet background and do not add to the sensitivity of the analysis; therefore, they are not considered. Photon identification is based on a multivariate analysis, employing a boosted decision tree (BDT) algorithm. The input to the BDT algorithm contains shower shape and isolation variables, as well as variables that account for the dependencies of the shower shape and isolation variables on the additional interactions in the same or neighboring bunch crossings (pileup) [28]. In addition, a conversion-safe electron veto (CSEV) [28] is applied. Isolation variables are computed from PF candidates in a cone of radius $\Delta R = \sqrt{(\Delta\phi)^2 + (\Delta\eta)^2} < 0.3$ around the photon candidate. The photon BDT has been trained and optimized separately for 8 and 13 TeV data, so the standard working points are different for the two data sets. In each case we use a working point that corresponds to a typical photon reconstruction and identification efficiency of 90% in the photon p_T range used in the analysis.

Large-cone jets are used to reconstruct hadronically decaying Lorentz-boosted Z boson candidates in the event. In both 8 and 13 TeV analyses, they are reconstructed using PF candidates. The 8 TeV analysis employs the Cambridge–Aachen (CA) clustering algorithm [29], while the 13 TeV analysis uses the anti- k_T algorithm [30], both with a distance parameter of 0.8. (The change in the default jet clustering algorithm for 13 TeV data was motivated by commissioning of new jet substructure triggers, which rely on the faster anti- k_T algorithm.) Charged hadrons not originating from the primary vertex are not considered in jet clustering. Corrections based on the jet area [31] are applied to remove the energy contribution of neutral hadrons from pileup interactions. The energy of the jets is further corrected for the response function of the calorimeter. Jet energy corrections are derived from simulation and are confirmed with in situ measurements using the energy balance of dijet and γ +jet events [32,33]. Additional quality criteria are applied to the jets in order to remove rare spurious noise patterns in the calorimeters, and also to suppress leptons misidentified as jets. All jets are required to have $p_T > 170$ (200) GeV and $|\eta| < 2.0$ in the 8 (13) TeV analysis. The requirement on the jet η suppresses the background from γ +jet and QCD multijet events and ensures

Table 1
Summary of event selection.

Requirement	8 TeV	13 TeV
Trigger	$p_T^\gamma > 150$ GeV, $ \eta^\gamma < 2.5$	$p_T^\gamma > 165$ GeV, $ \eta^\gamma < 2.5$
Photon	$p_T^\gamma > 170$ GeV, $ \eta^\gamma < 1.4442$	$p_T^\gamma > 180$ GeV, $ \eta^\gamma < 1.4442$
Photon BDT	> 0.133 (~90% efficiency)	> 0.374 (~90% efficiency)
Jet	$p_T^j > 170$ GeV, $ \eta^j < 2.0$	$p_T^j > 200$ GeV, $ \eta^j < 2.0$
Pruned jet mass	$70 < M_j < 110$ GeV	$75 < M_j < 105$ GeV
$\Delta R_{j\gamma}$		> 1.1
$p_T^\gamma/M_{j\gamma}$		> 0.34
b-tagged category	One subjet passing CSV medium; the other CSV loose	
Antitagged category	Failing the above criterion	

that the core of the jet is within the tracker volume of the CMS detector ($|\eta| < 2.5$). The latter requirement is important for subsequent b quark jet tagging. All jets are required to be separated from the photon candidate in the event by a minimum distance of $\Delta R > 1.1$.

To identify Z boson candidates, the reconstructed jet mass, evaluated after applying a jet pruning algorithm [34,35], is used. The pruning technique reclusters jet constituents and reduces soft, large-angle QCD radiation, which would increase the mass of the jet. The algorithm first reclusters each jet starting from its original constituents with the CA algorithm and then discards soft and wide-angle radiation in each step of the iterative CA procedure. The same pruning algorithm parameters are used for 8 and 13 TeV data [36]. The pruned jet mass (M_j) is computed from the sum of the four-momenta of the remaining constituents, and is corrected with the same factor as the one used to correct the jet energy. To select a Z boson candidate we require the pruned jet mass to be between 70 and 110 GeV (75 and 105 GeV) in 8 (13) TeV data. We note that the jet mass resolution [36] is not sufficient to resolve between the Z and W bosons decaying hadronically, with the decay products reconstructed as a single large-radius jet. However, since the backgrounds involving W bosons are very small, this does not affect the sensitivity of the analysis.

To further discriminate against the direct photon and QCD multijet backgrounds, pruned jets are split into two subjets by reversing the final iteration in the jet clustering algorithm. These subjets are classified as those originating or not originating from b quark fragmentation using the combined secondary vertex (CSV) b tagging algorithm [37–39]. The jet is identified as one consistent with a $Z \rightarrow b\bar{b}$ candidate if at least one of its subjets satisfies the medium working point of the CSV algorithm and the other subjet satisfies the loose working point. The medium and loose working points correspond to 70 and 85% (20 and 50%) b quark jet tagging efficiency for $p_T < 300$ GeV ($p_T = 1$ TeV), and 1–2% (10–15%) light-flavor quark or gluon jet misidentification rate. The b tagging efficiency in the simulation is corrected to match the one measured in data [38,39].

In order to further enhance the signal sensitivity, a requirement on the photon p_T with respect to the reconstructed invariant mass of the Z candidate and the photon is imposed: $p_T^\gamma/M_{j\gamma} > 0.34$. This requirement is similar to a selection on the scattering angle of the γ +jet system, which peaks at higher values for signal than for the background, particularly in case of spin-0 resonances. The value of the cutoff is chosen to maximize the discovery potential for a narrow resonance over the considered mass range. It has 85–90% selection efficiency for the signal, and about 65% selection efficiency for the SM background, which is dominated by γ +jet events, with the prompt photon and a light-flavored jet misidentified as a large radius, massive jet.

The events with a reconstructed photon and a large-cone jet consistent with a Z boson candidate are split into two categories: with or without a $Z \rightarrow b\bar{b}$ candidate. These two categories are mu-

tually exclusive and are used simultaneously in the analysis. The summary of the selections is given in Table 1.

A Monte Carlo (MC) simulation, including the effects of pileup, is used to model the signal invariant mass peak and calculate the signal selection efficiency for various mass hypotheses between 0.65 and 3.0 TeV and for two width assumptions for a spin-0 resonance. One width assumption is termed “narrow”, and has the width set to 0.014% of the particle mass, and the second is referred to as “broad” with the width set to 5.6% of the mass. The first choice corresponds to a resonance with a natural width much less than the detector resolution. The second width value was chosen for direct comparison with the ATLAS Collaboration analysis [40] and corresponds to a resonance somewhat broader than the detector resolution. We assume no interference between the signal and the SM $Z\gamma$ background.

Signal samples are generated with the leading order (LO) PYTHIA 8.205 generator [41] using the CTEQ6L [42] (NNPDF3.0 [43]) parton distribution functions (PDFs) for the 8 (13) TeV analysis. In a second step, the PYTHIA 8 program is used to simulate hadronization and parton showering using the tune 4C [44] (CUETP8M1 [45, 46]) for the 8 (13) TeV analysis.

In addition, simulated SM background processes are used to optimize the analysis sensitivity. The SM $Z\gamma$ and $W\gamma$ backgrounds are small, together less than 2% of the dominant background from light-flavor jets misidentified as massive jets in γ +jet and QCD multijet events (in the latter case in addition another jet has to be misidentified as a photon), so we did not use SM $Z\gamma$ and $W\gamma$ samples for this study. However, this contribution to the background is included in the background estimate from data, as detailed in Section 5. In the 8 TeV analysis, the γ +jet and QCD multijet events are simulated at LO using PYTHIA 6.126 [47] with tune Z2* [46,48], while the W+jets and Z+jets processes are simulated at LO with MADGRAPH v5.1.3.30 [49]. In both cases PYTHIA 6 is used to describe fragmentation and hadronization processes. In the 13 TeV analysis, all these samples are simulated at LO with MADGRAPH5_AMC@NLO v2.2.2 [50] with the fragmentation and hadronization described by PYTHIA 8. The CMS detector response is modeled with the GEANT4 package [51]. The effect of pileup is taken into account by superimposing minimum bias events on the hard scattering, with the multiplicity of additional interactions adjusted to that observed in data. The average pileup in the 8 (13) TeV data sample was 21 (12). Simulated events are processed with the same chain of reconstruction programs as used for collision data.

4. Search strategy

The search focuses on the mass range from 0.65 to 3 TeV. At the lower edge of this mass range about 50% of Z boson decays correspond to the merged jet topology; for resonance masses above 2 TeV this fraction exceeds 90%. In order to profit from both the high acceptance and low background, two exclusive search categories are formed in the analysis: a b-tagged category with a

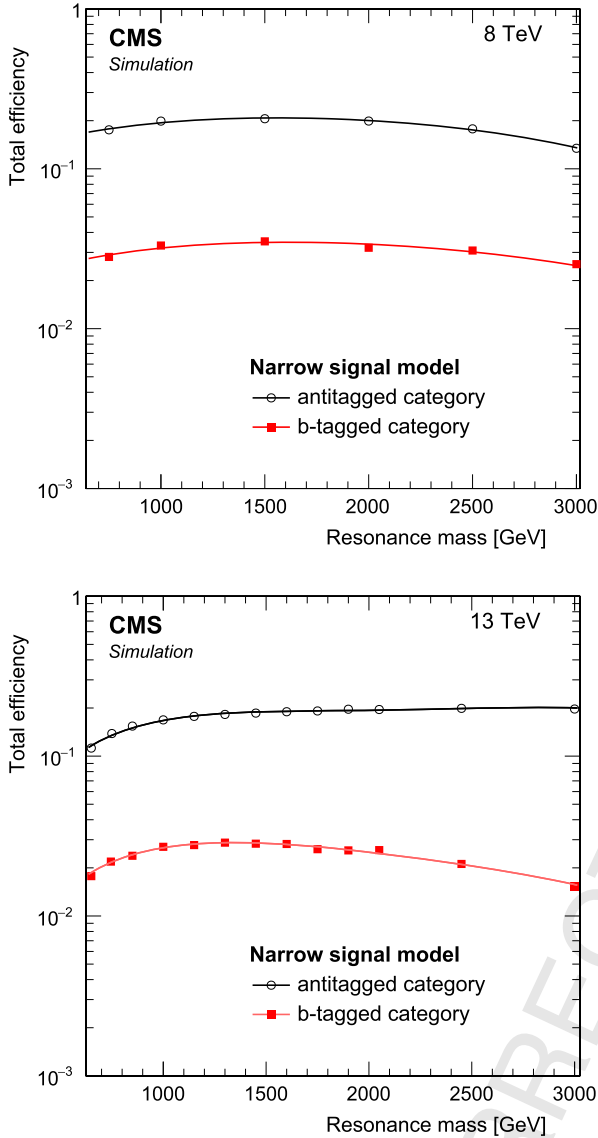


Fig. 1. Full selection and reconstruction efficiency (including $B(Z \rightarrow q\bar{q})$) of the two search categories for a narrow resonance signal as a function of its mass in the 8 TeV analysis (top) and 13 TeV analysis (bottom).

large-cone jet required to be consistent with the $Z \rightarrow b\bar{b}$ decay (as described in the previous section), and an antitagged category with the large-cone jet failing this requirement. While the branching fraction of $Z \rightarrow b\bar{b}$ decay is only about 20% of all hadronic decays, and there is an additional signal loss due to b tagging inefficiency, the background rejection due to b tagging exceeds a factor of 100. Consequently, the sensitivity of the b-tagged category in the low-mass range with large background is significant, leading to a sizable improvement (as large as 50%) in the signal sensitivity by splitting an inclusive selection into the two categories.

Fig. 1 shows the total selection and reconstruction efficiency for the $X \rightarrow Z\gamma$ decay mode of a narrow resonance in the two analysis categories. The total signal efficiency increases from 17% (12%) at 0.65 TeV to 20% (20%) at 2 TeV in the antitagged category for the 8 (13) TeV analysis, and is between 2 and 3% for the masses below 2 TeV in the b-tagged category. At very high resonance masses the b tagging efficiency drops owing to the inability of the b tagging algorithm to disentangle individual jet components among highly boosted decay products. For a broad resonance at high masses (>1.5 TeV) the effect of rapidly falling PDFs introduces a lower

tail in the mass distribution. The exact characteristics of this tail are very sensitive to the description of the resonance line-shape. Therefore, in this search, we require that the mass of the resonance corresponds to the core of the distribution, defined as a window centered on the maximum of the Crystal Ball [52] (CB) function. The window width is given by ± 5 times the CB function parameter σ , describing the standard deviation of its Gaussian core. As a result, the efficiency of the analysis requirements, which include this request, for a heavy and broad resonance is lower than for a narrow one and drops to about 3% (0.3%) for the antitagged (b-tagged) category for a resonance mass of 3 TeV.

5. Background and signal modeling

Using MC simulation and data studies based on a lower sideband of the jet mass distribution ($50 < M_j < 70$ GeV), we observed that the invariant mass distribution $M_{Z\gamma}$ of the SM background is smoothly falling and that the distributions of kinematic observables derived from the lower jet mass sideband match those for the signal selection. We further checked that the background shapes in the b-tagged and antitagged categories are consistent with each other.

Various families of functions to model the background shape have been tested in the lower jet mass sideband region, with selection requirements similar to those in the search region. The functions used to fit the background shape in the b-tagged and in the antitagged categories are chosen using the Fisher F-test. This test selects the optimal function by balancing the quality of the fit against the number of parameters required. In each case the following function is chosen:

$$\frac{dN}{dM_{Z\gamma}} = P_0 (M_{Z\gamma}/\sqrt{s})^{P_1+P_2} \log(M_{Z\gamma}/\sqrt{s}), \quad (1)$$

where $M_{Z\gamma}$ is the invariant mass of the photon and the large-cone jet, \sqrt{s} is the center-of-mass energy, P_0 is a normalization parameter, and P_1 , P_2 describe the shape of the invariant mass spectrum.

In order to check for the presence of a possible systematic bias from the choice of the functional form, several tests are carried out with alternative functional forms, with or without signal injection. For these tests, the mass spectra in the two analysis categories derived either from the low-mass sideband in data or from MC simulation are fitted with a variety of test functions. The shapes obtained in these fits are used to generate pseudo-datasets with a total number of events randomly drawn from a Poisson distribution with the mean equal to the yields observed in data. Additionally, in a set of pseudo-experiments, signals with different mass values and cross sections close to the expected 95% confidence level (CL) limits are injected. The full spectrum is fitted with the chosen function of Eq. (1) together with a signal model, and the signal cross section is extracted. Distributions of the difference between the data and the fit divided by the overall uncertainty for the obtained signal cross sections are constructed, and their shapes are found to be consistent with a normal distribution with mean less than 0.5 and width consistent with unity. Thus, we conclude that any possible systematic bias from the choice of the functional form is small compared to the statistical uncertainty of the fit, and use the latter as the only uncertainty in the background prediction.

The observed $M_{Z\gamma}$ invariant mass distributions in data in the antitagged and b-tagged categories along with the corresponding fits are shown in Fig. 2, separately for 8 and 13 TeV data.

The signal shape is extracted from MC simulation for various signal hypotheses tested in the analysis. The shape is parameterized with the combination of a CB function and a Gaussian function in order to ensure a good description of the tails. To derive

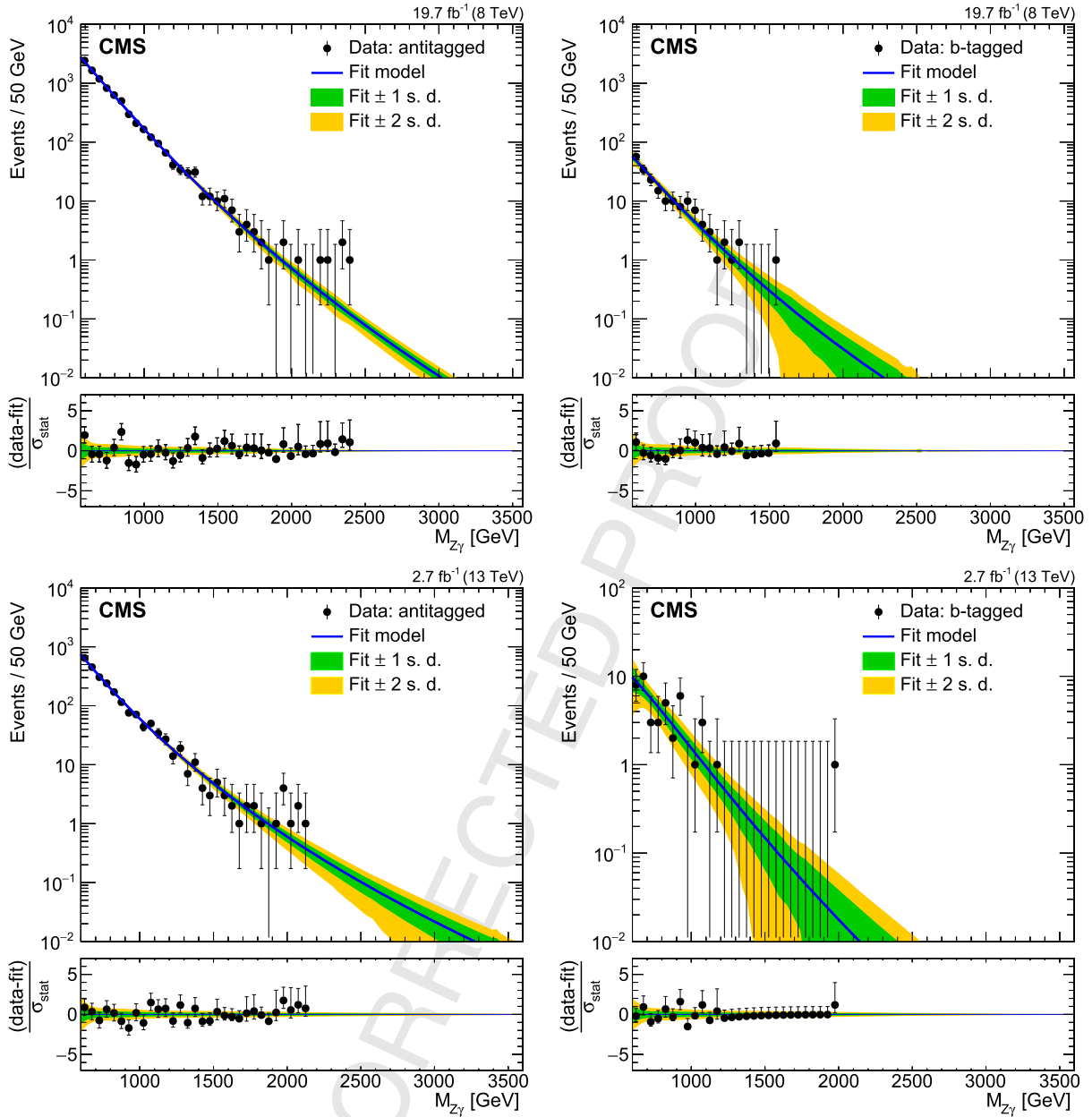


Fig. 2. Fits to the $M_{Z\gamma}$ invariant mass spectra in the search region for the antitagged (left column) and b-tagged (right column) categories. Upper (lower) row corresponds to 8 (13) TeV data. The results of the fits to the two categories with the parametric background shape are shown. The lower panels show the difference between the data and the fit, divided by the statistical uncertainty in data σ_{stat} . For bins with a low number of data entries, the error bars correspond to the Garwood confidence intervals [53]. The upper error bars for bins with zero data entries are shown only in the region up to the highest nonzero entry.

the signal shapes for the intermediate mass values where simulation points are not available, a linear morphing [54] of the shapes obtained from the MC simulation is used. The typical $M_{Z\gamma}$ resonance core width is found to be 3 and 5% of the resonance mass for the narrow and broad resonance hypotheses, respectively.

6. Systematic uncertainties

Since the background estimation is obtained from a fit to the data, the only source of the systematic uncertainty in the background estimate is associated with the possible bias in the choice of the fit function. This potential bias is checked as described in Section 5 and is found to be negligible with respect to the statistical uncertainty in the background normalization.

For the signal selection efficiency, there are several sources of systematic uncertainties, which are summarized in Table 2. Most of the uncertainties affect the overall signal efficiency, and only the b tagging efficiency uncertainty can result in signal category migration. The latter is larger for the 13 TeV analysis owing to the relatively small sizes of control samples in data available for their derivation.

The uncertainties in the jet energy scale and resolution [32,33] are propagated to all relevant quantities, and affect both the signal yield and its shape. The overall effect of these uncertainties is found by changing the four-momenta of the jets by an amount equal to the uncertainty in their energy scale, or by smearing them with a resolution function, and carrying out the full analysis with modified quantities. The corresponding uncertainties in the signal yield are approximately 2.0 and 2.5%, respectively.

Table 2

Summary of the sources of systematic uncertainties, their magnitudes, effects on the signal yield, and affected quantities. The third column indicates the magnitude of the yield variation. The last column indicates if the source of the uncertainty affects the total signal yield, signal shape, or introduces a category migration. The numbers in parentheses correspond to the 13 TeV analysis (whenever there is a difference from the 8 TeV numbers).

Source	Magnitude	Effects on the yield	Affected quantity
Jet energy scale	2%	2%	yield & shape
Jet energy resolution	8–10%	3.2 (2.8)%	yield & shape
M_j mass range	10 (5)%	10 (5)%	yield
b tagging efficiency	5–30% (10–60%)	4–15% (15–35%)	migration
Photon energy scale, resolution	1%	1%	yield & shape
Photon efficiency	0.2 (2)%	0.2 (2)%	yield
Electron veto efficiency	0.5 (2.5)%	0.5 (2.5)%	yield
Photon efficiency extrapolation	2%	2%	yield
Trigger efficiency	2%	2%	yield
Pileup	5%	0.6 (1)%	yield
Parton distribution functions	2%	2%	yield
Integrated luminosity	2.7 (2.6)%	2.7 (2.6)%	yield

To account for a slight dependence of the pruned jet mass scale on the jet p_T , an uncertainty in the Z boson tagging efficiency of 10 (5)% is applied in the 8 (13) TeV analysis.

The systematic uncertainties in the photon energy scale and identification efficiency are derived from $Z \rightarrow e^+e^-$ events. The uncertainty in the photon energy scale is found to be about 1% and it includes the uncertainty on the extrapolation to higher- p_T photons. The ratio between the photon reconstruction and identification efficiencies in data and in the simulation is consistent with unity within the 2% systematic uncertainty up to a photon p_T of 200 GeV, and within the 4% systematic uncertainty in the photon p_T range from 0.2 to 1.0 TeV.

The uncertainties in the measurement of the integrated luminosity (2.6% [55] and 2.7% [56] in the 8 and 13 TeV analyses, respectively), trigger efficiency (2%), and pileup description (5%) affect the overall signal yield and are taken into account. Concerning the PDF modeling [43], only the resultant uncertainty in the signal acceptance (2%), and not the signal cross section, is included in the overall experimental uncertainty.

7. Results

The $M_{Z\gamma}$ invariant mass spectra observed in data in two categories for each data set (8 and 13 TeV), are fitted simultaneously under the background-only, as well as the combined background and signal hypotheses, for various signal mass and width assumptions. Both the 8 and 13 TeV data are well described by the background-only hypothesis. We see no statistically significant evidence for a signal in the entire mass range probed. The largest deviation is seen in 13 TeV data at a mass around 2 TeV with a local significance of 3.6 standard deviations for a narrow resonance hypothesis, which corresponds to a global significance of approximately 2.5 standard deviations assuming a narrow resonance and taking into account the full search range [57]. This excess is not seen in 8 TeV data. The results are presented as upper limits on the new resonance production cross section times branching fraction to these $Z\gamma$ final state. The limits are computed at 95% CL, using the asymptotic approximation [58] of the CL_s criterion [59–61]. Log-normal prior distributions for parameters are used to account for the systematic uncertainties in the signal and background yields, which are described in Section 6 and summarized in Table 2.

The expected and observed upper cross section limits for spin-0 resonances with the two benchmark widths from the combination of the antitagged and b-tagged categories are presented in Table 3 and Fig. 3. The table shows also individual limits from fits to a sin-

Table 3

Observed (expected) limits on the production cross section times branching fraction $B(X \rightarrow Z\gamma)$ for narrow resonances from each of the two categories of the analysis, as well as from their combination.

Mass [GeV]	Limits [fb]		
	Antitagged	b-tagged	Combined
8 TeV analysis			
750	23 (28)	21 (32)	13 (20)
1000	9.7 (13)	36 (17)	13 (10)
2000	1.4 (1.7)	3.6 (4.7)	1.1 (1.5)
2500	2.0 (1.1)	3.5 (3.9)	1.6 (0.9)
3000	0.8 (1.0)	4.0 (4.3)	0.7 (0.8)
13 TeV analysis			
750	149 (140)	94 (150)	74 (93)
1000	57 (61)	71 (87)	38 (46)
2000	27 (10)	63 (37)	25 (8.7)
2500	4.7 (6.6)	42 (41)	4.1 (5.8)
3000	4.4 (5.2)	51 (51)	3.9 (4.7)

gle category, illustrating the relative weights of the two categories for various masses.

The 8 and 13 TeV results can be combined assuming a particular production mechanism for a resonance decaying into the $Z\gamma$ channel. Similar to the combination of $Z\gamma$ searches in the leptonic decay channel of the Z boson [15], we assume that the hypothetical spin-0 resonance is produced exclusively via gluon fusion, which is a natural production mechanism for a spin-0 particle with Yukawa-like couplings to quarks. The combination takes into account the ratio of gluon–gluon parton luminosities at the two center-of-mass energies, as calculated with the NNPDF2.3 PDFs. This ratio increases from approximately 4.1 for an invariant mass of 650 GeV to 23.7 for a mass of 2.5 TeV. It was checked that the uncertainty in the ratio of parton luminosities at 13 and 8 TeV coming from the PDF uncertainties has negligible effect on the combined results in the range of masses probed. The combination is performed with the same CL_s criterion as used to obtain results in the individual channels. We assume that all sources of systematic uncertainty, except for the one related to the photon energy scale, are completely uncorrelated between the analyses at the two energies. This is a reasonable assumption, given that the dominant sources of the systematic uncertainty are the statistical uncertainty in the background fit and b tagging efficiency uncertainties in the signal yield, both of which are determined independently in the 8 and 13 TeV data, and therefore are uncorrelated.

The results are expressed in terms of upper limits on a new resonance production cross section via gluon–gluon fusion mechanism at a center-of-mass energy of 13 TeV times branching fraction

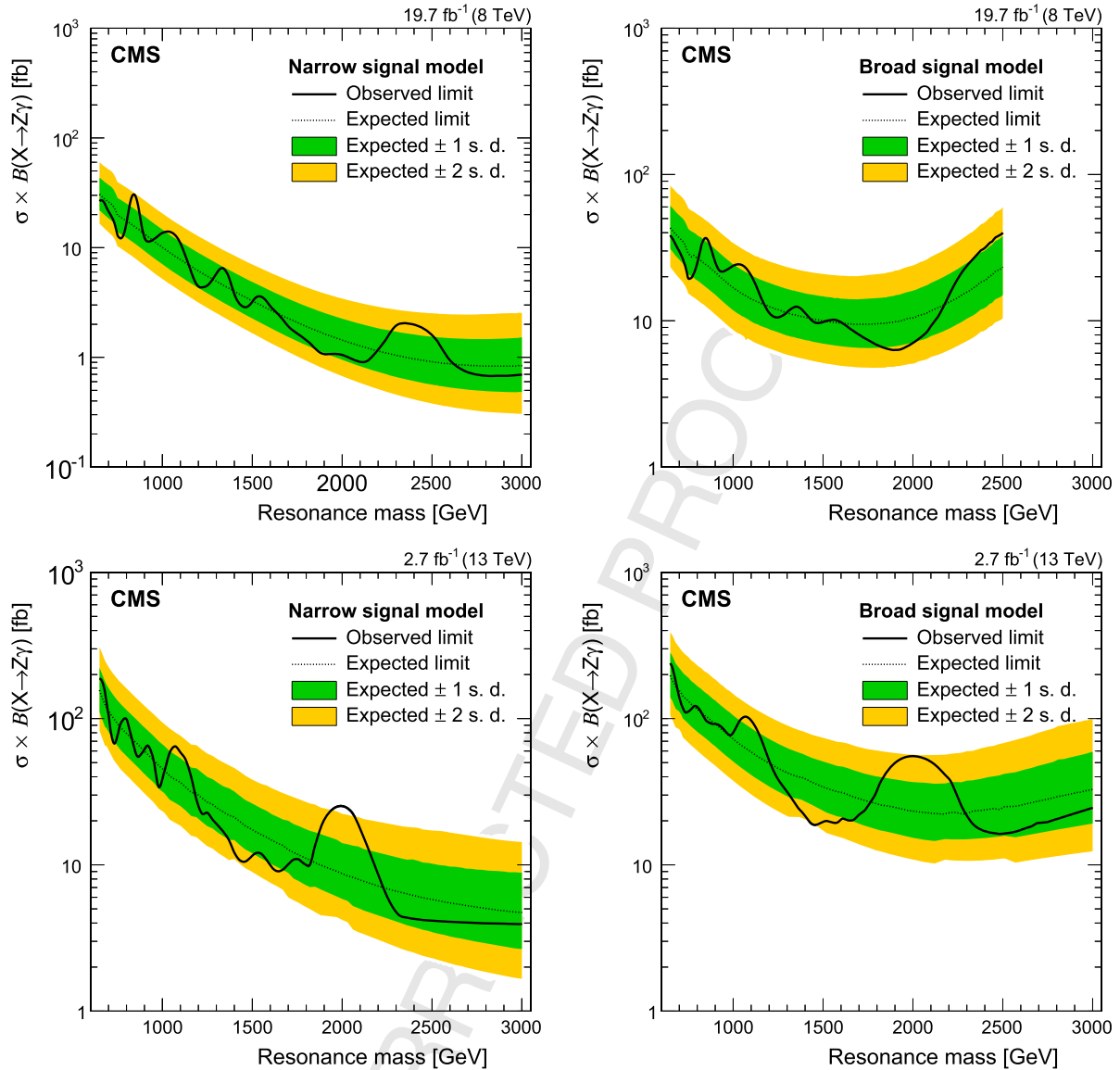


Fig. 3. Expected and observed upper limits on the product of the cross section and branching fraction $B(X \rightarrow Z\gamma)$ for the production of a narrow (left) or broad (right) spin-0 resonance, obtained from the combination of antitagged and b-tagged categories in 8 TeV (upper) and 13 TeV (lower) data.

of the resonance decay in the $Z\gamma$ channel. The combined expected and observed 95% CL limits for narrow resonance production are shown in Fig. 4.

The results can be further combined with those from an analogous combined analysis in the leptonic Z boson decay channels [15], using the same technique and assumptions. The results are shown in Fig. 5, assuming uncorrelated uncertainties between the leptonic and hadronic channels, except for the uncertainties in the integrated luminosity, PDFs, and photon energy scale and resolution, which are taken as fully correlated between the two analyses. Since the leptonic analysis uses a different photon identification algorithm, the photon efficiency uncertainties are expected to be uncorrelated between the leptonic and hadronic channels.

8. Summary

We have presented a search for new spin-0 resonances decaying to a Z boson and a photon, where the Z boson decays hadronically, in the mass range from 0.65 to 3.0 TeV, using 2012 and 2015 proton-proton collision data at center-of-mass energies of 8

and 13 TeV, respectively. The search is carried out with two exclusive categories of events, with or without identification of the $Z \rightarrow b\bar{b}$ decay, and the final result is obtained from the combination of these two categories. Jet substructure and subject b tagging techniques are used in order to enhance the sensitivity of the analysis. No significant deviation from the standard model prediction is found. Results are presented as upper limits at 95% confidence level on the product of the production cross section and the branching fraction of the $Z\gamma$ decay channel of a new resonance. The results of the searches at the two center-of-mass energies are combined assuming the mechanism for production of a new resonance is gluon fusion. These results are further combined with those of analogous searches in the leptonic decay channel of the Z boson. The limits set in this analysis are the most stringent limits to date on $Z\gamma$ resonances in a wide range of masses.

Acknowledgements

We congratulate our colleagues in the CERN accelerator departments for the excellent performance of the LHC and thank the

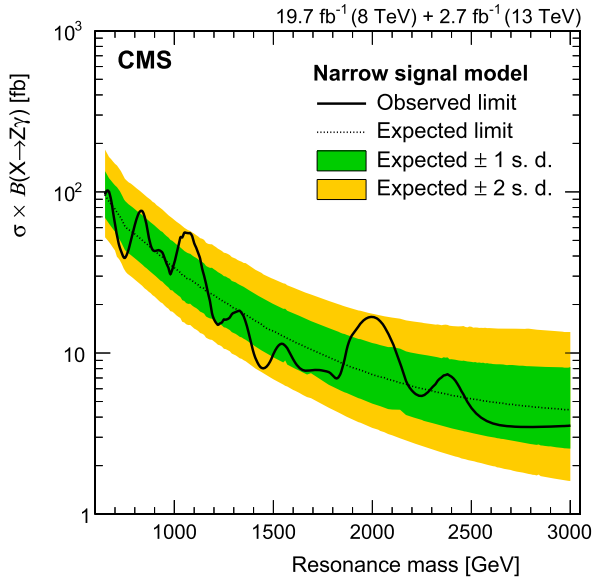


Fig. 4. Expected and observed limits on the product of the cross section at $\sqrt{s} = 13$ TeV and branching fraction $B(X \rightarrow Z\gamma)$ for the production of a narrow spin-0 resonance, obtained from the combination of the 8 and 13 TeV analyses in the hadronic decay channel, assuming a gluon fusion production mechanism.

technical and administrative staffs at CERN and at other CMS institutes for their contributions to the success of the CMS effort. In addition, we gratefully acknowledge the computing centres and personnel of the Worldwide LHC Computing Grid for delivering so effectively the computing infrastructure essential to our analyses. Finally, we acknowledge the enduring support for the construction and operation of the LHC and the CMS detector provided by the following funding agencies: BMWFW and FWF (Austria); FNRS and FWO (Belgium); CNPq, CAPES, FAPERJ, and FAPESP (Brazil); MES (Bulgaria); CERN; CAS, MOST, and NSFC (China); COLCIENCIAS (Colombia); MSES and CSF (Croatia); RPF (Cyprus); SENESCYT (Ecuador); MoER, ERC IUT and ERDF (Estonia); Academy of Finland, MEC, and HIP (Finland); CEA and CNRS/IN2P3 (France); BMBF, DFG, and HGF (Germany); GSRT (Greece); OTKA and NIH (Hungary); DAE and DST (India); IPM (Iran); SFI (Ireland); INFN (Italy); MSIP and NRF (Republic of Korea); LAS (Lithuania); MOE and UM (Malaysia); BUAP, CINVESTAV, CONACYT, LNS, SEP, and UASLP-FAI (Mexico); MBIE (New Zealand); PAEC (Pakistan); MSHE and NSC (Poland); FCT (Portugal); JINR (Dubna); MON, ROSATOM, RAS and RFBR (Russia); MESTD (Serbia); SEIDI and CPAN (Spain); Swiss Funding Agencies (Switzerland); MST (Taipei); ThEPCenter, IPST, STAR and NSTDA (Thailand); TUBITAK and TAEK (Turkey); NASU and SFFR (Ukraine); STFC (United Kingdom); DOE and NSF (USA).

Individuals have received support from the Marie-Curie programme and the European Research Council and EPLANET (European Union); the Leventis Foundation; the A. P. Sloan Foundation; the Alexander von Humboldt Foundation; the Belgian Federal Science Policy Office; the Fonds pour la Formation à la Recherche dans l'Industrie et dans l'Agriculture (FRIA-Belgium); the Agentschap voor Innovatie door Wetenschap en Technologie (IWT-Belgium); the Ministry of Education, Youth and Sports (MEYS) of the Czech Republic; the Council of Science and Industrial Research, India; the HOMING PLUS programme of the Foundation for Polish Science, cofinanced from European Union, Regional Development Fund, the Mobility Plus programme of the Ministry of Science and Higher Education, the National Science Center (Poland), contracts Harmonia 2014/14/M/ST2/00428, Opus 2013/11/B/ST2/04202, 2014/13/B/ST2/02543 and 2014/15/B/ST2/03998, Sonata-bis 2012/07/E/ST2/01406; the Thalys and Aristeia

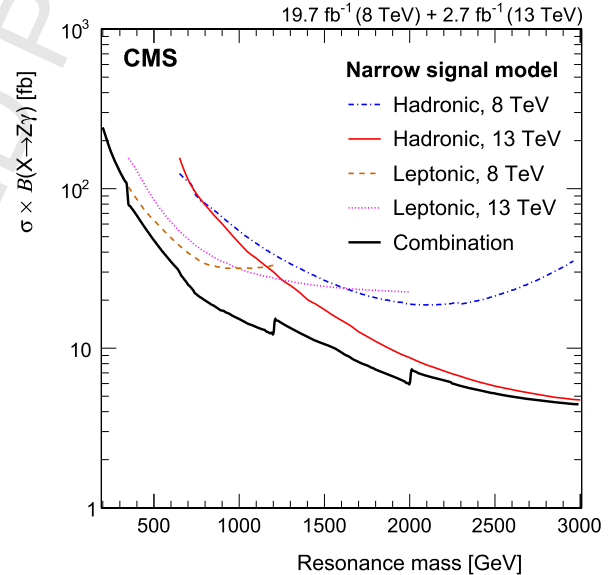
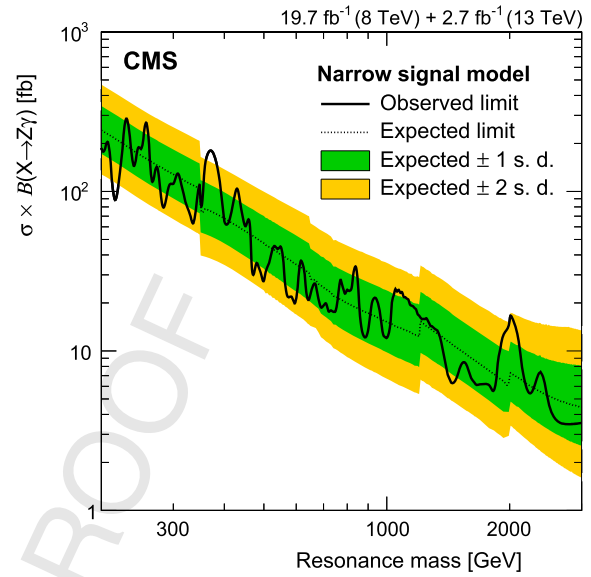


Fig. 5. Top: Expected and observed limits on the product of the cross section at $\sqrt{s} = 13$ TeV and branching fraction $B(X \rightarrow Z\gamma)$ for the production of a narrow spin-0 resonance, obtained from the combination of the 8 and 13 TeV analyses in hadronic and leptonic [15] decay channels of the Z boson, assuming a gluon fusion production mechanism. Bottom: expected limits from the individual and combined analyses, showing the relative contribution of each channel. The discontinuities are due to the difference in the mass ranges used in the individual searches.

programmes cofinanced by EU-ESF and the Greek NSRF; the National Priorities Research Program by Qatar National Research Fund; the Programa Clarín-COFUND del Principado de Asturias; the Rachadapisek Sompot Fund for Postdoctoral Fellowship, Chulalongkorn University and the Chulalongkorn Academic into Its 2nd Century Project Advancement Project (Thailand); and the Welch Foundation, contract C-1845.

References

- [1] CMS Collaboration, Search for massive resonances in dijet systems containing jets tagged as W or Z boson decays in pp collisions at $\sqrt{s} = 8$ TeV, J. High Energy Phys. 08 (2014) 173, [http://dx.doi.org/10.1007/JHEP08\(2014\)173](http://dx.doi.org/10.1007/JHEP08(2014)173), arXiv:1405.1994.
- [2] CMS Collaboration, Search for massive resonances decaying into pairs of boosted bosons in semi-leptonic final states at $\sqrt{s} = 8$ TeV, J. High Energy Phys. 08 (2014) 174, [http://dx.doi.org/10.1007/JHEP08\(2014\)174](http://dx.doi.org/10.1007/JHEP08(2014)174), arXiv:1405.3447.

- [3] ATLAS Collaboration, Combination of searches for WW, WZ, and ZZ resonances in pp collisions at $\sqrt{s} = 8$ TeV with the ATLAS detector, Phys. Lett. B 755 (2016) 285, <http://dx.doi.org/10.1016/j.physletb.2016.02.015>, arXiv:1512.05099.
- [4] ATLAS Collaboration, Searches for heavy diboson resonances in pp collisions at $\sqrt{s} = 13$ TeV with the ATLAS detector, J. High Energy Phys. 09 (2016) 173, [http://dx.doi.org/10.1007/JHEP09\(2016\)173](http://dx.doi.org/10.1007/JHEP09(2016)173), arXiv:1606.04833.
- [5] ATLAS Collaboration, Observation of a new particle in the search for the Standard Model Higgs boson with the ATLAS detector at the LHC, Phys. Lett. B 716 (2012) 1, <http://dx.doi.org/10.1016/j.physletb.2012.08.020>, arXiv:1207.7214.
- [6] CMS Collaboration, Observation of a new boson at a mass of 125 GeV with the CMS experiment at the LHC, Phys. Lett. B 716 (2012) 30, <http://dx.doi.org/10.1016/j.physletb.2012.08.021>, arXiv:1207.7235.
- [7] CMS Collaboration, Observation of a new boson with mass near 125 GeV in pp collisions at $\sqrt{s} = 7$ and 8 TeV, J. High Energy Phys. 06 (2013) 081, [http://dx.doi.org/10.1007/JHEP06\(2013\)081](http://dx.doi.org/10.1007/JHEP06(2013)081), arXiv:1303.4571.
- [8] E. Eichten, K. Lane, Low-scale technicolor at the Tevatron and LHC, Phys. Lett. B 669 (2008) 235, <http://dx.doi.org/10.1016/j.physletb.2008.09.047>, arXiv:0706.2339.
- [9] R. Barbieri, R. Torre, Signals of single particle production at the earliest LHC, Phys. Lett. B 695 (2011) 259, <http://dx.doi.org/10.1016/j.physletb.2010.11.037>, arXiv:1008.5302.
- [10] I. Low, J. Lykken, G. Shaughnessy, Singlet scalars as Higgs imposters at the Large Hadron Collider, Phys. Rev. D 84 (2011) 035027, <http://dx.doi.org/10.1103/PhysRevD.84.035027>, arXiv:1105.4587.
- [11] H. Davoudiasl, J.L. Hewett, T.G. Rizzo, Experimental probes of localized gravity: on and off the wall, Phys. Rev. D 63 (2001) 075004, <http://dx.doi.org/10.1103/PhysRevD.63.075004>, arXiv:hep-ph/0006041.
- [12] B.C. Allanach, J.P. Skittrall, K. Sridhar, Z boson decay to photon plus Kaluza-Klein graviton in large extra dimensions, J. High Energy Phys. 11 (2007) 089, <http://dx.doi.org/10.1088/1126-6708/2007/11/089>, arXiv:0705.1953.
- [13] A. Freitas, P. Schwaller, Multi-photon signals from composite models at LHC, J. High Energy Phys. 01 (2011) 022, [http://dx.doi.org/10.1007/JHEP01\(2011\)022](http://dx.doi.org/10.1007/JHEP01(2011)022), arXiv:1010.2528.
- [14] S. Heinemeyer, et al., Handbook of LHC Higgs Cross Sections: 3. Higgs Properties, CERN Report, CERN-2013-004, 2013, arXiv:1307.1347.
- [15] CMS Collaboration, Search for high-mass $Z\gamma$ resonances in $e^+e^-\gamma$ and $\mu^+\mu^-\gamma$ final states in proton-proton collisions at $\sqrt{s} = 8$ and 13 TeV, J. High Energy Phys. (2016), in press, arXiv:1610.02960, 2016.
- [16] P. Achard, et al., L3 Collaboration, Search for anomalous couplings in the Higgs sector at LEP, Phys. Lett. B 589 (2004) 89, <http://dx.doi.org/10.1016/j.physletb.2004.03.048>, arXiv:hep-ex/0403037.
- [17] V.M. Abazov, et al., D0 Collaboration, Search for particles decaying into a Z boson and a photon in pp collisions at $\sqrt{s} = 1.96$ TeV, Phys. Lett. B 641 (2006) 415, <http://dx.doi.org/10.1016/j.physletb.2006.08.079>, arXiv:hep-ex/0605064, <http://dx.doi.org/10.1016/j.physletb.2008.11.032> (Erratum).
- [18] V.M. Abazov, et al., D0 Collaboration, Search for a scalar or vector particle decaying into $Z\gamma$ in $p\bar{p}$ collisions at $\sqrt{s} = 1.96$ TeV, Phys. Lett. B 671 (2009) 349, <http://dx.doi.org/10.1016/j.physletb.2008.12.009>, arXiv:0806.0611.
- [19] ATLAS Collaboration, Measurements of $W\gamma$ and $Z\gamma$ production in pp collisions at $\sqrt{s} = 7$ TeV with the ATLAS detector at the LHC, Phys. Rev. D 87 (2013) 112003, <http://dx.doi.org/10.1103/PhysRevD.87.112003>, arXiv:1302.1283, <http://dx.doi.org/10.1103/PhysRevD.91.119901> (Erratum).
- [20] ATLAS Collaboration, Search for new resonances in $W\gamma$ and $Z\gamma$ final states in pp collisions at $\sqrt{s} = 8$ TeV with the ATLAS detector, Phys. Lett. B 738 (2014) 428, <http://dx.doi.org/10.1016/j.physletb.2014.10.002>, arXiv:1407.8150.
- [21] CMS Collaboration, Search for a Higgs boson decaying into a Z and a photon in pp collisions at $\sqrt{s} = 7$ and 8 TeV, Phys. Lett. B 726 (2013) 587, <http://dx.doi.org/10.1016/j.physletb.2013.09.057>, arXiv:1307.5515.
- [22] ATLAS Collaboration, Search for Higgs boson decays to a photon and a Z boson in pp collisions at $\sqrt{s} = 7$ and 8 TeV with the ATLAS detector, Phys. Lett. B 732 (2014) 8, <http://dx.doi.org/10.1016/j.physletb.2014.03.015>, arXiv:1402.3051.
- [23] ATLAS Collaboration, Search for heavy resonances decaying to a Z boson and a photon in pp collisions at $\sqrt{s} = 13$ TeV with the ATLAS detector, arXiv:1607.06363, 2016.
- [24] CMS Collaboration, Description and performance of track and primary-vertex reconstruction with the CMS tracker, J. Instrum. 9 (2014) P10009, <http://dx.doi.org/10.1088/1748-0221/9/10/P10009>, arXiv:1405.6569.
- [25] CMS Collaboration, The CMS experiment at the CERN LHC, J. Instrum. 3 (2008) S08004, <http://dx.doi.org/10.1088/1748-0221/3/08/S08004>.
- [26] CMS Collaboration, Particle-Flow Event Reconstruction in CMS and Performance for Jets, Taus, and E_T^{miss} , CMS Physics Analysis Summary, CMS-PAS-PFT-09-001, CERN, Geneva, 2009, <https://cds.cern.ch/record/1194487>.
- [27] CMS Collaboration, Commissioning of the Particle-Flow Event Reconstruction with the First LHC Collisions Recorded in the CMS Detector, CMS Physics Analysis Summary, CMS-PAS-PFT-10-001, CERN, Geneva, 2010, <https://cds.cern.ch/record/1247373>.
- [28] CMS Collaboration, Performance of photon reconstruction and identification with the CMS detector in proton-proton collisions at $\sqrt{s} = 8$ TeV, J. Instrum. 10 (2015) P08010, <http://dx.doi.org/10.1088/1748-0221/10/08/P08010>, arXiv:1502.02702.
- [29] Y.L. Dokshitzer, G.D. Leder, S. Moretti, B.R. Webber, Better jet clustering algorithms, J. High Energy Phys. 08 (1997) 001, <http://dx.doi.org/10.1088/1126-6708/1997/08/001>, arXiv:hep-ph/9707323.
- [30] M. Cacciari, G.P. Salam, G. Soyez, The anti- k_t jet clustering algorithm, J. High Energy Phys. 04 (2008) 063, <http://dx.doi.org/10.1088/1126-6708/2008/04/063>, arXiv:0802.1189.
- [31] M. Cacciari, G.P. Salam, Pileup subtraction using jet areas, Phys. Lett. B 659 (2008) 119, <http://dx.doi.org/10.1016/j.physletb.2007.09.077>, arXiv:0707.1378.
- [32] CMS Collaboration, Determination of jet energy calibration and transverse momentum resolution in CMS, J. Instrum. 6 (2011) P11002, <http://dx.doi.org/10.1088/1748-0221/6/11/P11002>, arXiv:1107.4277.
- [33] CMS Collaboration, Jet energy scale and resolution in the CMS experiment in pp collisions at 8 TeV, arXiv:1607.03663, 2016.
- [34] S.D. Ellis, C.K. Vermilion, J.R. Walsh, Techniques for improved heavy particle searches with jet substructure, Phys. Rev. D 80 (2009) 051501, <http://dx.doi.org/10.1103/PhysRevD.80.051501>, arXiv:0903.5081.
- [35] S.D. Ellis, C.K. Vermilion, J.R. Walsh, Recombination algorithms and jet substructure: pruning as a tool for heavy particle searches, Phys. Rev. D 81 (2010) 094023, <http://dx.doi.org/10.1103/PhysRevD.81.094023>, arXiv:0912.0033.
- [36] CMS Collaboration, Identification techniques for highly boosted W bosons that decay into hadrons, J. High Energy Phys. 12 (2014) 017, [http://dx.doi.org/10.1007/JHEP12\(2014\)017](http://dx.doi.org/10.1007/JHEP12(2014)017), arXiv:1410.4227.
- [37] CMS Collaboration, Identification of b-quark jets with the CMS experiment, J. Instrum. 8 (2013) P04013, <http://dx.doi.org/10.1088/1748-0221/8/04/P04013>, arXiv:1211.4462.
- [38] CMS Collaboration, Performance of b Tagging at $\sqrt{s} = 8$ TeV in Multijet, ttbar and Boosted Topology Events, CMS Physics Analysis Summary, CMS-PAS-BTV-13-001, CERN, Geneva, 2013, <http://cds.cern.ch/record/1581306>.
- [39] CMS Collaboration, Identification of b Quark Jets at the CMS Experiment in the LHC Run 2, CMS Physics Analysis Summary, CMS-PAS-BTV-15-001, CERN, Geneva, 2015, <http://cds.cern.ch/record/2138504>.
- [40] ATLAS Collaboration, Search for resonances in diphoton events at $\sqrt{s} = 13$ TeV with the ATLAS detector, J. High Energy Phys. 09 (2016) 001, [http://dx.doi.org/10.1007/JHEP09\(2016\)001](http://dx.doi.org/10.1007/JHEP09(2016)001), arXiv:1606.03833.
- [41] T. Sjöstrand, S. Mrenna, P.Z. Skands, A brief introduction to PYTHIA 8.1, Comput. Phys. Commun. 178 (2008) 852, <http://dx.doi.org/10.1016/j.cpc.2008.01.036>, arXiv:0710.3820.
- [42] J. Pumplin, D.R. Stump, J. Huston, H.L. Lai, P.M. Nadolsky, W.K. Tung, New generation of parton distribution functions with uncertainties from global QCD analysis, J. High Energy Phys. 07 (2002) 012, <http://dx.doi.org/10.1088/1126-6708/2002/07/012>, arXiv:hep-ph/0201195.
- [43] R.D. Ball, et al., NNPDF Collaboration, Parton distributions for the LHC Run II, J. High Energy Phys. 04 (2015) 040, [http://dx.doi.org/10.1007/JHEP04\(2015\)040](http://dx.doi.org/10.1007/JHEP04(2015)040), arXiv:1410.8849.
- [44] R. Corke, T. Sjöstrand, Interleaved parton showers and tuning prospects, J. High Energy Phys. 03 (2011) 032, [http://dx.doi.org/10.1007/JHEP03\(2011\)032](http://dx.doi.org/10.1007/JHEP03(2011)032), arXiv:1011.1759.
- [45] P. Skands, S. Carrazza, J. Rojo, Tuning PYTHIA 8.1: the Monash 2013 tune, Eur. Phys. J. C 74 (2014) 3024, <http://dx.doi.org/10.1140/epjc/s10052-014-3024-y>, arXiv:1404.5630.
- [46] CMS Collaboration, Event generator tunes obtained from underlying event and multiparton scattering measurements, Eur. Phys. J. C 76 (2016) 155, <http://dx.doi.org/10.1140/epjc/s10052-016-3988-x>, arXiv:1512.00815.
- [47] T. Sjöstrand, S. Mrenna, P.Z. Skands, PYTHIA 6.4 physics and manual, J. High Energy Phys. 05 (2006) 026, <http://dx.doi.org/10.1088/1126-6708/2006/05/026>, arXiv:hep-ph/0603175.
- [48] CMS Collaboration, Study of the underlying event at forward rapidity in pp collisions at $\sqrt{s} = 0.9, 2.76$, and 7 TeV, J. High Energy Phys. 04 (2013) 072, [http://dx.doi.org/10.1007/JHEP04\(2013\)072](http://dx.doi.org/10.1007/JHEP04(2013)072), arXiv:1302.2394.
- [49] J. Alwall, M. Herquet, F. Maltoni, O. Mattelaer, T. Stelzer, MadGraph 5: going beyond, J. High Energy Phys. 06 (2011) 128, [http://dx.doi.org/10.1007/JHEP06\(2011\)128](http://dx.doi.org/10.1007/JHEP06(2011)128), arXiv:1106.0522.
- [50] J. Alwall, R. Frederix, S. Frixione, V. Hirschi, F. Maltoni, O. Mattelaer, H.S. Shao, T. Stelzer, P. Torrielli, M. Zaro, The automated computation of tree-level and next-to-leading order differential cross sections, and their matching to parton shower simulations, J. High Energy Phys. 07 (2014) 079, [http://dx.doi.org/10.1007/JHEP07\(2014\)079](http://dx.doi.org/10.1007/JHEP07(2014)079), arXiv:1405.0301.
- [51] S. Agostinelli, et al., GEANT4 Collaboration, GEANT4 – a simulation toolkit, Nucl. Instrum. Methods A 506 (2003) 250, [http://dx.doi.org/10.1016/S0168-9002\(03\)01368-8](http://dx.doi.org/10.1016/S0168-9002(03)01368-8).
- [52] M.J. Oreglia, A Study of the Reactions $\psi' \rightarrow \gamma\gamma\psi$, Ph.D. thesis, Stanford University, 1980, <http://www.slac.stanford.edu/pubs/slacreports/slac-r-236.html>, SLAC Report SLAC-R-236.
- [53] F. Garwood, Fiducial Limits for the Poisson Distribution, Biometrika 28 (1936) 437, <http://dx.doi.org/10.1093/biomet/28.3-4.437>.
- [54] A.L. Read, Linear interpolation of histograms, Nucl. Instrum. Methods A 425 (1999) 357, [http://dx.doi.org/10.1016/S0168-9002\(98\)01347-3](http://dx.doi.org/10.1016/S0168-9002(98)01347-3).

- [55] CMS Collaboration, CMS Luminosity Based on Pixel Cluster Counting – Summer 2013 Update, CMS Physics Analysis Summary, CMS-PAS-LUM-13-001, CERN, Geneva, 2013, <http://cds.cern.ch/record/1598864>. 66
- [56] CMS Collaboration, CMS Luminosity Measurement for the 2015 Data Taking Period, CMS Physics Analysis Summary, CMS-PAS-LUM-15-001, CERN, Geneva, 2015, <http://cds.cern.ch/record/2138682>. 67
- [57] E. Gross, O. Vitells, Trial factors or the look elsewhere effect in high energy physics, *Eur. Phys. J. C* 70 (2010) 525, <http://dx.doi.org/10.1140/epjc/s10052-010-1470-8>, arXiv:1005.1891. 68
- [58] G. Cowan, K. Cranmer, E. Gross, O. Vitells, Asymptotic formulae for likelihood-based tests of new physics, *Eur. Phys. J. C* 71 (2011) 1554, <http://dx.doi.org/10.1140/epjc/s10052-011-1554-0>, arXiv:1007.1727, <http://dx.doi.org/10.1140/epjc/s10052-013-2501-z> (Erratum). 69
- [59] A.L. Read, Presentation of search results: the CL_s technique, *J. Phys. G* 28 (2002) 2693, <http://dx.doi.org/10.1088/0954-3899/28/10/313>. 70
- [60] T. Junk, Confidence level computation for combining searches with small statistics, *Nucl. Instrum. Methods A* 434 (1999) 435, [http://dx.doi.org/10.1016/S0168-9002\(99\)00498-2](http://dx.doi.org/10.1016/S0168-9002(99)00498-2), arXiv:hep-ex/9902006. 71
- [61] ATLAS Collaboration, CMS Collaboration, Procedure for the LHC Higgs Boson Search Combination in Summer 2011, ATL-PHYS-PUB-2011-011, CMS NOTE-2011/005, <https://cdsweb.cern.ch/record/1379837>, 2011. 72

The CMS Collaboration

A.M. Sirunyan, A. Tumasyan

Yerevan Physics Institute, Yerevan, Armenia

W. Adam, E. Asilar, T. Bergauer, J. Brandstetter, E. Brondolin, M. Dragicevic, J. Erö, M. Flechl, M. Friedl, R. Frühwirth¹, V.M. Ghete, C. Hartl, N. Hörmann, J. Hrubec, M. Jeitler¹, A. König, I. Krätschmer, D. Liko, T. Matsushita, I. Mikulec, D. Rabady, N. Rad, B. Rahbaran, H. Rohringer, J. Schieck¹, J. Strauss, W. Waltenberger, C.-E. Wulz¹

Institut für Hochenergiephysik, Wien, Austria

O. Dvornikov, V. Makarenko, V. Mossolov, J. Suarez Gonzalez, V. Zykunov

Institute for Nuclear Problems, Minsk, Belarus

N. Shumeiko

National Centre for Particle and High Energy Physics, Minsk, Belarus

S. Alderweireldt, E.A. De Wolf, X. Janssen, J. Lauwers, M. Van De Klundert, H. Van Haevermaet, P. Van Mechelen, N. Van Remortel, A. Van Spilbeeck

Universiteit Antwerpen, Antwerpen, Belgium

S. Abu Zeid, F. Blekman, J. D'Hondt, N. Daci, I. De Bruyn, K. Deroover, S. Lowette, S. Moortgat, L. Moreels, A. Olbrechts, Q. Python, K. Skovpen, S. Tavernier, W. Van Doninck, P. Van Mulders, I. Van Parijs

Vrije Universiteit Brussel, Brussel, Belgium

H. Brun, B. Clerbaux, G. De Lentdecker, H. Delannoy, G. Fasanella, L. Favart, R. Goldouzian, A. Grebenyuk, G. Karapostoli, T. Lenzi, A. Léonard, J. Luetic, T. Maerschalk, A. Marinov, A. Randle-conde, T. Seva, C. Vander Velde, P. Vanlaer, D. Vannerom, R. Yonamine, F. Zenoni, F. Zhang²

Université Libre de Bruxelles, Bruxelles, Belgium

A. Cimmino, T. Cornelis, D. Dobur, A. Fagot, M. Gul, I. Khvastunov, D. Poyraz, S. Salva, R. Schöffbeck, M. Tytgat, W. Van Driessche, E. Yazgan, N. Zaganidis

Ghent University, Ghent, Belgium

H. Bakhshiansohi, C. Beluffi³, O. Bondu, S. Brochet, G. Bruno, A. Caudron, S. De Visscher, C. Delaere, M. Delcourt, B. Francois, A. Giammanco, A. Jafari, M. Komm, G. Krintiras, V. Lemaître, A. Magitteri, A. Mertens, M. Musich, K. Piotrkowski, L. Quertenmont, M. Selvaggi, M. Vidal Marono, S. Wertz

Université Catholique de Louvain, Louvain-la-Neuve, Belgium

N. Belyi

Université de Mons, Mons, Belgium

1 W.L. Aldá Júnior, F.L. Alves, G.A. Alves, L. Brito, C. Hensel, A. Moraes, M.E. Pol, P. Rebello Teles 66

2 *Centro Brasileiro de Pesquisas Físicas, Rio de Janeiro, Brazil* 67

3 68
4 E. Belchior Batista Das Chagas, W. Carvalho, J. Chinellato⁴, A. Custódio, E.M. Da Costa, G.G. Da Silveira⁵, 69
5 D. De Jesus Damiao, C. De Oliveira Martins, S. Fonseca De Souza, L.M. Huertas Guativa, H. Malbouisson, 70
6 D. Matos Figueiredo, C. Mora Herrera, L. Mundim, H. Nogima, W.L. Prado Da Silva, A. Santoro, 71
7 A. Sznajder, E.J. Tonelli Manganote⁴, F. Torres Da Silva De Araujo, A. Vilela Pereira 72
8 73

9 *Universidade do Estado do Rio de Janeiro, Rio de Janeiro, Brazil* 74
10 75

11 S. Ahuja^a, C.A. Bernardes^a, S. Dogra^a, T.R. Fernandez Perez Tomei^a, E.M. Gregores^b, P.G. Mercadante^b, 77
12 C.S. Moon^a, S.F. Novaes^a, Sandra S. Padula^a, D. Romero Abad^b, J.C. Ruiz Vargas^a 78
13 79

14 ^a *Universidade Estadual Paulista, São Paulo, Brazil* 80

15 ^b *Universidade Federal do ABC, São Paulo, Brazil* 81

16 A. Aleksandrov, R. Hadjiiska, P. Iaydjiev, M. Rodozov, S. Stoykova, G. Sultanov, M. Vutova 82
17 83

18 *Institute for Nuclear Research and Nuclear Energy, Sofia, Bulgaria* 84
19 85

20 A. Dimitrov, I. Glushkov, L. Litov, B. Pavlov, P. Petkov 86
21 87

22 *University of Sofia, Sofia, Bulgaria* 88
23 89

24 W. Fang⁶ 90
25 91

26 *Beihang University, Beijing, China* 92
27 93

28 M. Ahmad, J.G. Bian, G.M. Chen, H.S. Chen, M. Chen, Y. Chen⁷, T. Cheng, C.H. Jiang, D. Leggat, Z. Liu, 94
29 F. Romeo, M. Ruan, S.M. Shaheen, A. Spiezia, J. Tao, C. Wang, Z. Wang, H. Zhang, J. Zhao 95
30 96

31 *Institute of High Energy Physics, Beijing, China* 97
32 98

33 Y. Ban, G. Chen, Q. Li, S. Liu, Y. Mao, S.J. Qian, D. Wang, Z. Xu 99
34 100

35 *State Key Laboratory of Nuclear Physics and Technology, Peking University, Beijing, China* 101
36 102

37 C. Avila, A. Cabrera, L.F. Chaparro Sierra, C. Florez, J.P. Gomez, C.F. González Hernández, J.D. Ruiz Alvarez, 103
38 J.C. Sanabria 104
39 105

40 *Universidad de Los Andes, Bogota, Colombia* 106
41 107

42 N. Godinovic, D. Lelas, I. Puljak, P.M. Ribeiro Cipriano, T. Sculac 108
43 109

44 *University of Split, Faculty of Electrical Engineering, Mechanical Engineering and Naval Architecture, Split, Croatia* 110
45 111

46 Z. Antunovic, M. Kovac 112
47 113

48 *University of Split, Faculty of Science, Split, Croatia* 114
49 115

50 V. Brigljevic, D. Ferencek, K. Kadija, B. Mesic, T. Susa 116
51 117

52 *Institute Rudjer Boskovic, Zagreb, Croatia* 118
53 119

54 A. Attikis, G. Mavromanolakis, J. Mousa, C. Nicolaou, F. Ptochos, P.A. Razis, H. Rykaczewski, D. Tsiakkouri 120
55 121

56 *University of Cyprus, Nicosia, Cyprus* 122
57 123

58 M. Finger⁸, M. Finger Jr.⁸ 124
59 125

60 *Charles University, Prague, Czech Republic* 126
61 127

62 E. Carrera Jarrin 128
63 129

64 *Universidad San Francisco de Quito, Quito, Ecuador* 130
65 130

1 E. El-khateeb⁹, S. Elgammal¹⁰, A. Mohamed¹¹

2 Academy of Scientific Research and Technology of the Arab Republic of Egypt, Egyptian Network of High Energy Physics, Cairo, Egypt

4 M. Kadastik, L. Perrini, M. Raidal, A. Tiko, C. Veelken

6 National Institute of Chemical Physics and Biophysics, Tallinn, Estonia

9 P. Eerola, J. Pekkanen, M. Voutilainen

11 Department of Physics, University of Helsinki, Helsinki, Finland

12 J. Härkönen, T. Järvinen, V. Karimäki, R. Kinnunen, T. Lampén, K. Lassila-Perini, S. Lehti, T. Lindén,
13 P. Luukka, J. Tuominiemi, E. Tuovinen, L. Wendland

15 Helsinki Institute of Physics, Helsinki, Finland

18 J. Talvitie, T. Tuuva

19 Lappeenranta University of Technology, Lappeenranta, Finland

21 M. Besancon, F. Couderc, M. Dejardin, D. Denegri, B. Fabbro, J.L. Faure, C. Favaro, F. Ferri, S. Ganjour,
22 S. Ghosh, A. Givernaud, P. Gras, G. Hamel de Monchenault, P. Jarry, I. Kucher, E. Locci, M. Machedet,
23 J. Malcles, J. Rander, A. Rosowsky, M. Titov

25 IRFU, CEA, Université Paris-Saclay, Gif-sur-Yvette, France

27 A. Abdulsalam, I. Antropov, S. Baffioni, F. Beaudette, P. Busson, L. Cadamuro, E. Chapon, C. Charlot,
28 O. Davignon, R. Granier de Cassagnac, M. Jo, S. Lisniak, P. Miné, M. Nguyen, C. Ochando, G. Ortona,
29 P. Paganini, P. Pigard, S. Regnard, R. Salerno, Y. Sirois, T. Strebler, Y. Yilmaz, A. Zabi, A. Zghiche

31 Laboratoire Leprince-Ringuet, Ecole Polytechnique, IN2P3-CNRS, Palaiseau, France

33 J.-L. Agram¹², J. Andrea, A. Aubin, D. Bloch, J.-M. Brom, M. Buttignol, E.C. Chabert, N. Chanon, C. Collard,
34 E. Conte¹², X. Coubez, J.-C. Fontaine¹², D. Gelé, U. Goerlach, A.-C. Le Bihan, P. Van Hove

36 Institut Pluridisciplinaire Hubert Curien (IPHC), Université de Strasbourg, CNRS-IN2P3, France

38 S. Gadrat

39 Centre de Calcul de l'Institut National de Physique Nucléaire et de Physique des Particules, CNRS/IN2P3, Villeurbanne, France

41 S. Beauceron, C. Bernet, G. Boudoul, C.A. Carrillo Montoya, R. Chierici, D. Contardo, B. Courbon,
42 P. Depasse, H. El Mamouni, J. Fay, S. Gascon, M. Gouzevitch, G. Grenier, B. Ille, F. Lagarde, I.B. Laktineh,
43 M. Lethuillier, L. Mirabito, A.L. Pequegnot, S. Perries, A. Popov¹³, D. Sabes, V. Sordini, M. Vander Donckt,
44 P. Verdier, S. Viret

46 Université de Lyon, Université Claude Bernard Lyon 1, CNRS-IN2P3, Institut de Physique Nucléaire de Lyon, Villeurbanne, France

48 A. Khvedelidze⁸

49 Georgian Technical University, Tbilisi, Georgia

51 Z. Tsamalaidze⁸

52 Tbilisi State University, Tbilisi, Georgia

54 C. Autermann, S. Beranek, L. Feld, M.K. Kiesel, K. Klein, M. Lipinski, M. Preuten, C. Schomakers, J. Schulz,
55 T. Verlage

56 RWTH Aachen University, I. Physikalisches Institut, Aachen, Germany

58 A. Albert, M. Brodski, E. Dietz-Laursonn, D. Duchardt, M. Endres, M. Erdmann, S. Erdweg, T. Esch,
59 R. Fischer, A. Güth, M. Hamer, T. Hebbeker, C. Heidemann, K. Hoepfner, S. Knutzen, M. Merschmeyer,

1 A. Meyer, P. Millet, S. Mukherjee, M. Olschewski, K. Padeken, T. Pook, M. Radziej, H. Reithler, M. Rieger, 66
 2 F. Scheuch, L. Sonnenschein, D. Teysier, S. Thüer 67

3 RWTH Aachen University, III. Physikalisches Institut A, Aachen, Germany 68
 4 69

5 V. Cherepanov, G. Flügge, B. Kargoll, T. Kress, A. Künsken, J. Lingemann, T. Müller, A. Nehr Korn, 70
 6 A. Nowack, C. Pistone, O. Pooth, A. Stahl¹⁴ 71
 7 72

8 RWTH Aachen University, III. Physikalisches Institut B, Aachen, Germany 73
 9 74

10 M. Aldaya Martin, T. Arndt, C. Asawatrangkuldee, K. Beernaert, O. Behnke, U. Behrens, A.A. Bin Anuar, 75
 11 K. Borras¹⁵, A. Campbell, P. Connor, C. Contreras-Campana, F. Costanza, C. Diez Pardos, G. Dolinska, 76
 12 G. Eckerlin, D. Eckstein, T. Eichhorn, E. Eren, E. Gallo¹⁶, J. Garay Garcia, A. Geiser, A. Gizhko, 77
 13 J.M. Grados Luyando, A. Grohsjean, P. Gunnellini, A. Harb, J. Hauk, M. Hempel¹⁷, H. Jung, 78
 14 A. Kalogeropoulos, O. Karacheban¹⁷, M. Kasemann, J. Keaveney, C. Kleinwort, I. Korol, D. Krücker, 79
 15 W. Lange, A. Lelek, T. Lenz, J. Leonard, K. Lipka, A. Lobanov, W. Lohmann¹⁷, R. Mankel, 80
 16 I.-A. Melzer-Pellmann, A.B. Meyer, G. Mittag, J. Mnich, A. Mussgiller, D. Pitzl, R. Placakyte, A. Raspereza, 81
 17 B. Roland, M.Ö. Sahin, P. Saxena, T. Schoerner-Sadenius, S. Spannagel, N. Stefaniuk, G.P. Van Onsem, 82
 18 R. Walsh, C. Wissing 83
 19 84
 20 85
 21 86

22 Deutsches Elektronen-Synchrotron, Hamburg, Germany 87
 23 88

24 V. Blobel, M. Centis Vignali, A.R. Draeger, T. Dreyer, E. Garutti, D. Gonzalez, J. Haller, M. Hoffmann, 89
 25 A. Junkes, R. Klanner, R. Kogler, N. Kovalchuk, T. Lapsien, I. Marchesini, D. Marconi, M. Meyer, 90
 26 M. Niedziela, D. Nowatschin, F. Pantaleo¹⁴, T. Peiffer, A. Perieanu, C. Scharf, P. Schleper, A. Schmidt, 91
 27 S. Schumann, J. Schwandt, H. Stadie, G. Steinbrück, F.M. Stober, M. Stöver, H. Tholen, D. Troendle, 92
 28 E. Usai, L. Vanelderden, A. Vanhoefer, B. Vormwald 93
 29 94
 30 95

31 University of Hamburg, Hamburg, Germany 96
 32 97

33 M. Akbiyik, C. Barth, S. Baur, C. Baus, J. Berger, E. Butz, R. Caspart, T. Chwalek, F. Colombo, W. De Boer, 98
 34 A. Dierlamm, S. Fink, B. Freund, R. Friese, M. Giffels, A. Gilbert, P. Goldenzweig, D. Haitz, F. Hartmann¹⁴, 99
 35 S.M. Heindl, U. Husemann, I. Katkov¹³, S. Kudella, H. Mildner, M.U. Mozer, Th. Müller, M. Plagge, 100
 36 G. Quast, K. Rabbertz, S. Röcker, F. Roscher, M. Schröder, I. Shvetsov, G. Sieber, H.J. Simonis, R. Ulrich, 101
 37 S. Wayand, M. Weber, T. Weiler, S. Williamson, C. Wöhrmann, R. Wolf 102
 38 103
 39 104

40 Institut für Experimentelle Kernphysik, Karlsruhe, Germany 105
 41 106

42 G. Anagnostou, G. Daskalakis, T. Geralis, V.A. Giakoumopoulou, A. Kyriakis, D. Loukas, I. Topsis-Giotis 107
 43 108

44 Institute of Nuclear and Particle Physics (INPP), NCSR Demokritos, Aghia Paraskevi, Greece 109
 45 110

46 S. Kesisoglou, A. Panagiotou, N. Saoulidou, E. Tziaferi 111
 47 112

48 National and Kapodistrian University of Athens, Athens, Greece 113
 49 114

50 I. Evangelou, G. Flouris, C. Foudas, P. Kokkas, N. Loukas, N. Manthos, I. Papadopoulos, E. Paradis 115
 51 116

52 University of Ioánnina, Ioánnina, Greece 117
 53 118

54 N. Filipovic, G. Pasztor 119
 55 120

56 MTA-ELTE Lendület CMS Particle and Nuclear Physics Group, Eötvös Loránd University, Budapest, Hungary 121
 57 122

58 G. Bencze, C. Hajdu, D. Horvath¹⁸, F. Sikler, V. Veszpremi, G. Vesztergombi¹⁹, A.J. Zsigmond 123
 59 124

60 Wigner Research Centre for Physics, Budapest, Hungary 125
 61 126

62 N. Beni, S. Czellar, J. Karancsi²⁰, A. Makovec, J. Molnar, Z. Szillasi 127
 63 128

64 Institute of Nuclear Research ATOMKI, Debrecen, Hungary 129
 65 130

1 M. Bartók¹⁹, P. Raics, Z.L. Trocsanyi, B. Ujvari

2 *Institute of Physics, University of Debrecen, Hungary*

4 J.R. Komaragiri

5 *Indian Institute of Science (IISc), India*

6 S. Bahinipati²¹, S. Bhowmik²², S. Choudhury²³, P. Mal, K. Mandal, A. Nayak²⁴, D.K. Sahoo²¹, N. Sahoo,
7 S.K. Swain

8 *National Institute of Science Education and Research, Bhubaneswar, India*

9 S. Bansal, S.B. Beri, V. Bhatnagar, R. Chawla, U. Bhawandeep, A.K. Kalsi, A. Kaur, M. Kaur, R. Kumar,
10 P. Kumari, A. Mehta, M. Mittal, J.B. Singh, G. Walia

11 *Panjab University, Chandigarh, India*

12 Ashok Kumar, A. Bhardwaj, B.C. Choudhary, R.B. Garg, S. Keshri, S. Malhotra, M. Naimuddin, K. Ranjan,
13 R. Sharma, V. Sharma

14 *University of Delhi, Delhi, India*

15 R. Bhattacharya, S. Bhattacharya, K. Chatterjee, S. Dey, S. Dutt, S. Dutta, S. Ghosh, N. Majumdar,
16 A. Modak, K. Mondal, S. Mukhopadhyay, S. Nandan, A. Purohit, A. Roy, D. Roy, S. Roy Chowdhury,
17 S. Sarkar, M. Sharan, S. Thakur

18 *Saha Institute of Nuclear Physics, Kolkata, India*

19 P.K. Behera

20 *Indian Institute of Technology Madras, Madras, India*

21 R. Chudasama, D. Dutta, V. Jha, V. Kumar, A.K. Mohanty¹⁴, P.K. Netrakanti, L.M. Pant, P. Shukla, A. Topkar

22 *Bhabha Atomic Research Centre, Mumbai, India*

23 T. Aziz, S. Dugad, G. Kole, B. Mahakud, S. Mitra, G.B. Mohanty, B. Parida, N. Sur, B. Sutar

24 *Tata Institute of Fundamental Research-A, Mumbai, India*

25 S. Banerjee, R.K. Dewanjee, S. Ganguly, M. Guchait, Sa. Jain, S. Kumar, M. Maity²², G. Majumder,
26 K. Mazumdar, T. Sarkar²², N. Wickramage²⁵

27 *Tata Institute of Fundamental Research-B, Mumbai, India*

28 S. Chauhan, S. Dube, V. Hegde, A. Kapoor, K. Kothekar, S. Pandey, A. Rane, S. Sharma

29 *Indian Institute of Science Education and Research (IISER), Pune, India*

30 S. Chenarani²⁶, E. Eskandari Tadavani, S.M. Etesami²⁶, M. Khakzad, M. Mohammadi Najafabadi,
31 M. Naseri, S. Paktinat Mehdiabadi²⁷, F. Rezaei Hosseinabadi, B. Safarzadeh²⁸, M. Zeinali

32 *Institute for Research in Fundamental Sciences (IPM), Tehran, Iran*

33 M. Felcini, M. Grunewald

34 *University College Dublin, Dublin, Ireland*

35 M. Abbrescia^{a,b}, C. Calabria^{a,b}, C. Caputo^{a,b}, A. Colaleo^a, D. Creanza^{a,c}, L. Cristella^{a,b}, N. De Filippis^{a,c},
36 M. De Palma^{a,b}, L. Fiore^a, G. Iaselli^{a,c}, G. Maggi^{a,c}, M. Maggi^a, G. Miniello^{a,b}, S. My^{a,b}, S. Nuzzo^{a,b},

1 A. Pompili ^{a,b}, G. Pugliese ^{a,c}, R. Radogna ^{a,b}, A. Ranieri ^a, G. Selvaggi ^{a,b}, A. Sharma ^a, L. Silvestris ^{a,14},
 2 R. Venditti ^{a,b}, P. Verwilligen ^a

4 ^a INFN Sezione di Bari, Bari, Italy

5 ^b Università di Bari, Bari, Italy

6 ^c Politecnico di Bari, Bari, Italy

7
 8 G. Abbiendi ^a, C. Battilana, D. Bonacorsi ^{a,b}, S. Braibant-Giacomelli ^{a,b}, L. Brigliadori ^{a,b}, R. Campanini ^{a,b},
 9 P. Capiluppi ^{a,b}, A. Castro ^{a,b}, F.R. Cavallo ^a, S.S. Chhibra ^{a,b}, G. Codispoti ^{a,b}, M. Cuffiani ^{a,b},
 10 G.M. Dallavalle ^a, F. Fabbri ^a, A. Fanfani ^{a,b}, D. Fasanella ^{a,b}, P. Giacomelli ^a, C. Grandi ^a, L. Guiducci ^{a,b},
 11 S. Marcellini ^a, G. Masetti ^a, A. Montanari ^a, F.L. Navarria ^{a,b}, A. Perrotta ^a, A.M. Rossi ^{a,b}, T. Rovelli ^{a,b},
 12 G.P. Siroli ^{a,b}, N. Tosi ^{a,b,14}

14 ^a INFN Sezione di Bologna, Bologna, Italy

15 ^b Università di Bologna, Bologna, Italy

17 S. Albergo ^{a,b}, S. Costa ^{a,b}, A. Di Mattia ^a, F. Giordano ^{a,b}, R. Potenza ^{a,b}, A. Tricomi ^{a,b}, C. Tuve ^{a,b}

19 ^a INFN Sezione di Catania, Catania, Italy

20 ^b Università di Catania, Catania, Italy

22 G. Barbagli ^a, V. Ciulli ^{a,b}, C. Civinini ^a, R. D'Alessandro ^{a,b}, E. Focardi ^{a,b}, P. Lenzi ^{a,b}, M. Meschini ^a,
 23 S. Paoletti ^a, L. Russo ^{a,29}, G. Sguazzoni ^a, D. Strom ^a, L. Viliani ^{a,b,14}

25 ^a INFN Sezione di Firenze, Firenze, Italy

26 ^b Università di Firenze, Firenze, Italy

28 L. Benussi, S. Bianco, F. Fabbri, D. Piccolo, F. Primavera ¹⁴

29 INFN Laboratori Nazionali di Frascati, Frascati, Italy

31 V. Calvelli ^{a,b}, F. Ferro ^a, M.R. Monge ^{a,b}, E. Robutti ^a, S. Tosi ^{a,b}

33 ^a INFN Sezione di Genova, Genova, Italy

34 ^b Università di Genova, Genova, Italy

36 L. Brianza ^{a,b,14}, F. Brivio ^{a,b}, V. Ciriolo, M.E. Dinardo ^{a,b}, S. Fiorendi ^{a,b,14}, S. Gennai ^a, A. Ghezzi ^{a,b},
 37 P. Govoni ^{a,b}, M. Malberti ^{a,b}, S. Malvezzi ^a, R.A. Manzoni ^{a,b}, D. Menasce ^a, L. Moroni ^a, M. Paganoni ^{a,b},
 38 D. Pedrini ^a, S. Pigazzini ^{a,b}, S. Ragazzi ^{a,b}, T. Tabarelli de Fatis ^{a,b}

40 ^a INFN Sezione di Milano-Bicocca, Milano, Italy

41 ^b Università di Milano-Bicocca, Milano, Italy

43 S. Buontempo ^a, N. Cavallo ^{a,c}, G. De Nardo, S. Di Guida ^{a,d,14}, M. Esposito ^{a,b}, F. Fabozzi ^{a,c}, F. Fienga ^{a,b},
 44 A.O.M. Iorio ^{a,b}, G. Lanza ^a, L. Lista ^a, S. Meola ^{a,d,14}, P. Paolucci ^{a,14}, C. Sciacca ^{a,b}, F. Thyssen ^a

46 ^a INFN Sezione di Napoli, Napoli, Italy

47 ^b Università di Napoli 'Federico II', Napoli, Italy

48 ^c Università della Basilicata, Potenza, Italy

49 ^d Università G. Marconi, Roma, Italy

51 P. Azzi ^{a,14}, N. Bacchetta ^a, L. Benato ^{a,b}, D. Bisello ^{a,b}, A. Boletti ^{a,b}, R. Carlin ^{a,b},
 52 A. Carvalho Antunes De Oliveira ^{a,b}, P. Checchia ^a, M. Dall'Osso ^{a,b}, P. De Castro Manzano ^a, T. Dorigo ^a,
 53 U. Dosselli ^a, F. Gasparini ^{a,b}, U. Gasparini ^{a,b}, A. Gozzelino ^a, S. Lacaprara ^a, M. Margoni ^{a,b},
 54 A.T. Meneguzzo ^{a,b}, J. Pazzini ^{a,b}, N. Pozzobon ^{a,b}, P. Ronchese ^{a,b}, F. Simonetto ^{a,b}, E. Torassa ^a,
 55 M. Zanetti ^{a,b}, P. Zotto ^{a,b}, G. Zumerle ^{a,b}

57 ^a INFN Sezione di Padova, Padova, Italy

58 ^b Università di Padova, Padova, Italy

59 ^c Università di Trento, Trento, Italy

61 A. Braghieri ^a, F. Fallavollita ^{a,b}, A. Magnani ^{a,b}, P. Montagna ^{a,b}, S.P. Ratti ^{a,b}, V. Re ^a, C. Riccardi ^{a,b},
 62 P. Salvini ^a, I. Vai ^{a,b}, P. Vitulo ^{a,b}

64 ^a INFN Sezione di Pavia, Pavia, Italy

65 ^b Università di Pavia, Pavia, Italy

1 L. Alunni Solestizi ^{a,b}, G.M. Bilei ^a, D. Ciangottini ^{a,b}, L. Fanò ^{a,b}, P. Lariccia ^{a,b}, R. Leonardi ^{a,b},
 2 G. Mantovani ^{a,b}, M. Menichelli ^a, A. Saha ^a, A. Santocchia ^{a,b}

4 ^a INFN Sezione di Perugia, Perugia, Italy

5 ^b Università di Perugia, Perugia, Italy

7 K. Androso ^{a,29}, P. Azzurri ^{a,14}, G. Bagliesi ^a, J. Bernardini ^a, T. Boccali ^a, R. Castaldi ^a, M.A. Ciocci ^{a,29},
 8 R. Dell'Orso ^a, S. Donato ^{a,c}, G. Fedi, A. Giassi ^a, M.T. Grippo ^{a,29}, F. Ligabue ^{a,c}, T. Lomtadze ^a, L. Martini ^{a,b},
 9 A. Messineo ^{a,b}, F. Palla ^a, A. Rizzi ^{a,b}, A. Savoy-Navarro ^{a,30}, P. Spagnolo ^a, R. Tenchini ^a, G. Tonelli ^{a,b},
 10 A. Venturi ^a, P.G. Verdini ^a

12 ^a INFN Sezione di Pisa, Pisa, Italy

13 ^b Università di Pisa, Pisa, Italy

14 ^c Scuola Normale Superiore di Pisa, Pisa, Italy

16 L. Barone ^{a,b}, F. Cavallari ^a, M. Cipriani ^{a,b}, D. Del Re ^{a,b,14}, M. Diemoz ^a, S. Gelli ^{a,b}, E. Longo ^{a,b},
 17 F. Margaroli ^{a,b}, B. Marzocchi ^{a,b}, P. Meridiani ^a, G. Organtini ^{a,b}, R. Paramatti ^a, F. Preiato ^{a,b},
 18 S. Rahatlou ^{a,b}, C. Rovelli ^a, F. Santanastasio ^{a,b}

20 ^a INFN Sezione di Roma, Roma, Italy

21 ^b Università di Roma, Roma, Italy

23 N. Amapane ^{a,b}, R. Arcidiacono ^{a,c,14}, S. Argiro ^{a,b}, M. Arneodo ^{a,c}, N. Bartosik ^a, R. Bellan ^{a,b}, C. Biino ^a,
 24 N. Cartiglia ^a, F. Cenna ^{a,b}, M. Costa ^{a,b}, R. Covarelli ^{a,b}, A. Degano ^{a,b}, N. Demaria ^a, L. Finco ^{a,b}, B. Kiani ^{a,b},
 25 C. Mariotti ^a, S. Maselli ^a, E. Migliore ^{a,b}, V. Monaco ^{a,b}, E. Monteil ^{a,b}, M. Monteno ^a, M.M. Obertino ^{a,b},
 26 L. Pacher ^{a,b}, N. Pastrone ^a, M. Pelliccioni ^a, G.L. Pinna Angioni ^{a,b}, F. Ravera ^{a,b}, A. Romero ^{a,b}, M. Ruspa ^{a,c},
 27 R. Sacchi ^{a,b}, K. Shchelina ^{a,b}, V. Sola ^a, A. Solano ^{a,b}, A. Staiano ^a, P. Traczyk ^{a,b}

30 ^a INFN Sezione di Torino, Torino, Italy

31 ^b Università di Torino, Torino, Italy

32 ^c Università del Piemonte Orientale, Novara, Italy

33 S. Belforte ^a, M. Casarsa ^a, F. Cossutti ^a, G. Della Ricca ^{a,b}, A. Zanetti ^a

35 ^a INFN Sezione di Trieste, Trieste, Italy

36 ^b Università di Trieste, Trieste, Italy

38 D.H. Kim, G.N. Kim, M.S. Kim, S. Lee, S.W. Lee, Y.D. Oh, S. Sekmen, D.C. Son, Y.C. Yang

40 *Kyungpook National University, Daegu, Republic of Korea*

42 A. Lee

44 *Chonbuk National University, Jeonju, Republic of Korea*

46 H. Kim

48 *Chonnam National University, Institute for Universe and Elementary Particles, Kwangju, Republic of Korea*

49 J.A. Brochero Cifuentes, T.J. Kim

51 *Hanyang University, Seoul, Republic of Korea*

53 S. Cho, S. Choi, Y. Go, D. Gyun, S. Ha, B. Hong, Y. Jo, Y. Kim, K. Lee, K.S. Lee, S. Lee, J. Lim, S.K. Park, Y. Roh

55 *Korea University, Seoul, Republic of Korea*

57 J. Almond, J. Kim, H. Lee, S.B. Oh, B.C. Radburn-Smith, S.h. Seo, U.K. Yang, H.D. Yoo, G.B. Yu

59 *Seoul National University, Seoul, Republic of Korea*

61 M. Choi, H. Kim, J.H. Kim, J.S.H. Lee, I.C. Park, G. Ryu, M.S. Ryu

63 *University of Seoul, Seoul, Republic of Korea*

1 Y. Choi, J. Goh, C. Hwang, J. Lee, I. Yu

2 *Sungkyunkwan University, Suwon, Republic of Korea*

4 V. Dudenas, A. Juodagalvis, J. Vaitkus

6 *Vilnius University, Vilnius, Lithuania*

8 I. Ahmed, Z.A. Ibrahim, M.A.B. Md Ali³¹, F. Mohamad Idris³², W.A.T. Wan Abdullah, M.N. Yusli,
9 Z. Zolkapli

11 *National Centre for Particle Physics, Universiti Malaya, Kuala Lumpur, Malaysia*

13 H. Castilla-Valdez, E. De La Cruz-Burelo, I. Heredia-De La Cruz³³, A. Hernandez-Almada,
14 R. Lopez-Fernandez, R. Magaña Villalba, J. Mejia Guisao, A. Sanchez-Hernandez

16 *Centro de Investigacion y de Estudios Avanzados del IPN, Mexico City, Mexico*

18 S. Carrillo Moreno, C. Oropeza Barrera, F. Vazquez Valencia

20 *Universidad Iberoamericana, Mexico City, Mexico*

22 S. Carpitneyro, I. Pedraza, H.A. Salazar Ibarquen, C. Uribe Estrada

24 *Benemerita Universidad Autonoma de Puebla, Puebla, Mexico*

26 A. Morelos Pineda

28 *Universidad Autónoma de San Luis Potosí, San Luis Potosí, Mexico*

30 D. Krofcheck

32 *University of Auckland, Auckland, New Zealand*

34 P.H. Butler

36 *University of Canterbury, Christchurch, New Zealand*

38 A. Ahmad, M. Ahmad, Q. Hassan, H.R. Hoorani, W.A. Khan, A. Saddique, M.A. Shah, M. Shoaib, M. Waqas

39 *National Centre for Physics, Quaid-I-Azam University, Islamabad, Pakistan*

41 H. Bialkowska, M. Bluj, B. Boimska, T. Frueboes, M. Górski, M. Kazana, K. Nawrocki,
42 K. Romanowska-Rybinska, M. Szleper, P. Zalewski

44 *National Centre for Nuclear Research, Swierk, Poland*

46 K. Bunkowski, A. Byszuk³⁴, K. Doroba, A. Kalinowski, M. Konecki, J. Krolikowski, M. Misiura,
47 M. Olszewski, M. Walczak

49 *Institute of Experimental Physics, Faculty of Physics, University of Warsaw, Warsaw, Poland*

51 P. Bargassa, C. Beirão Da Cruz E Silva, B. Calpas, A. Di Francesco, P. Faccioli, P.G. Ferreira Parracho,
52 M. Gallinaro, J. Hollar, N. Leonardo, L. Lloret Iglesias, M.V. Nemallapudi, J. Rodrigues Antunes, J. Seixas,
53 O. Toldaiev, D. Vadrucio, J. Varela, P. Vischia

56 *Laboratório de Instrumentação e Física Experimental de Partículas, Lisboa, Portugal*

58 S. Afanasiev, P. Bunin, I. Golutvin, I. Gorbunov, A. Kamenev, V. Karjavin, A. Lanev, A. Malakhov,
59 V. Matveev^{35,36}, V. Palichik, V. Perelygin, M. Savina, S. Shmatov, S. Shulha, N. Skatchkov, V. Smirnov,
60 N. Voytishin, A. Zarubin

62 *Joint Institute for Nuclear Research, Dubna, Russia*

1 L. Chtchipounov, V. Golovtsov, Y. Ivanov, V. Kim³⁷, E. Kuznetsova³⁸, V. Murzin, V. Oreshkin, V. Sulimov, 66
 2 A. Vorobyev 67

3 *Petersburg Nuclear Physics Institute, Gatchina (St. Petersburg), Russia* 68
 4 69

5 70
 6 Yu. Andreev, A. Dermenev, S. Gninenko, N. Golubev, A. Karneyeu, M. Kirsanov, N. Krasnikov, 71
 7 A. Pashenkov, D. Tlisov, A. Toropin 72

8 *Institute for Nuclear Research, Moscow, Russia* 73
 9 74

10 V. Epshteyn, V. Gavrillov, N. Lychkovskaya, V. Popov, I. Pozdnyakov, G. Safronov, A. Spiridonov, M. Toms, 75
 11 E. Vlasov, A. Zhokin 76
 12 77

13 *Institute for Theoretical and Experimental Physics, Moscow, Russia* 78
 14 79

15 80
 16 T. Aushev, A. Bylinkin³⁶ 81

17 *Moscow Institute of Physics and Technology, Moscow, Russia* 82
 18 83

19 84
 20 M. Chadeeva³⁹, O. Markin, E. Tarkovskii 85

21 *National Research Nuclear University 'Moscow Engineering Physics Institute' (MEPhI), Moscow, Russia* 86
 22 87

23 88
 24 V. Andreev, M. Azarkin³⁶, I. Dremin³⁶, M. Kirakosyan, A. Leonidov³⁶, A. Terkulov 89

25 *P.N. Lebedev Physical Institute, Moscow, Russia* 90
 26 91

27 92
 28 A. Baskakov, A. Belyaev, E. Boos, V. Bunichev, M. Dubinin⁴⁰, L. Dudko, A. Gribushin, V. Klyukhin, 93
 29 O. Kodolova, I. Lokhtin, I. Miagkov, S. Obraztsov, S. Petrushanko, V. Savrin, A. Snigirev 94

30 *Skobeltsyn Institute of Nuclear Physics, Lomonosov Moscow State University, Moscow, Russia* 95
 31 96

32 97
 33 V. Blinov⁴¹, Y. Skovpen⁴¹, D. Shtol⁴¹ 98

34 *Novosibirsk State University (NSU), Novosibirsk, Russia* 99
 35 100

36 101
 37 I. Azhgirey, I. Bayshev, S. Bitioukov, D. Elumakhov, V. Kachanov, A. Kalinin, D. Konstantinov, 102
 38 V. Krychkin, V. Petrov, R. Ryutin, A. Sobol, S. Troshin, N. Tyurin, A. Uzunian, A. Volkov 103

39 *State Research Center of Russian Federation, Institute for High Energy Physics, Protvino, Russia* 104
 40 105

41 106
 42 P. Adzic⁴², P. Cirkovic, D. Devetak, M. Dordevic, J. Milosevic, V. Rekovic 107

43 *University of Belgrade, Faculty of Physics and Vinca Institute of Nuclear Sciences, Belgrade, Serbia* 108
 44 109

45 110
 46 J. Alcaraz Maestre, M. Barrio Luna, E. Calvo, M. Cerrada, M. Chamizo Llatas, N. Colino, B. De La Cruz, 111
 47 A. Delgado Peris, A. Escalante Del Valle, C. Fernandez Bedoya, J.P. Fernández Ramos, J. Flix, M.C. Fouz, 112
 48 P. Garcia-Abia, O. Gonzalez Lopez, S. Goy Lopez, J.M. Hernandez, M.I. Josa, E. Navarro De Martino, 113
 49 A. Pérez-Calero Yzquierdo, J. Puerta Pelayo, A. Quintario Olmeda, I. Redondo, L. Romero, M.S. Soares 114

50 *Centro de Investigaciones Energéticas Medioambientales y Tecnológicas (CIEMAT), Madrid, Spain* 115
 51 116

52 117
 53 J.F. de Trocóniz, M. Missiroli, D. Moran 118

54 *Universidad Autónoma de Madrid, Madrid, Spain* 119
 55 120

56 121
 57 J. Cuevas, J. Fernandez Menendez, I. Gonzalez Caballero, J.R. González Fernández, E. Palencia Cortezon, 122
 58 S. Sanchez Cruz, I. Suárez Andrés, J.M. Vizán Garcia 123

59 *Universidad de Oviedo, Oviedo, Spain* 124
 60 125

61 126
 62 I.J. Cabrillo, A. Calderon, E. Curras, M. Fernandez, J. Garcia-Ferrero, G. Gomez, A. Lopez Virto, J. Marco, 127
 63 C. Martinez Rivero, F. Matorras, J. Piedra Gomez, T. Rodrigo, A. Ruiz-Jimeno, L. Scodellaro, N. Trevisani, 128
 64 129

65 130

1 I. Vila, R. Vilar Cortabitarte

2 *Instituto de Física de Cantabria (IFCA), CSIC-Universidad de Cantabria, Santander, Spain*

3
4 D. Abbaneo, E. Auffray, G. Auzinger, P. Baillon, A.H. Ball, D. Barney, P. Bloch, A. Bocci, C. Botta,
5 T. Camporesi, R. Castello, M. Cepeda, G. Cerminara, Y. Chen, D. d'Enterria, A. Dabrowski, V. Daponte,
6 A. David, M. De Gruttola, A. De Roeck, E. Di Marco⁴³, M. Dobson, B. Dorney, T. du Pree, D. Duggan,
7 M. Dünser, N. Dupont, A. Elliott-Peisert, P. Everaerts, S. Fartoukh, G. Franzoni, J. Fulcher, W. Funk, D. Gigi,
8 K. Gill, M. Girone, F. Glege, D. Gulhan, S. Gundacker, M. Guthoff, P. Harris, J. Hegeman, V. Innocente,
9 P. Janot, J. Kieseler, H. Kirschenmann, V. Knünz, A. Kornmayer¹⁴, M.J. Kortelainen, K. Kousouris,
10 M. Krammer¹, C. Lange, P. Lecoq, C. Lourenço, M.T. Lucchini, L. Malgeri, M. Mannelli, A. Martelli,
11 F. Meijers, J.A. Merlin, S. Mersi, E. Meschi, P. Milenovic⁴⁴, F. Moortgat, S. Morovic, M. Mulders,
12 H. Neugebauer, S. Orfanelli, L. Orsini, L. Pape, E. Perez, M. Peruzzi, A. Petrilli, G. Petrucciani, A. Pfeiffer,
13 M. Pierini, A. Racz, T. Reis, G. Rolandi⁴⁵, M. Rovere, H. Sakulin, J.B. Sauvan, C. Schäfer, C. Schwick,
14 M. Seidel, A. Sharma, P. Silva, P. Sphicas⁴⁶, J. Steggemann, M. Stoye, Y. Takahashi, M. Tosi, D. Treille,
15 A. Triossi, A. Tsirou, V. Veckalns⁴⁷, G.I. Veres¹⁹, M. Verweij, N. Wardle, H.K. Wöhri, A. Zagozdinska³⁴,
16 W.D. Zeuner

17
18
19
20
21 *CERN, European Organization for Nuclear Research, Geneva, Switzerland*

22
23 W. Bertl, K. Deiters, W. Erdmann, R. Horisberger, Q. Ingram, H.C. Kaestli, D. Kotlinski, U. Langenegger,
24 T. Rohe, S.A. Wiederkehr

25
26 *Paul Scherrer Institut, Villigen, Switzerland*

27
28 F. Bachmair, L. Bäni, L. Bianchini, B. Casal, G. Dissertori, M. Dittmar, M. Donegà, C. Grab, C. Heidegger,
29 D. Hits, J. Hoss, G. Kasieczka, W. Lustermann, B. Mangano, M. Marionneau, P. Martinez Ruiz del Arbol,
30 M. Masciovecchio, M.T. Meinhard, D. Meister, F. Micheli, P. Musella, F. Nessi-Tedaldi, F. Pandolfi, J. Pata,
31 F. Pauss, G. Perrin, L. Perrozzi, M. Quittnat, M. Rossini, M. Schönenberger, A. Starodumov⁴⁸,
32 V.R. Tavolaro, K. Theofilatos, R. Wallny

33
34
35 *Institute for Particle Physics, ETH Zurich, Zurich, Switzerland*

36
37 T.K. Aarrestad, C. AMSler⁴⁹, L. Caminada, M.F. Canelli, A. De Cosa, C. Galloni, A. Hinzmann, T. Hreus,
38 B. Kilminster, J. Ngadiuba, D. Pinna, G. Rauco, P. Robmann, D. Salerno, C. Seitz, Y. Yang, A. Zucchetta

39
40 *Universität Zürich, Zurich, Switzerland*

41
42 V. Candelise, T.H. Doan, Sh. Jain, R. Khurana, M. Konyushikhin, C.M. Kuo, W. Lin, A. Pozdnyakov, S.S. Yu

43
44 *National Central University, Chung-Li, Taiwan*

45
46 Arun Kumar, P. Chang, Y.H. Chang, Y. Chao, K.F. Chen, P.H. Chen, F. Fiori, W.-S. Hou, Y. Hsiung, Y.F. Liu,
47 R.-S. Lu, M. Miñano Moya, E. Paganis, A. Psallidas, J.f. Tsai

48
49 *National Taiwan University (NTU), Taipei, Taiwan*

50
51 B. Asavapibhop, G. Singh, N. Srimanobhas, N. Suwonjandee

52
53 *Chulalongkorn University, Faculty of Science, Department of Physics, Bangkok, Thailand*

54
55 A. Adiguzel, S. Cerci⁵⁰, S. Damarseckin, Z.S. Demiroglu, C. Dozen, I. Dumanoglu, S. Girgis, G. Gokbulut,
56 Y. Guler, I. Hos⁵¹, E.E. Kangal⁵², O. Kara, A. Kayis Topaksu, U. Kiminsu, M. Oglakci, G. Onengut⁵³,
57 K. Ozdemir⁵⁴, D. Sunar Cerci⁵⁰, B. Tali⁵⁰, S. Turkcapar, I.S. Zorbakir, C. Zorbilmez

58
59 *Cukurova University – Physics Department, Science and Art Faculty, Turkey*

60
61 B. Bilin, S. Bilmis, B. Isildak⁵⁵, G. Karapinar⁵⁶, M. Yalvac, M. Zeyrek

62
63 *Middle East Technical University, Physics Department, Ankara, Turkey*

1 E. Gülmez, M. Kaya⁵⁷, O. Kaya⁵⁸, E.A. Yetkin⁵⁹, T. Yetkin⁶⁰ 66

2 *Bogazici University, Istanbul, Turkey* 67

3 4 A. Cakir, K. Cankocak, S. Sen⁶¹ 68

5 6 *Istanbul Technical University, Istanbul, Turkey* 69

7 8 B. Grynyov 70

9 10 *Institute for Scintillation Materials of National Academy of Science of Ukraine, Kharkov, Ukraine* 71

11 12 L. Levchuk, P. Sorokin 72

13 14 *National Scientific Center, Kharkov Institute of Physics and Technology, Kharkov, Ukraine* 73

15 16 R. Aggleton, F. Ball, L. Beck, J.J. Brooke, D. Burns, E. Clement, D. Cussans, H. Flacher, J. Goldstein, 74

17 M. Grimes, G.P. Heath, H.F. Heath, J. Jacob, L. Kreczko, C. Lucas, D.M. Newbold⁶², S. Paramesvaran, 75

18 A. Poll, T. Sakuma, S. Seif El Nasr-storey, D. Smith, V.J. Smith 76

19 20 *University of Bristol, Bristol, United Kingdom* 77

21 22 K.W. Bell, A. Belyaev⁶³, C. Brew, R.M. Brown, L. Calligaris, D. Cieri, D.J.A. Cockerill, J.A. Coughlan, 78

23 K. Harder, S. Harper, E. Olaiya, D. Petyt, C.H. Shepherd-Themistocleous, A. Thea, I.R. Tomalin, T. Williams 79

24 25 *Rutherford Appleton Laboratory, Didcot, United Kingdom* 80

26 27 M. Baber, R. Bainbridge, O. Buchmuller, A. Bundock, D. Burton, S. Casasso, M. Citron, D. Colling, L. Corpe, 81

28 P. Dauncey, G. Davies, A. De Wit, M. Della Negra, R. Di Maria, P. Dunne, A. Elwood, D. Futyan, Y. Haddad, 82

29 G. Hall, G. Iles, T. James, R. Lane, C. Laner, R. Lucas⁶², L. Lyons, A.-M. Magnan, S. Malik, L. Mastrolorenzo, 83

30 J. Nash, A. Nikitenko⁴⁸, J. Pela, B. Penning, M. Pesaresi, D.M. Raymond, A. Richards, A. Rose, E. Scott, 84

31 C. Seez, S. Summers, A. Tapper, K. Uchida, M. Vazquez Acosta⁶⁴, T. Virdee¹⁴, J. Wright, S.C. Zenz 85

32 33 *Imperial College, London, United Kingdom* 86

34 35 J.E. Cole, P.R. Hobson, A. Khan, P. Kyberd, I.D. Reid, P. Symonds, L. Teodorescu, M. Turner 87

36 37 *Brunel University, Uxbridge, United Kingdom* 88

38 39 A. Borzou, K. Call, J. Dittmann, K. Hatakeyama, H. Liu, N. Pastika 89

40 41 *Baylor University, Waco, USA* 90

42 43 R. Bartek, A. Dominguez 91

44 45 *Catholic University of America, USA* 92

46 47 A. Buccilli, S.I. Cooper, C. Henderson, P. Rumerio, C. West 93

48 49 *The University of Alabama, Tuscaloosa, USA* 94

50 51 D. Arcaro, A. Avetisyan, T. Bose, D. Gastler, D. Rankin, C. Richardson, J. Rohlf, L. Sulak, D. Zou 95

52 53 *Boston University, Boston, USA* 96

54 55 G. Benelli, D. Cutts, A. Garabedian, J. Hakala, U. Heintz, J.M. Hogan, O. Jesus, K.H.M. Kwok, E. Laird, 97

56 G. Landsberg, Z. Mao, M. Narain, S. Piperov, S. Sagir, E. Spencer, R. Syarif 98

57 58 *Brown University, Providence, USA* 99

59 60 R. Breedon, D. Burns, M. Calderon De La Barca Sanchez, S. Chauhan, M. Chertok, J. Conway, R. Conway, 100

61 P.T. Cox, R. Erbacher, C. Flores, G. Funk, M. Gardner, W. Ko, R. Lander, C. Mclean, M. Mulhearn, D. Pellett, 101

62 J. Pilot, S. Shalhout, M. Shi, J. Smith, M. Squires, D. Stolp, K. Tos, M. Tripathi 102

63 64 *University of California, Davis, Davis, USA* 103

1 M. Bachtis, C. Bravo, R. Cousins, A. Dasgupta, A. Florent, J. Hauser, M. Ignatenko, N. Mccoll, D. Saltzberg, 66
 2 C. Schnaible, V. Valuev, M. Weber 67

3 *University of California, Los Angeles, USA* 68
 4 69

5 E. Bouvier, K. Burt, R. Clare, J. Ellison, J.W. Gary, S.M.A. Ghiasi Shirazi, G. Hanson, J. Heilman, P. Jandir, 70
 6 E. Kennedy, F. Lacroix, O.R. Long, M. Olmedo Negrete, M.I. Paneva, A. Shrinivas, W. Si, H. Wei, 71
 7 S. Wimpenny, B.R. Yates 72
 8 73

9 *University of California, Riverside, Riverside, USA* 74
 10 75
 11 76

12 J.G. Branson, G.B. Cerati, S. Cittolin, M. Derdzinski, R. Gerosa, A. Holzner, D. Klein, V. Krutelyov, J. Letts, 77
 13 I. Macneill, D. Olivito, S. Padhi, M. Pieri, M. Sani, V. Sharma, S. Simon, M. Tadel, A. Vartak, 78
 14 S. Wasserbaech⁶⁵, C. Welke, J. Wood, F. Würthwein, A. Yagil, G. Zevi Della Porta 79
 15 80

16 *University of California, San Diego, La Jolla, USA* 81
 17 82

18 N. Amin, R. Bhandari, J. Bradmiller-Feld, C. Campagnari, A. Dishaw, V. Dutta, M. Franco Sevilla, C. George, 83
 19 F. Golf, L. Gouskos, J. Gran, R. Heller, J. Incandela, S.D. Mullin, A. Ovcharova, H. Qu, J. Richman, D. Stuart, 84
 20 I. Suarez, J. Yoo 85
 21 86

22 *University of California, Santa Barbara – Department of Physics, Santa Barbara, USA* 87
 23 88

24 D. Anderson, J. Bendavid, A. Bornheim, J. Bunn, J. Duarte, J.M. Lawhorn, A. Mott, H.B. Newman, C. Pena, 89
 25 M. Spiropulu, J.R. Vlimant, S. Xie, R.Y. Zhu 90
 26 91

27 *California Institute of Technology, Pasadena, USA* 92
 28 93

29 M.B. Andrews, T. Ferguson, M. Paulini, J. Russ, M. Sun, H. Vogel, I. Vorobiev, M. Weinberg 94
 30 95

31 *Carnegie Mellon University, Pittsburgh, USA* 96
 32 97

33 J.P. Cumalat, W.T. Ford, F. Jensen, A. Johnson, M. Krohn, S. Leontsinis, T. Mulholland, K. Stenson, 98
 34 S.R. Wagner 99
 35 100

36 *University of Colorado Boulder, Boulder, USA* 101
 37 102

38 J. Alexander, J. Chaves, J. Chu, S. Dittmer, K. Mcdermott, N. Mirman, G. Nicolas Kaufman, J.R. Patterson, 103
 39 A. Rinkevicius, A. Ryd, L. Skinnari, L. Soffi, S.M. Tan, Z. Tao, J. Thom, J. Tucker, P. Wittich, M. Zientek 104
 40 105

41 *Cornell University, Ithaca, USA* 106
 42 107

43 D. Winn 108
 44 109

45 *Fairfield University, Fairfield, USA* 110
 46 111

47 S. Abdullin, M. Albrow, G. Apollinari, A. Apresyan, S. Banerjee, L.A.T. Bauerdick, A. Beretvas, J. Berryhill, 112
 48 P.C. Bhat, G. Bolla, K. Burkett, J.N. Butler, H.W.K. Cheung, F. Chlebana, S. Cihangir[†], M. Cremonesi, 113
 49 V.D. Elvira, I. Fisk, J. Freeman, E. Gottschalk, L. Gray, D. Green, S. Grünendahl, O. Gutsche, D. Hare, 114
 50 R.M. Harris, S. Hasegawa, J. Hirschauer, Z. Hu, B. Jayatilaka, S. Jindariani, M. Johnson, U. Joshi, B. Klima, 115
 51 B. Kreis, S. Lammel, J. Linacre, D. Lincoln, R. Lipton, M. Liu, T. Liu, R. Lopes De Sá, J. Lykken, K. Maeshima, 116
 52 N. Magini, J.M. Marraffino, S. Maruyama, D. Mason, P. McBride, P. Merkel, S. Mrenna, S. Nahn, V. O'Dell, 117
 53 K. Pedro, O. Prokofyev, G. Rakness, L. Ristori, E. Sexton-Kennedy, A. Soha, W.J. Spalding, L. Spiegel, 118
 54 S. Stoynev, J. Strait, N. Strobbe, L. Taylor, S. Tkaczyk, N.V. Tran, L. Uplegger, E.W. Vaandering, C. Vernieri, 119
 55 M. Verzocchi, R. Vidal, M. Wang, H.A. Weber, A. Whitbeck, Y. Wu 120
 56 121
 57 122
 58 123

59 *Fermi National Accelerator Laboratory, Batavia, USA* 124
 60 125

61 D. Acosta, P. Avery, P. Bortignon, D. Bourilkov, A. Brinkerhoff, A. Carnes, M. Carver, D. Curry, S. Das, 126
 62 R.D. Field, I.K. Furic, J. Konigsberg, A. Korytov, J.F. Low, P. Ma, K. Matchev, H. Mei, G. Mitselmakher, 127
 63 128
 64 129
 65 130

1 D. Rank, L. Shchutska, D. Sperka, L. Thomas, J. Wang, S. Wang, J. Yelton 66

2 *University of Florida, Gainesville, USA* 67

3 4 S. Linn, P. Markowitz, G. Martinez, J.L. Rodriguez 68

5 6 *Florida International University, Miami, USA* 69

7 8 A. Ackert, T. Adams, A. Askew, S. Bein, S. Hagopian, V. Hagopian, K.F. Johnson, T. Kolberg, H. Prosper, 73

9 10 A. Santra, R. Yohay 74

11 12 *Florida State University, Tallahassee, USA* 75

13 14 M.M. Baarmand, V. Bhopatkar, S. Colafranceschi, M. Hohlmann, D. Noonan, T. Roy, F. Yumiceva 76

15 16 *Florida Institute of Technology, Melbourne, USA* 77

17 18 M.R. Adams, L. Apanasevich, D. Berry, R.R. Betts, I. Bucinskaite, R. Cavanaugh, O. Evdokimov, L. Gauthier, 78

19 20 C.E. Gerber, D.J. Hofman, K. Jung, I.D. Sandoval Gonzalez, N. Varelas, H. Wang, Z. Wu, M. Zakaria, J. Zhang 79

21 22 *University of Illinois at Chicago (UIC), Chicago, USA* 80

23 24 B. Bilki⁶⁶, W. Clarida, K. Dilsiz, S. Durgut, R.P. Gandrajula, M. Haytmyradov, V. Khristenko, J.-P. Merlo, 81

25 26 H. Mermerkaya⁶⁷, A. Mestvirishvili, A. Moeller, J. Nachtman, H. Ogul, Y. Onel, F. Ozok⁶⁸, A. Penzo, 82

27 28 C. Snyder, E. Tiras, J. Wetzel, K. Yi 83

29 30 B. Blumenfeld, A. Cocoros, N. Eminizer, D. Fehling, L. Feng, A.V. Gritsan, P. Maksimovic, J. Roskes, 84

31 32 *Johns Hopkins University, Baltimore, USA* 85

33 34 A. Al-bataineh, P. Baringer, A. Bean, S. Boren, J. Bowen, J. Castle, L. Forthomme, R.P. Kenny III, S. Khalil, 86

35 36 A. Kropivnitskaya, D. Majumder, W. Mcbrayer, M. Murray, S. Sanders, R. Stringer, J.D. Tapia Takaki, 87

37 38 Q. Wang 88

39 40 A. Ivanov, K. Kaadze, Y. Maravin, A. Mohammadi, L.K. Saini, N. Skhirtladze, S. Toda 89

41 42 *Kansas State University, Manhattan, USA* 90

43 44 F. Rebassoo, D. Wright 91

45 46 *Lawrence Livermore National Laboratory, Livermore, USA* 92

47 48 C. Anelli, A. Baden, O. Baron, A. Belloni, B. Calvert, S.C. Eno, C. Ferraioli, J.A. Gomez, N.J. Hadley, S. Jabeen, 93

49 50 G.Y. Jeng, R.G. Kellogg, J. Kunkle, A.C. Mignerey, F. Ricci-Tam, Y.H. Shin, A. Skuja, M.B. Tonjes, S.C. Tonwar 94

51 52 *University of Maryland, College Park, USA* 95

53 54 D. Abercrombie, B. Allen, A. Apyan, V. Azzolini, R. Barbieri, A. Baty, R. Bi, K. Bierwagen, S. Brandt, 96

55 56 W. Busza, I.A. Cali, M. D'Alfonso, Z. Demiragli, G. Gomez Ceballos, M. Goncharov, D. Hsu, Y. Iiyama, 97

57 58 G.M. Innocenti, M. Klute, D. Kovalskyi, K. Krajczar, Y.S. Lai, Y.-J. Lee, A. Levin, P.D. Luckey, B. Maier, 98

59 60 A.C. Benvenuti, R.M. Chatterjee, A. Evans, P. Hansen, S. Kalafut, S.C. Kao, Y. Kubota, Z. Lesko, J. Mans, 99

61 62 S. Nourbakhsh, N. Ruckstuhl, R. Rusack, N. Tambe, J. Turkewitz 100

63 64 *University of Minnesota, Minneapolis, USA* 101

1 J.G. Acosta, S. Oliveros

2 *University of Mississippi, Oxford, USA*

3
4 E. Avdeeva, K. Bloom, D.R. Claes, C. Fangmeier, R. Gonzalez Suarez, R. Kamalieddin, I. Kravchenko,
5 A. Malta Rodrigues, J. Monroy, J.E. Siado, G.R. Snow, B. Stieger

6
7 *University of Nebraska-Lincoln, Lincoln, USA*

8
9 M. Alyari, J. Dolen, A. Godshalk, C. Harrington, I. Iashvili, J. Kaisen, D. Nguyen, A. Parker, S. Rappoccio,
10 B. Roozbahani

11
12 *State University of New York at Buffalo, Buffalo, USA*

13
14 G. Alverson, E. Barberis, A. Hortiangtham, A. Massironi, D.M. Morse, D. Nash, T. Orimoto,
15 R. Teixeira De Lima, D. Trocino, R.-J. Wang, D. Wood

16
17 *Northeastern University, Boston, USA*

18
19 S. Bhattacharya, O. Charaf, K.A. Hahn, A. Kumar, N. Mucia, N. Odell, B. Pollack, M.H. Schmitt, K. Sung,
20 M. Trovato, M. Velasco

21
22 *Northwestern University, Evanston, USA*

23
24 N. Dev, M. Hildreth, K. Hurtado Anampa, C. Jessop, D.J. Karmgard, N. Kellams, K. Lannon, N. Marinelli,
25 F. Meng, C. Mueller, Y. Musienko³⁵, M. Planer, A. Reinsvold, R. Ruchti, N. Rupprecht, G. Smith, S. Taroni,
26 M. Wayne, M. Wolf, A. Woodard

27
28 *University of Notre Dame, Notre Dame, USA*

29
30 J. Alimena, L. Antonelli, B. Bylsma, L.S. Durkin, S. Flowers, B. Francis, A. Hart, C. Hill, R. Hughes, W. Ji,
31 B. Liu, W. Luo, D. Puigh, B.L. Winer, H.W. Wulsin

32
33 *The Ohio State University, Columbus, USA*

34
35 S. Cooperstein, O. Driga, P. Elmer, J. Hardenbrook, P. Hebda, D. Lange, J. Luo, D. Marlow, T. Medvedeva,
36 K. Mei, I. Ojalvo, J. Olsen, C. Palmer, P. Piroué, D. Stickland, A. Svyatkovskiy, C. Tully

37
38 *Princeton University, Princeton, USA*

39
40 S. Malik

41
42 *University of Puerto Rico, Mayaguez, USA*

43
44 A. Barker, V.E. Barnes, S. Folgueras, L. Gutay, M.K. Jha, M. Jones, A.W. Jung, A. Khatiwada, D.H. Miller,
45 N. Neumeister, J.F. Schulte, X. Shi, J. Sun, F. Wang, W. Xie

46
47 *Purdue University, West Lafayette, USA*

48
49 N. Parashar, J. Stupak

50
51 *Purdue University Calumet, Hammond, USA*

52
53 A. Adair, B. Akgun, Z. Chen, K.M. Ecklund, F.J.M. Geurts, M. Guilbaud, W. Li, B. Michlin, M. Northup,
54 B.P. Padley, J. Roberts, J. Rorie, Z. Tu, J. Zabel

55
56 *Rice University, Houston, USA*

57
58 B. Betchart, A. Bodek, P. de Barbaro, R. Demina, Y.t. Duh, T. Ferbel, M. Galanti, A. Garcia-Bellido, J. Han,
59 O. Hindrichs, A. Khukhunaishvili, K.H. Lo, P. Tan, M. Verzetti

60
61 *University of Rochester, Rochester, USA*

62
63

64
65

66
67
68
69
70
71
72
73
74
75
76
77
78
79
80
81
82
83
84
85
86
87
88
89
90
91
92
93
94
95
96
97
98
99
100
101
102
103
104
105
106
107
108
109
110
111
112
113
114
115
116
117
118
119
120
121
122
123
124
125
126
127
128
129
130

1 A. Agapitos, J.P. Chou, Y. Gershtein, T.A. Gómez Espinosa, E. Halkiadakis, M. Heindl, E. Hughes, S. Kaplan, 66
 2 R. Kunnawalkam Elayavalli, S. Kyriacou, A. Lath, K. Nash, M. Osherson, H. Saka, S. Salur, S. Schnetzer, 67
 3 D. Sheffield, S. Somalwar, R. Stone, S. Thomas, P. Thomassen, M. Walker 68
 4 69

5 *Rutgers, The State University of New Jersey, Piscataway, USA* 70
 6 71

7 A.G. Delannoy, M. Foerster, J. Heideman, G. Riley, K. Rose, S. Spanier, K. Thapa 72
 8 73

9 *University of Tennessee, Knoxville, USA* 74
 10 75

11 O. Bouhali⁶⁹, A. Celik, M. Dalchenko, M. De Mattia, A. Delgado, S. Dildick, R. Eusebi, J. Gilmore, T. Huang, 76
 12 E. Juska, T. Kamon⁷⁰, R. Mueller, Y. Pakhotin, R. Patel, A. Perloff, L. Perniè, D. Rathjens, A. Safonov, 77
 13 A. Tatarinov, K.A. Ulmer 78
 14 79

15 *Texas A&M University, College Station, USA* 80
 16 81

17 N. Akchurin, C. Cowden, J. Damgov, F. De Guio, C. Dragoiu, P.R. Duderø, J. Faulkner, E. Gурpinar, 82
 18 S. Kunori, K. Lamichhane, S.W. Lee, T. Libeiro, T. Peltola, S. Undleeb, I. Volobouev, Z. Wang 83
 19 84

20 *Texas Tech University, Lubbock, USA* 85
 21 86

22 S. Greene, A. Gurrola, R. Janjam, W. Johns, C. Maguire, A. Melo, H. Ni, P. Sheldon, S. Tuo, J. Velkovska, 87
 23 Q. Xu 88
 24 89

25 *Vanderbilt University, Nashville, USA* 90
 26 91

27 M.W. Arenton, P. Barria, B. Cox, J. Goodell, R. Hirosky, A. Ledovskoy, H. Li, C. Neu, T. Sinthuprasith, 92
 28 X. Sun, Y. Wang, E. Wolfe, F. Xia 93
 29 94

30 *University of Virginia, Charlottesville, USA* 95
 31 96

32 C. Clarke, R. Harr, P.E. Karchin, J. Sturdy 97
 33 98

34 *Wayne State University, Detroit, USA* 99
 35 100

36 D.A. Belknap, J. Buchanan, C. Caillol, S. Dasu, L. Dodd, S. Duric, B. Gomber, M. Grothe, M. Herndon, 101
 37 A. Hervé, P. Klabbbers, A. Lanaro, A. Levine, K. Long, R. Loveless, T. Perry, G.A. Pierro, G. Polese, T. Ruggles, 102
 38 A. Savin, N. Smith, W.H. Smith, D. Taylor, N. Woods 103
 39 104

40 *University of Wisconsin – Madison, Madison, WI, USA* 105
 41 106
 42 107

43 † Deceased. 108

44 ¹ Also at Vienna University of Technology, Vienna, Austria. 109

45 ² Also at State Key Laboratory of Nuclear Physics and Technology, Peking University, Beijing, China. 110

46 ³ Also at Institut Pluridisciplinaire Hubert Curien (IPHC), Université de Strasbourg, CNRS/IN2P3, Strasbourg, France. 111

47 ⁴ Also at Universidade Estadual de Campinas, Campinas, Brazil. 112

48 ⁵ Also at Universidade Federal de Pelotas, Pelotas, Brazil. 113

49 ⁶ Also at Université Libre de Bruxelles, Bruxelles, Belgium. 114

50 ⁷ Also at Deutsches Elektronen-Synchrotron, Hamburg, Germany. 115

51 ⁸ Also at Joint Institute for Nuclear Research, Dubna, Russia. 116

52 ⁹ Now at Ain Shams University, Cairo, Egypt. 117

53 ¹⁰ Now at British University in Egypt, Cairo, Egypt. 118

54 ¹¹ Also at Zewail City of Science and Technology, Zewail, Egypt. 119

55 ¹² Also at Université de Haute Alsace, Mulhouse, France. 120

56 ¹³ Also at Skobeltsyn Institute of Nuclear Physics, Lomonosov Moscow State University, Moscow, Russia. 121

57 ¹⁴ Also at CERN, European Organization for Nuclear Research, Geneva, Switzerland. 122

58 ¹⁵ Also at RWTH Aachen University, III. Physikalisches Institut A, Aachen, Germany. 123

59 ¹⁶ Also at University of Hamburg, Hamburg, Germany. 124

60 ¹⁷ Also at Brandenburg University of Technology, Cottbus, Germany. 125

61 ¹⁸ Also at Institute of Nuclear Research ATOMKI, Debrecen, Hungary. 126

62 ¹⁹ Also at MTA-ELTE Lendület CMS Particle and Nuclear Physics Group, Eötvös Loránd University, Budapest, Hungary. 127

63 ²⁰ Also at Institute of Physics, University of Debrecen, Debrecen, Hungary. 128

64 ²¹ Also at Indian Institute of Technology Bhubaneswar, Bhubaneswar, India. 129

65 ²² Also at University of Visva-Bharati, Santiniketan, India. 130

²³ Also at Indian Institute of Science Education and Research, Bhopal, India.

²⁴ Also at Institute of Physics, Bhubaneswar, India.

1	25	Also at University of Ruhuna, Matara, Sri Lanka.	66
2	26	Also at Isfahan University of Technology, Isfahan, Iran.	67
3	27	Also at Yazd University, Yazd, Iran.	68
4	28	Also at Plasma Physics Research Center, Science and Research Branch, Islamic Azad University, Tehran, Iran.	69
5	29	Also at Università degli Studi di Siena, Siena, Italy.	70
6	30	Also at Purdue University, West Lafayette, USA.	71
7	31	Also at International Islamic University of Malaysia, Kuala Lumpur, Malaysia.	72
8	32	Also at Malaysian Nuclear Agency, MOSTI, Kajang, Malaysia.	73
9	33	Also at Consejo Nacional de Ciencia y Tecnología, Mexico city, Mexico.	74
10	34	Also at Warsaw University of Technology, Institute of Electronic Systems, Warsaw, Poland.	75
11	35	Also at Institute for Nuclear Research, Moscow, Russia.	76
12	36	Now at National Research Nuclear University 'Moscow Engineering Physics Institute' (MEPhI), Moscow, Russia.	77
13	37	Also at St. Petersburg State Polytechnical University, St. Petersburg, Russia.	78
14	38	Also at University of Florida, Gainesville, USA.	79
15	39	Also at P.N. Lebedev Physical Institute, Moscow, Russia.	80
16	40	Also at California Institute of Technology, Pasadena, USA.	81
17	41	Also at Budker Institute of Nuclear Physics, Novosibirsk, Russia.	82
18	42	Also at Faculty of Physics, University of Belgrade, Belgrade, Serbia.	83
19	43	Also at INFN Sezione di Roma; Università di Roma, Roma, Italy.	84
20	44	Also at University of Belgrade, Faculty of Physics and Vinca Institute of Nuclear Sciences, Belgrade, Serbia.	85
21	45	Also at Scuola Normale e Sezione dell'INFN, Pisa, Italy.	86
22	46	Also at National and Kapodistrian University of Athens, Athens, Greece.	87
23	47	Also at Riga Technical University, Riga, Latvia.	88
24	48	Also at Institute for Theoretical and Experimental Physics, Moscow, Russia.	89
25	49	Also at Albert Einstein Center for Fundamental Physics, Bern, Switzerland.	90
26	50	Also at Adiyaman University, Adiyaman, Turkey.	91
27	51	Also at Istanbul Aydin University, Istanbul, Turkey.	92
28	52	Also at Mersin University, Mersin, Turkey.	93
29	53	Also at Cag University, Mersin, Turkey.	94
30	54	Also at Piri Reis University, Istanbul, Turkey.	95
31	55	Also at Ozyegin University, Istanbul, Turkey.	96
32	56	Also at Izmir Institute of Technology, Izmir, Turkey.	97
33	57	Also at Marmara University, Istanbul, Turkey.	98
34	58	Also at Kafkas University, Kars, Turkey.	99
35	59	Also at Istanbul Bilgi University, Istanbul, Turkey.	100
36	60	Also at Yildiz Technical University, Istanbul, Turkey.	101
37	61	Also at Hacettepe University, Ankara, Turkey.	102
38	62	Also at Rutherford Appleton Laboratory, Didcot, United Kingdom.	103
39	63	Also at School of Physics and Astronomy, University of Southampton, Southampton, United Kingdom.	104
40	64	Also at Instituto de Astrofísica de Canarias, La Laguna, Spain.	105
41	65	Also at Utah Valley University, Orem, USA.	106
42	66	Also at Argonne National Laboratory, Argonne, USA.	107
43	67	Also at Erzincan University, Erzincan, Turkey.	108
44	68	Also at Mimar Sinan University, Istanbul, Istanbul, Turkey.	109
45	69	Also at Texas A&M University at Qatar, Doha, Qatar.	110
46	70	Also at Kyungpook National University, Daegu, Korea.	111
47			112
48			113
49			114
50			115
51			116
52			117
53			118
54			119
55			120
56			121
57			122
58			123
59			124
60			125
61			126
62			127
63			128
64			129
65			130

Sponsor names

Do not correct this page. Please mark corrections to sponsor names and grant numbers in the main text.

1		66
2		67
3		68
4	BMWFW , <i>country=Austria, grants=</i>	69
5		70
6	FWF , <i>country=Austria, grants=</i>	71
7		72
8	FNRS , <i>country=Belgium, grants=</i>	73
9		74
10	FWO , <i>country=Belgium, grants=</i>	75
11		76
12	CNPq , <i>country=Brazil, grants=</i>	77
13		78
14	CAPES , <i>country=Brazil, grants=</i>	79
15		80
16	FAPERJ , <i>country=Brazil, grants=</i>	81
17		82
18	FAPESP , <i>country=Brazil, grants=</i>	83
19		84
20	MES , <i>country=Bulgaria, grants=</i>	85
21		86
22	CAS , <i>country=China, grants=</i>	87
23		88
24	MOST , <i>country=China, grants=</i>	89
25		90
26	NSFC , <i>country=China, grants=</i>	91
27		92
28	COLCIENCIAS , <i>country=Colombia, grants=</i>	93
29		94
30	RPF , <i>country=Cyprus, grants=</i>	95
31		96
32	SENESCYT , <i>country=Ecuador, grants=</i>	97
33		98
34	Academy of Finland , <i>country=Finland, grants=</i>	99
35		100
36	CEA , <i>country=France, grants=</i>	101
37		102
38	DFG , <i>country=Germany, grants=</i>	103
39		104
40	HGF , <i>country=Germany, grants=</i>	105
41		106
42	GSRT , <i>country=Greece, grants=</i>	107
43		108
44	OTKA , <i>country=Hungary, grants=</i>	109
45		110
46	DAE , <i>country=India, grants=</i>	111
47		112
48	DST , <i>country=India, grants=</i>	113
49		114
50	IPM , <i>country=Iran, grants=</i>	115
51		116
52	SFI , <i>country=Ireland, grants=</i>	117
53		118
54	INFN , <i>country=Italy, grants=</i>	119
55		120
56	MSIP , <i>country=South Korea, grants=</i>	121
57		122
58	NRF , <i>country=South Korea, grants=</i>	123
59		124
60	UM , <i>country=Malaysia, grants=</i>	125
61		126
62	BUAP , <i>country=Mexico, grants=</i>	127
63		128
64	CINVESTAV , <i>country=Mexico, grants=</i>	129
65		130