



Contents lists available at ScienceDirect

Physics Letters B

www.elsevier.com/locate/physletb



# Measurement of the cross section for electroweak production of $Z\gamma$ in association with two jets and constraints on anomalous quartic gauge couplings in proton–proton collisions at $\sqrt{s} = 8$ TeV

The CMS Collaboration\*

CERN, Switzerland

## ARTICLE INFO

### Article history:

Received 10 February 2017  
 Received in revised form 9 April 2017  
 Accepted 27 April 2017  
 Available online xxxx  
 Editor: M. Doser

### Keywords:

CMS  
 Physics  
 aQGC  
 Electroweak production

## ABSTRACT

A measurement is presented of the cross section for the electroweak production of a Z boson and a photon in association with two jets in proton–proton collisions at  $\sqrt{s} = 8$  TeV. The Z bosons are identified through their decays to electron or muon pairs. The measurement is based on data collected with the CMS detector corresponding to an integrated luminosity of  $19.7 \text{ fb}^{-1}$ . The electroweak contribution has a significance of 3.0 standard deviations, and the measured fiducial cross section is  $1.86^{+0.90}_{-0.75}(\text{stat})^{+0.34}_{-0.26}(\text{syst}) \pm 0.05$  (lumi) fb, while the summed electroweak and quantum chromodynamic total cross section in the same region is observed to be  $5.94^{+1.53}_{-1.35}(\text{stat})^{+0.43}_{-0.37}(\text{syst}) \pm 0.13$  (lumi) fb. Both measurements are consistent with the leading-order standard model predictions. Limits on anomalous quartic gauge couplings are set based on the  $Z\gamma$  mass distribution.

© 2017 The Author. Published by Elsevier B.V. This is an open access article under the CC BY license (<http://creativecommons.org/licenses/by/4.0/>). Funded by SCOAP<sup>3</sup>.

## 1. Introduction

With the discovery of the Higgs boson at the CERN LHC [1, 2], the standard model (SM) became a great success. The high energy and luminosity of the LHC provides the opportunity to observe many processes that are predicted by the SM, including electroweak production of multiple gauge bosons ( $WV\gamma$  [3],  $V\gamma\gamma$  [4–6]), vector boson scattering (VBS) (same charge  $W^\pm W^\pm$  scattering [7–9],  $\gamma\gamma \rightarrow W^+W^-$  [10], EW  $W\gamma jj$  [11],  $W^\pm Z$  [12]), and vector boson fusion (VBF) (EW  $W(Z)jj$  [13–16]). Same charge  $W^\pm W^\pm$  scattering has been observed by ATLAS, and the exclusive  $\gamma\gamma \rightarrow W^+W^-$  process by CMS, both with significances larger than 3 standard deviations. The triboson final state  $Z\gamma\gamma$  has been observed by ATLAS and CMS with a significance larger than 5 standard deviations. The EW production of a Z boson (decaying into two oppositely-charged leptons), a photon, and two jets (henceforth denoted  $Z\gamma jj$ ) has never been studied before, and is the subject of this paper. While the cross section for quantum chromodynamic (QCD) induced  $Z\gamma jj$  production is orders of magnitude larger than the one for EW production, the latter can be used to perform important tests of the SM, and to search for contribu-

tions from physics beyond the SM that could manifest themselves as anomalous trilinear or quartic gauge boson couplings (aTGC or aQGC [3–7,9–12]).

This letter presents a measurement of the associated EW production of  $Z\gamma jj$ , using the 8 TeV proton–proton collision data recorded by the CMS detector. The major processes contributing to EW  $Z\gamma jj$  production are represented by the Feynman diagrams in Fig. 1. They are (a) bremsstrahlung, (b) multiperipheral (or non-resonant) production, (c, d) VBF with either two trilinear gauge boson couplings (TGC), or (e) VBS with quartic gauge boson couplings (QGC). The VBS processes are particularly interesting because they involve QGCs (e.g.  $WWZ\gamma$ ). It is not possible, however, to isolate the QGC processes from the other contributions, such as the double TGC processes that are topologically similar. The interference of the VBS diagrams ensures unitarity of the VBS cross section in the SM at high energy. We present measurements of the combined cross sections for all EW processes that result in the  $Z\gamma jj$  final state. The main background source is  $Z\gamma jj$  production where the associated jets are produced through QCD-induced processes (such as the Feynman diagram given in Fig. 1(f)). Other backgrounds include jets or leptons misidentified as photons, diboson processes in which a W or Z boson decays into two jets and the photon originates from initial or final-state radiation, and contributions from top quark pairs and single top quark production.

\* E-mail address: [cms-publication-committee-chair@cern.ch](mailto:cms-publication-committee-chair@cern.ch).

<http://dx.doi.org/10.1016/j.physletb.2017.04.071>

0370-2693/© 2017 The Author. Published by Elsevier B.V. This is an open access article under the CC BY license (<http://creativecommons.org/licenses/by/4.0/>). Funded by SCOAP<sup>3</sup>.

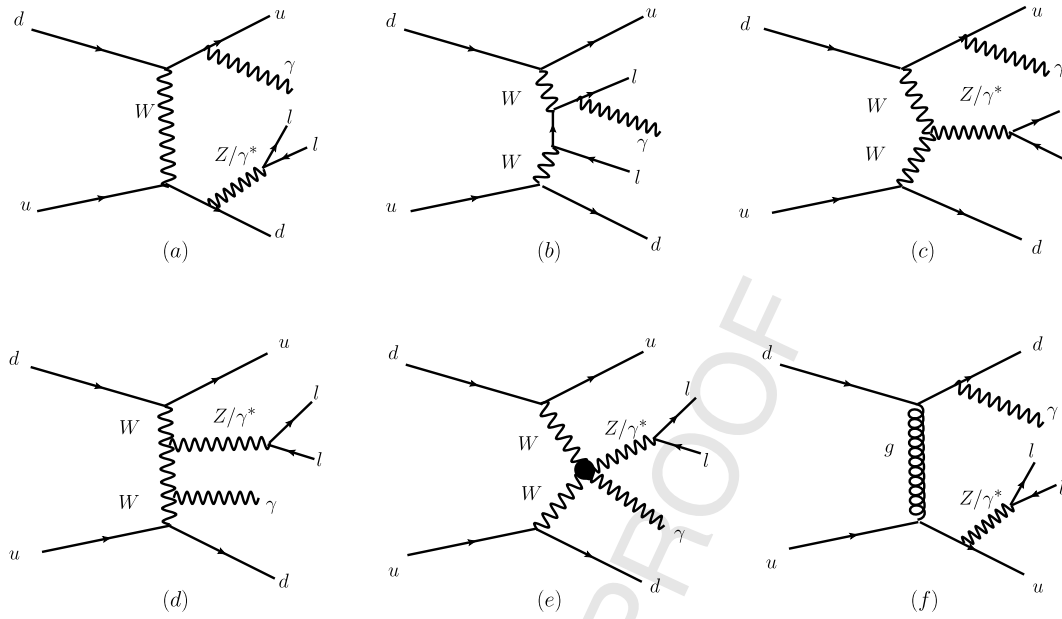


Fig. 1. Representative diagrams for EW  $Z\gamma jj$  production at the LHC: (a) bremsstrahlung, (b) multiperipheral, (c, d) VBF with TGC, (e) VBS including QGC, and (f) Example diagram for the QCD  $Z\gamma jj$  production.

## 2. The CMS detector

The central feature of the CMS apparatus is a superconducting solenoid of 6 m internal diameter, providing a magnetic field of 3.8 T. Within the solenoid volume are a silicon pixel and strip tracker, a lead tungstate crystal electromagnetic calorimeter (ECAL), and a brass and scintillator hadron calorimeter (HCAL), each composed of a barrel and two endcap sections. Forward calorimeters extend the pseudorapidity,  $\eta$ , coverage provided by the barrel and endcap detectors. Muons are measured in gas-ionization detectors embedded in the steel flux-return yoke outside the solenoid.

The particle-flow (PF) event algorithm [17,18] reconstructs and identifies each individual particle with an optimized combination of information from the various elements of the CMS detector. The energy of photons is directly obtained from the ECAL measurement, corrected for zero-suppression effects. The energy of electrons is determined from a combination of the electron momentum at the primary interaction vertex as determined by the tracker, the energy of the corresponding ECAL cluster, and the energy sum of all bremsstrahlung photons spatially compatible with originating from the electron track. The energy of muons is obtained from the curvature of the corresponding track. The energy of charged hadrons is determined from a combination of their momentum measured in the tracker and the matching ECAL and HCAL energy deposits, corrected for zero-suppression effects and for the response function of the calorimeters to hadronic showers. Finally, the energy of neutral hadrons is obtained from the corresponding corrected ECAL and HCAL energy.

In the barrel section of the ECAL, an energy resolution of about 1% is achieved for unconverted or late-converting photons in the tens of GeV energy range. The resolution for other photons in the barrel section is about 1.3% up to  $|\eta| = 1$ , rising to about 2.5% at  $|\eta| = 1.4$ . In the endcaps, the resolution for unconverted or late-converting photons is about 2.5%, and the resolution for the remaining photons in the endcap is between 3% and 4% [19]. When combining information from the entire detector, the jet energy resolution is typically 15% at 10 GeV, 8% at 100 GeV, and 4% at 1 TeV.

Muons are measured in the range of  $|\eta| < 2.4$ , with detection planes utilizing three technologies: drift tubes, cathode strip chambers, and resistive-plate chambers. Matching muons to tracks

measured in the silicon tracker results in a  $p_T$  resolution for muons with  $20 < p_T < 100$  GeV of 1.3–2.0% in the barrel and better than 6% in the endcaps.

The electron momentum is estimated by combining the energy measurement in the ECAL with the momentum measurement in the tracker. The momentum resolution for electrons with transverse momentum  $p_T \approx 45$  GeV from  $Z \rightarrow ee$  decays ranges from 1.7% for nonshowering electrons in the barrel region to 4.5% for showering electrons in the endcaps. The dielectron mass resolution for  $Z \rightarrow ee$  decays is 1.9% when both electrons are in the ECAL barrel, and 2.9% when both electrons are in the endcaps.

A more detailed description of the CMS detector, together with a definition of the coordinate system used and the relevant kinematic variables, can be found in Ref. [20].

## 3. Event reconstruction and selection

Candidate events are selected online with triggers that require two muons or electrons, where the leading and subleading leptons have  $p_T > 17$  and 8 GeV respectively, with  $|\eta| < 2.4$  (muons) or  $|\eta| < 2.5$  (electrons). The overall trigger efficiency is about 94% and 90% for muons and electrons, respectively, with a small dependence on  $p_T$  and  $\eta$ .

Muons are reconstructed with a global fit using both the inner tracking system and the muon spectrometer. An isolation requirement is applied in order to suppress the background from multijet events [21,22]. Electron candidates are reconstructed by matching energy deposits in the ECAL with reconstructed tracks; they must pass stringent quality criteria and an isolation requirement [23]. Charged leptons must originate from the primary vertex, which is defined as the vertex whose tracks have the highest sum of  $p_T^2$ . We require that each event has exactly two oppositely charged muons (electrons) with  $p_T > 20$  GeV and  $|\eta| < 2.4$  (2.5) and that the invariant mass of the dilepton system must satisfy  $70 < M_{\ell\ell} < 110$  GeV. The selection efficiencies for leptons are measured using the tag-and-probe method [24] and are approximately 96% for the muons [25] and 80% for the electrons [21].

Photon candidates are reconstructed from energy deposits in the ECAL with no associated track. Quality selection criteria [19]

**Table 1**

Summary of the three different event criteria: (1) selection for the EW signal measurement; (2) the cross section measurement; and (3) the selection for the aQGC search. “j1” and “j2” represent the jets that have the largest and second-largest  $p_T$ , “ $\ell 1$ ” and “ $\ell 2$ ” denote the lepton and antilepton from the decay of the Z boson,  $y$  is the rapidity,  $\Delta\phi_{Z\gamma,ij}$  is the absolute difference between  $\phi_{Z\gamma}$  and  $\phi_{j1j2}$ , and the angular separation  $\Delta R = \sqrt{(\Delta\eta)^2 + (\Delta\phi)^2}$ .

Common selection		
$p_T^{j1,j2} > 30$ GeV, $ \eta^{j1,j2}  < 4.7$		
$p_T^{\ell 1,\ell 2} > 20$ GeV, $ \eta^{\ell 1,\ell 2}  < 2.4$		
$ \eta^y  < 1.4442$		
$M_{jj} > 150$ GeV		
$70 < M_{\ell\ell} < 110$ GeV		
EW signal measurement	Fiducial cross section	aQGC search
$p_T^y > 25$ GeV	$p_T^y > 20$ GeV	$p_T^y > 60$ GeV
$ \Delta\eta_{jj}  > 1.6$	$ \Delta\eta_{jj}  > 2.5$	$ \Delta\eta_{jj}  > 2.5$
$\Delta R_{j\ell} > 0.3$ , $\Delta R_{jj,\gamma j,\gamma\ell} > 0.5$	$\Delta R_{jj,\gamma j,\gamma\ell,j\ell} > 0.4$	$\Delta R_{j\ell} > 0.3$ , $\Delta R_{jj,\gamma j,\gamma\ell} > 0.5$
$ y_{Z\gamma} - (y_{j1} + y_{j2})/2  < 1.2$	$M_{jj} > 400$ GeV	$M_{jj} > 400$ GeV
$\Delta\phi_{Z\gamma,ij} > 2.0$ radians		
$M_{jj} > 400$ GeV with two divided regions		
$400 < M_{jj} < 800$ GeV and $M_{jj} > 800$ GeV		

are applied to the reconstructed photons to suppress the background from hadrons misidentified as photons. The observables used in the photon selection are: (1) PF-based isolation variables that are corrected for the contribution from additional proton–proton collisions in the same bunch crossing (pileup); (2) a small ratio of hadronic energy in the HCAL to electromagnetic energy in the ECAL matched in  $(\eta, \phi)$  (where  $\phi$  is azimuthal angle in radians); (3) the transverse width of the electromagnetic shower along the  $\eta$  direction [19]; and (4) an electron track veto. We consider only photons in the ECAL barrel region ( $|\eta| < 1.44$ ) with  $p_T > 25$  GeV. Events with the photon candidate in one of the end-caps ( $|\eta| > 1.57$ ) are excluded from the selection because their signal purity is lower and systematic uncertainties are large.

Hadronic jets are formed from the particles reconstructed by the PF algorithm, using the FASTJET software package [26] and the anti- $k_T$  jet clustering algorithm [27] with a distance parameter of 0.5. To reduce the contamination from pileup, charged PF candidates in the tracker acceptance region  $|\eta| < 2.4$ , are excluded from the jet clustering procedure if associated with pileup vertices. The contribution of neutral particles from pileup events to the jet energy is taken into account by means of a correction based on the projected area of the jet on the front face of the calorimeter. Jet energy corrections are derived from a measurement of the  $p_T$  balance in dijet and photon + jet events in data [28]. Further residual corrections as functions of  $p_T$  and  $\eta$  are applied to the data to correct for the small differences between data and simulation. Additional quality criteria are applied to the jets in order to remove spurious jet-like features originating from isolated noise patterns in the calorimeters or in the tracker [29]. The two jets with the highest  $p_T$  are tagged as the signal jets and are required to have  $p_T > 30$  GeV and  $|\eta| < 4.7$ . Since we are primarily interested in the VBS topologies, we require that the invariant mass of the two jets,  $M_{jj} > 150$  GeV.

Table 1 presents a summary of the three different section criteria that are used for (1) the SM EW signal search, (2) the SM fiducial cross section measurement, and (3) the aQGC searches. The criteria isolate events consistent with the VBS topology of two high-energy scattered jets separated by a large rapidity gap. The cross section measurement adds two variables sensitive to the VBS process:  $|y_{Z\gamma} - (y_{j1} + y_{j2})/2|$ , which ensures the  $Z\gamma$  system is located between the scattered jets in eta; and  $\Delta\phi_{Z\gamma,ij}$ , which requires the  $Z\gamma$  system transverse momentum is consistent with recoiling against the transverse momentum of the two combined jets. The fiducial cross section criteria constrain the VBS topology with only basic kinematic cuts that define the acceptance of the

CMS detector and a simple two dimensional requirement on the rapidity separation and invariant mass of the jets. A tight  $p_T^y$  selection is applied to reach a higher expected significance in a search for a possible aQGC signal in the EW  $Z\gamma jj$  process.

#### 4. Data and simulation

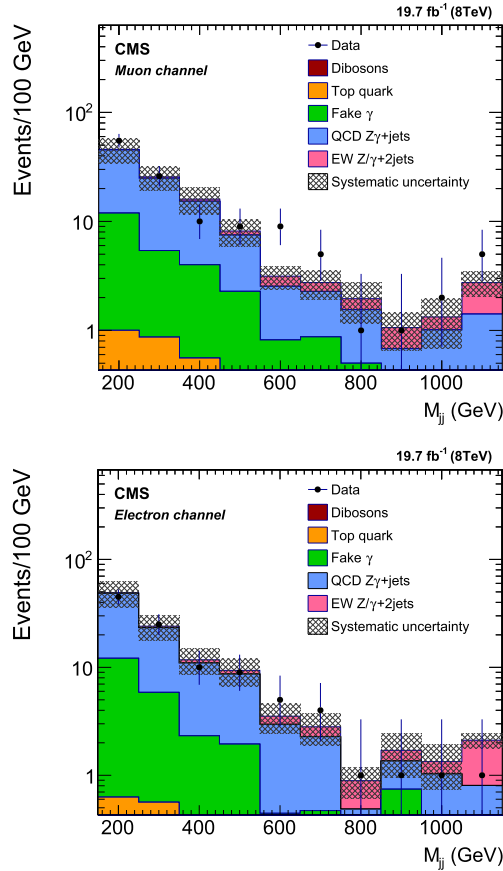
We use data collected with the CMS detector, corresponding to an integrated luminosity of  $19.7 \text{ fb}^{-1}$ , at proton–proton center-of-mass energy of 8 TeV.

The EW signal,  $Z\gamma jj$ , at leading-order (LO), and the main background, QCD  $Z\gamma$  with 0–3 additional jets, for which the next-to-leading-order (NLO) QCD prediction has been taken from Ref. [30], matched with parton shower based on the so-called “MLM prescription” [31,32], are simulated using MADGRAPH v5.1.3.30 [33] interfaced with PYTHIA v6.424 [34] for hadronization and showering, using a CTEQ6L1 parton distribution function (PDF) set [35]. The second significant background contribution comes from processes where a jet is misidentified as a photon (fake photon), and this contribution is estimated from data. Other background contributions come from diboson processes (WW/WZ/ZZ) simulated by PYTHIA, single top processes simulated by POWHEG, and  $t\bar{t}\gamma$  simulated using MADGRAPH interfaced with PYTHIA. The next-to-leading-order QCD cross sections are used to normalize these simulated samples, except for  $t\bar{t}\gamma$  where an LO prediction is taken.

All the simulated events are processed through a GEANT4 [36] simulation of the CMS detector. The tag-and-probe technique is used to correct for data–Monte Carlo (MC) differences in the trigger efficiency, as well as the reconstruction and selection efficiencies. Additional proton–proton interactions are superimposed over the hard scattering interaction with the distribution of primary vertices matching that obtained from the collision data.

#### 5. Background modeling

The dominant source of background to the EW signal is QCD  $Z\gamma$  + jets production. The shape of this background is taken from MC simulation and the normalization is evaluated from data in a control region, defined as  $150 < M_{jj} < 400$  GeV, where the signal contribution is below 1%. The simulated MC events correctly reproduce the yield of these events with a correction factor of  $1.00 \pm 0.22$  for the combined  $Z \rightarrow \mu^+\mu^-$  and  $Z \rightarrow e^+e^-$  channels. The value is comparable with the NLO QCD  $K$  factor from Ref. [30], which is around 1.1 for  $M_{jj} < 400$  GeV.



**Fig. 2.** The  $M_{jj}$  distributions measured in (top) muon and (bottom) electron channels. The data (solid symbols with error bars representing the statistical uncertainties) are compared to a data-driven background estimate, combined with MC predictions for the signal contribution. The hashed bands represent the full uncertainty in the predictions, as described in Section 6. The last bin includes overflow events.

The background from fake photons arises mainly from  $Z$ -jets events where one jet satisfies the photon ID criteria. The estimation is based on events similar to the ones selected with the baseline selection described in Table 1, except that the photon must fail the tight photon ID and satisfy a looser ID requirement based on the charged isolation variable. This selection ensures that the photon arises from a jet, but still has kinematic properties similar to a genuine photon satisfying the tight photon ID. We select genuine photons using  $\sigma_{\eta\eta}$ , a photon identification variable that exploits the small lateral extension of the electromagnetic shower [25,19]. Based on the difference between the  $\sigma_{\eta\eta}$  distributions for fake photons and genuine photons, a fit is made to normalize the number of events with fake photons to the number of events with genuine photons and obtain the probability to have a fake photon. The fake photon probability is calculated based on different  $p_T^\gamma$  regions in a manner similar to that described in Ref. [37].

Other backgrounds, including top quark and diboson production processes are estimated from MC simulations and normalized to the integrated luminosity of the data sample. The contribution from these backgrounds is less than 10% after applying the kinematic selection (Section 3) and is negligible once the final EW and aQGC selection criteria (Sections 7 and 8) are applied.

The  $M_{jj}$  distributions for the  $Z \rightarrow \mu^+\mu^-$  and  $e^+e^-$  channels after the selection requirements described in Section 3 are shown in Fig. 2. The observed distributions are compared to the combined prediction of the backgrounds and of the EW  $Z\gamma jj$  signal.

**Table 2**  
Summary of the major uncertainties.

Source	Uncertainty
QCD $Z\gamma$ + jets normalization	22% ( $400 < M_{jj} < 800$ GeV) 24% ( $M_{jj} > 800$ GeV)
Fake photon from jet ( $p_T^\gamma$ dependent)	15% (20–30 GeV) 22% (30–50 GeV) 49% (>50 GeV)
Trigger efficiency	1.2% ( $Z \rightarrow \mu^+\mu^-$ ), 1.7% ( $Z \rightarrow e^+e^-$ )
Lepton selection efficiency	1.9% ( $Z \rightarrow \mu^+\mu^-$ ), 1.0% ( $Z \rightarrow e^+e^-$ )
Jet energy scale and resolution	14% ( $M_{jj} > 400$ GeV)
$t\bar{t}\gamma$ cross section	20% [3]
Pileup modeling	1.0%
Renormalization/factorization scale (signal)	9.0% ( $400 < M_{jj} < 800$ GeV) 12% ( $M_{jj} > 800$ GeV) (SM) 14% (aQGC)
PDF (signal)	4.2% ( $400 < M_{jj} < 800$ GeV) 2.4% ( $M_{jj} > 800$ GeV) (SM) 4.3% (aQGC)
Interference (signal)	18% ( $400 < M_{jj} < 800$ GeV) 11% ( $M_{jj} > 800$ GeV) (SM)
Luminosity	2.6%

## 6. Systematic uncertainties

The systematic uncertainty in the QCD  $Z\gamma$  + jets background estimation is 22% for both  $Z \rightarrow \mu^+\mu^-$  and  $Z \rightarrow e^+e^-$ ; it is dominated by the large statistical uncertainty in the control region used for normalization. The shape uncertainties that are related to the extrapolation of the normalization factor to the signal region ( $M_{jj} > 400$  GeV) are determined by varying the renormalization and factorization scales as well as the MLM matching scale [31,32] up and down by a factor of two. Finally, we combine both the normalization factor uncertainty and the shape uncertainty to obtain the total uncertainty.

The systematic uncertainty in the background estimation from fake photons arises from the variation in the choice of the charged isolation sideband and the  $\sigma_{\eta\eta}$  distribution used for estimating the fake photon probability. The total uncertainties in the fake photon background estimation can be found in Table 2. The theoretical uncertainty in the top quark background is 20% [3].

The systematic uncertainties in the estimation of the trigger efficiency, measured using the tag-and-probe technique, are 1.2% and 1.7% for the  $Z \rightarrow \mu^+\mu^-$  and  $Z \rightarrow e^+e^-$  channels, respectively. Using similar methods, the systematic uncertainties in the efficiencies for lepton reconstruction and identification in the two channels are 1.9% and 1.0%, respectively. The systematic uncertainty in the jet energy scale and resolution is estimated by varying the jet energy scale and resolution up and down within their  $p_T$ - and  $\eta$ -dependent uncertainties [28]. The uncertainty is 14% for  $M_{jj} > 400$  GeV. Another source of uncertainty is the modeling of the pileup. The inelastic cross section is varied by  $\pm 5\%$  in order to evaluate this contribution. The uncertainty in the integrated luminosity is 2.6% [38].

There are also three sources of theoretical uncertainties applied to the signal only. The PDF uncertainty for the signal is estimated with the CT10 [39] PDF set, following the asymmetric Hessian method introduced in Refs. [40,41]. The scale uncertainty is evaluated by varying the renormalization and factorization scales independently by a factor of two. The magnitude of the interference between QCD and EW  $Z\gamma jj$  processes is assigned as systematic uncertainties in the two  $M_{jj}$  ranges.

All the systematic uncertainties described are applied to both the signal significance measurement and the aQGC search. They are also propagated to the uncertainty in the measured fiducial

**Table 3**

Signal and background yields after the final selection for the SM measurement, for the two bins of  $400 < M_{jj} < 800$  GeV (upper) and  $M_{jj} > 800$  GeV (lower). Only statistical uncertainties are reported.

$400 < M_{jj} < 800$ GeV	Muon	Electron
Fake photon from jet	$3.4 \pm 0.8$	$1.7 \pm 0.5$
Other background	$0.1 \pm 0.1$	$0.1 \pm 0.1$
QCD $Z\gamma jj$	$4.8 \pm 0.9$	$5.0 \pm 1.0$
EW $Z\gamma jj$	$1.7 \pm 0.1$	$1.8 \pm 0.1$
Total background	$8.3 \pm 1.2$	$6.8 \pm 1.1$
Data	13	8
$M_{jj} > 800$ GeV	Muon	Electron
Fake photon from jet	$0.4 \pm 0.3$	$0.1 \pm 0.1$
Other background	$0 \pm 0$	$0 \pm 0$
QCD $Z\gamma jj$	$0.4 \pm 0.1$	$1.1 \pm 0.2$
EW $Z\gamma jj$	$1.8 \pm 0.1$	$1.8 \pm 0.1$
Total background	$0.8 \pm 0.3$	$1.2 \pm 0.2$
Data	5	2

cross section, with the exception of the theoretical uncertainty associated with the signal cross section.

All the uncertainties in our analysis are summarized in Table 2.

## 7. Measurement of the signal significance and fiducial cross section

As shown in Table 1, in addition to the common selection, we apply three further requirements to isolate the EW signal:  $|y_{Z\gamma} - (y_{j1} + y_{j2})/2| < 1.2$ ,  $|\Delta\eta_{jj}| > 1.6$ , and  $\Delta\phi_{Z\gamma, jj} > 2.0$  radians. The selection requirements are chosen by optimizing the expected significance. We apply the  $CL_s$  criterion described in Refs. [42, 43] to assess the signal significance, based on the binned  $M_{jj}$  distribution, using only the two rightmost bins corresponding to  $400 < M_{jj} < 800$  GeV and  $M_{jj} > 800$  GeV. We consider QCD  $Z\gamma jj$  production and events without  $Z\gamma$  as background and EW  $Z\gamma jj$  production as signal.

Table 3 summarizes the number of events predicted for each process with the number of events observed. For EW  $Z\gamma jj$  production, the observations are found to be compatible with expectations in the different channels. By combining both channels, we find evidence for EW  $Z\gamma jj$  production with an observed and expected significance of 3.0 and 2.1 standard deviations, respectively. We determine the ratio of the observed signal to that expected from the SM for LO EW  $Z\gamma jj$  production as  $\hat{\mu} = 1.5^{+0.9}_{-0.6}$  using a binned likelihood fit over the two ranges of the  $M_{jj}$  distribution.

Applying the same criteria, we can also measure the significance of the combined EW and QCD  $Z\gamma jj$  process. As shown in Table 3, with the two decay channels combined in the search region, of the signal events 7.0 (38.4%) are estimated to come from EW production and the remaining 11.3 from QCD production. As a result, the observed (expected) significance for the combined EW and QCD  $Z\gamma jj$  process is 5.7 (5.5) standard deviations.

To determine the cross section for EW  $Z\gamma jj$  production we use a fiducial kinematic region based on the acceptance of the CMS detector with a minimal selection on the  $M_{jj}$  and  $\Delta\eta_{jj}$  variables to select the VBS topology. The fiducial region is defined as described in Table 1. We define the cross section in the fiducial region as  $\sigma_f = \sigma_g \hat{\mu} \alpha_{gf}$  where  $\sigma_g$  is the cross section for generated signal events,  $\hat{\mu}$  is the signal strength, and  $\alpha_{gf}$  is the acceptance for the generated events in the fiducial region, evaluated through simulation. The fiducial cross section for EW  $Z\gamma jj$  production is  $1.86^{+0.90}_{-0.75}(\text{stat})^{+0.34}_{-0.26}(\text{syst}) \pm 0.05(\text{lumi})$  fb, consistent with the theoretical prediction at LO of  $1.27 \pm 0.11(\text{scale}) \pm 0.05(\text{PDF})$  fb calculated using MADGRAPH.

The cross section for all processes that produce the  $Z\gamma jj$  final state can be compared to theoretical predictions. The fiducial region studied here lies in a particularly interesting region of phase space because of the substantial contribution to  $Z\gamma jj$  from EW production. By restricting the phase space to the fiducial region for the EW process as defined before, the expected fraction of EW events in the combined sample of EW and QCD signal events is 26%, and the cross section of the combined process is  $5.94^{+1.53}_{-1.35}(\text{stat})^{+0.43}_{-0.37}(\text{syst}) \pm 0.13(\text{lumi})$  fb, which is consistent with the theoretical prediction at LO calculated using MADGRAPH:  $5.05 \pm 1.22(\text{scale}) \pm 0.31(\text{PDF})$  fb.

## 8. Search for anomalous quartic gauge couplings

The effects of any new physics between the TeV and the Planck scale might be significant in the high energy tails of measurements at the LHC and can be parameterized via effective anomalous couplings. With the discovery of the Higgs boson, higher-dimensional operators can be introduced in a linear way [44]:

$$\begin{aligned} \mathcal{L}_{\text{aQGC}} = & \frac{f_{M0}}{\Lambda^4} \text{Tr}[\mathbf{W}_{\mu\nu}\mathbf{W}^{\mu\nu}] \times [(D_\beta\Phi)^\dagger D^\beta\Phi] \\ & + \frac{f_{M1}}{\Lambda^4} \text{Tr}[\mathbf{W}_{\mu\nu}\mathbf{W}^{\nu\beta}] \times [(D_\beta\Phi)^\dagger D^\mu\Phi] \\ & + \frac{f_{M2}}{\Lambda^4} [B_{\mu\nu}B^{\mu\nu}] \times [(D_\beta\Phi)^\dagger D^\beta\Phi] \\ & + \frac{f_{M3}}{\Lambda^4} [B_{\mu\nu}B^{\nu\beta}] \times [(D_\beta\Phi)^\dagger D^\mu\Phi] \\ & + \frac{f_{T0}}{\Lambda^4} \text{Tr}[\hat{W}_{\mu\nu}\hat{W}^{\mu\nu}] \times \text{Tr}[\hat{W}_{\alpha\beta}\hat{W}^{\alpha\beta}] \\ & + \frac{f_{T2}}{\Lambda^4} \text{Tr}[\hat{W}_{\alpha\mu}\hat{W}^{\mu\beta}] \times \text{Tr}[\hat{W}_{\beta\nu}\hat{W}^{\nu\alpha}] \\ & + \frac{f_{T8}}{\Lambda^4} B_{\mu\nu}B^{\mu\nu}B_{\alpha\beta}B^{\alpha\beta} + \frac{f_{T9}}{\Lambda^4} B_{\alpha\mu}B^{\mu\beta}B_{\beta\nu}B^{\nu\alpha}, \end{aligned} \quad (1)$$

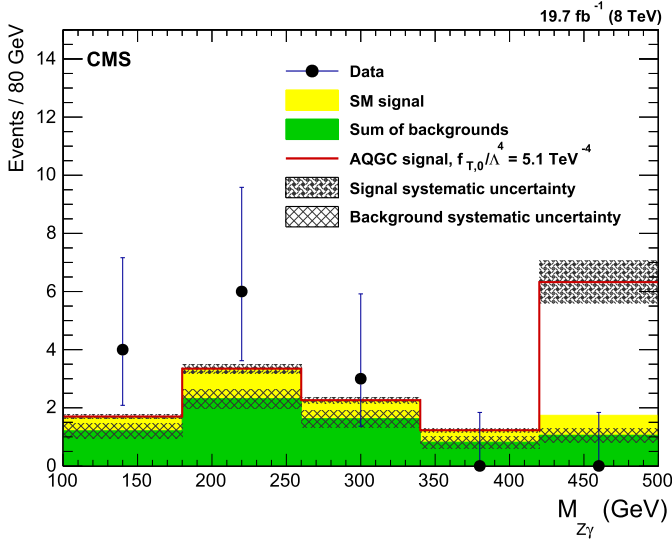
where  $f_{M0,1,2,3}$  and  $f_{T0,2,8,9}$  are coefficients of relevant effective operators, and  $\Lambda$  represents the scale of new physics responsible for anomalous couplings. The Lagrangian of the aQGCs is implemented within the MADGRAPH package.

We study the distribution of the mass of the dilepton and photon system,  $M_{Z\gamma}$ , to search for contributions from aQGCs. The effects of new physics would be seen at higher energy and modify the interference of VBS diagrams. To select the region sensitive to new physics, we require  $p_T^\gamma > 60$  GeV. The selection for the aQGC analysis is described in Table 1. The  $Z\gamma$  mass distribution is shown in Fig. 3, where the last bin includes all events with  $M_{Z\gamma} > 420$  GeV. Because no significant excess is seen in the  $M_{Z\gamma}$  distribution, we use the shape of the  $M_{Z\gamma}$  distribution to extract limits on aQGC contributions.

With the parameterization of signals and related systematic uncertainties, for each aQGC parameter, we reweight the SM signal shape to the aQGC shape. The following test statistic is used:

$$t_{\alpha_{\text{test}}} = -2 \ln \frac{\mathcal{L}(\alpha_{\text{test}}, \hat{\theta})}{\mathcal{L}(\hat{\alpha}, \hat{\theta})}, \quad (2)$$

where the likelihood function ( $\mathcal{L}$ ) is constructed for both lepton channels and combined, using a bin-wise Poisson distribution with profiled nuisance parameters ( $\theta$ ).  $\alpha_{\text{test}}$  represents the aQGC point being tested. The symbol  $\hat{\theta}$  represents the values corresponding to the maximum of the likelihood at the point  $\alpha_{\text{test}}$ , while  $\hat{\alpha}$  and  $\hat{\theta}$  correspond to the global maximum of the likelihood. This test statistic is assumed to follow a  $\chi^2$  distribution [45], from which one can extract limits. Exclusion limits are shown in Table 4. Each



**Fig. 3.** The invariant mass distribution of the  $Z\gamma$  system for events that pass the aQGC selection. The highest mass bin includes events with  $M_{Z\gamma} > 420$  GeV. Error bars represent the statistical uncertainty in the data, while the systematic uncertainties in the aQGC signal and background estimate are shown as hatched bands.

**Table 4**

Observed and expected shape-based exclusion limits for each aQGC parameter at 95% CL, without a form factor applied.

Observed limits ( $\text{TeV}^{-4}$ )	Expected limits ( $\text{TeV}^{-4}$ )
$-71 < f_{M0}/\Lambda^4 < 75$	$-109 < f_{M0}/\Lambda^4 < 111$
$-190 < f_{M1}/\Lambda^4 < 182$	$-281 < f_{M1}/\Lambda^4 < 280$
$-32 < f_{M2}/\Lambda^4 < 31$	$-47 < f_{M2}/\Lambda^4 < 47$
$-58 < f_{M3}/\Lambda^4 < 59$	$-87 < f_{M3}/\Lambda^4 < 87$
$-3.8 < f_{T0}/\Lambda^4 < 3.4$	$-5.1 < f_{T0}/\Lambda^4 < 5.1$
$-4.4 < f_{T1}/\Lambda^4 < 4.4$	$-6.5 < f_{T1}/\Lambda^4 < 6.5$
$-9.9 < f_{T2}/\Lambda^4 < 9.0$	$-14.0 < f_{T2}/\Lambda^4 < 14.5$
$-1.8 < f_{T8}/\Lambda^4 < 1.8$	$-2.7 < f_{T8}/\Lambda^4 < 2.7$
$-4.0 < f_{T9}/\Lambda^4 < 4.0$	$-6.0 < f_{T9}/\Lambda^4 < 6.0$

coupling parameter is varied over a set of discrete values, keeping the other parameters fixed to zero.

An effective theory is only valid at energies lower than the scale of new physics, and high-dimensional operators with nonzero aQGC values can lead to unitarity violation at sufficiently high energies. For each aQGC listed in Table 4, we checked the stated upper limit against the unitary bound [46] obtained with  $\text{vBFNLO}$  [47]. In general, we find the limits on all aQGC parameters are set in the unitary unsafe region, except for  $f_{T9}$  where the unitarity bound is up to 6 TeV. Form factors can be introduced to unitarize the high energy contribution, however it is difficult to compare results from different experiments and it is not theoretically well motivated. In this study all of the aQGC limits shown are evaluated without a form factor, and can be directly compared to limits set in references [3–7,9–12].

## 9. Conclusions

The measurement of the cross section for the electroweak production of a Z boson and a photon in association with two jets, where the Z boson decays into electron or muon pairs, was presented. The measurement is based on a sample of proton–proton collisions collected with the CMS detector at a center-of-mass energy of 8 TeV, corresponding to an integrated luminosity of  $19.7 \text{ fb}^{-1}$ . We find evidence for EW  $Z\gamma jj$  production with an ob-

served (expected) significance of 3.0 (2.1) standard deviations. The fiducial cross section for EW  $Z\gamma jj$  production is measured to be  $1.86^{+0.90}_{-0.75} (\text{stat})^{+0.34}_{-0.26} (\text{syst}) \pm 0.05 (\text{lumi}) \text{ fb}$ , consistent with the theoretical prediction. The fiducial cross section for combined EW and QCD  $Z\gamma jj$  production is  $5.94^{+1.53}_{-1.35} (\text{stat})^{+0.43}_{-0.37} (\text{syst}) \pm 0.13 (\text{lumi}) \text{ fb}$ , which is also consistent with the leading-order theoretical prediction.

In the framework of dimension-eight effective field theory operators, limits on the aQGC parameters  $f_{M0,1,2,3}$  and  $f_{T0,1,2,8,9}$  are set at 95% confidence level. This is the first constraints on the neutral aQGC parameters  $f_{T8}$ .

## Acknowledgements

We congratulate our colleagues in the CERN accelerator departments for the excellent performance of the LHC and thank the technical and administrative staffs at CERN and at other CMS institutes for their contributions to the success of the CMS effort. In addition, we gratefully acknowledge the computing centers and personnel of the Worldwide LHC Computing Grid for delivering so effectively the computing infrastructure essential to our analyses. Finally, we acknowledge the enduring support for the construction and operation of the LHC and the CMS detector provided by the following funding agencies: BMWFW and FWF (Austria); FNRS and FWO (Belgium); CNPq, CAPES, FAPERJ, and FAPESP (Brazil); MES (Bulgaria); CERN; CAS, MoST, and NSFC (China); COLCIENCIAS (Colombia); MSES and CSF (Croatia); RPF (Cyprus); SENESCYT (Ecuador); MoER, ERC IUT, and ERDF (Estonia); Academy of Finland, MEC, and HIP (Finland); CEA and CNRS/IN2P3 (France); BMBF, DFG, and HGF (Germany); GSRT (Greece); OTKA and NIH (Hungary); DAE and DST (India); IPM (Iran); SFI (Ireland); INFN (Italy); MSIP and NRF (Republic of Korea); LAS (Lithuania); MOE and UM (Malaysia); BUAP, CINVESTAV, CONACYT, LNS, SEP, and UASLP-FAI (Mexico); MBIE (New Zealand); PAEC (Pakistan); MSHE and NSC (Poland); FCT (Portugal); JINR (Dubna); MON, RosAtom, RAS, RFBR and RAEP (Russia); MESTD (Serbia); SEIDI, CPAN, PCTI and FEDER (Spain); Swiss Funding Agencies (Switzerland); MST (Taipei); ThEP-Center, IPST, STAR, and NSTDA (Thailand); TUBITAK and TAEK (Turkey); NASU and SFFR (Ukraine); STFC (United Kingdom); DOE and NSF (USA).

Individuals have received support from the Marie-Curie program and the European Research Council and EPLANET (European Union); the Leventis Foundation; the A.P. Sloan Foundation; the Alexander von Humboldt Foundation; the Belgian Federal Science Policy Office; the Fonds pour la Formation à la Recherche dans l'Industrie et dans l'Agriculture (FRIA-Belgium); the Agentschap voor Innovatie door Wetenschap en Technologie (IWT-Belgium); the Ministry of Education, Youth and Sports (MEYS) of the Czech Republic; the Council of Science and Industrial Research, India; the HOMING PLUS program of the Foundation for Polish Science, cofinanced from European Union, Regional Development Fund, the Mobility Plus program of the Ministry of Science and Higher Education, the National Science Center (Poland), contracts Harmonia 2014/14/M/ST2/00428, Opus 2014/13/B/ST2/02543, 2014/15/B/ST2/03998, and 2015/19/B/ST2/02861, Sonata-bis 2012/07/E/ST2/01406; the National Priorities Research Program by Qatar National Research Fund; the Programa Clarín-COFUND del Principado de Asturias; the Thalís and Arístia programs cofinanced by EU-ESF and the Greek NSRF; the Rachadapisek Sompot Fund for Postdoctoral Fellowship, Chulalongkorn University and the Chulalongkorn Academic into Its 2nd Century Project Advancement Project (Thailand); and the Welch Foundation, contract C-1845.

## References

- [1] ATLAS Collaboration, Observation of a new particle in the search for the Standard Model Higgs boson with the ATLAS detector at the LHC, Phys. Lett. B 716 (2012) 1, <http://dx.doi.org/10.1016/j.physletb.2012.08.020>, arXiv:1207.7214.
- [2] CMS Collaboration, Observation of a new boson at a mass of 125 GeV with the CMS experiment at the LHC, Phys. Lett. B 716 (2012) 30, <http://dx.doi.org/10.1016/j.physletb.2012.08.021>, arXiv:1207.7235.
- [3] CMS Collaboration, A search for  $WW\gamma$  and  $WZ\gamma$  production and constraints on anomalous quartic gauge couplings in pp collisions at  $\sqrt{s} = 8$  TeV, Phys. Rev. D 90 (2014) 032008, <http://dx.doi.org/10.1103/PhysRevD.90.032008>, arXiv:1404.4619.
- [4] ATLAS Collaboration, Evidence of  $W\gamma\gamma$  production in pp collisions at  $\sqrt{s} = 8$  TeV and limits on anomalous quartic gauge couplings with the ATLAS detector, Phys. Rev. Lett. 115 (2015) 031802, <http://dx.doi.org/10.1103/PhysRevLett.115.031802>, arXiv:1503.03243.
- [5] ATLAS Collaboration, Measurements of  $Z\gamma$  and  $Z\gamma\gamma$  production in pp collisions at  $\sqrt{s} = 8$  TeV with the ATLAS detector, Phys. Rev. D 93 (2016) 112002, <http://dx.doi.org/10.1103/PhysRevD.93.112002>, arXiv:1604.05232.
- [6] CMS Collaboration, Measurements of the  $pp \rightarrow W^\pm\gamma\gamma$  and  $pp \rightarrow Z\gamma\gamma$  Cross Sections and Limits on Dimension-8 Effective Anomalous Gauge Couplings at  $\sqrt{s} = 8$  TeV, CMS Physics Analysis Summary CMS-PAS-SMP-15-008, 2016, URL: <http://cds.cern.ch/record/2130360>.
- [7] ATLAS Collaboration, Evidence for electroweak production of  $W^\pm W^\pm jj$  in pp collisions at  $\sqrt{s} = 8$  TeV with the ATLAS detector, Phys. Rev. Lett. 113 (2014) 141803, <http://dx.doi.org/10.1103/PhysRevLett.113.141803>, arXiv:1405.6241.
- [8] ATLAS Collaboration, Measurement of  $w^\pm w^\pm$  vector-boson scattering and limits on anomalous quartic gauge couplings with the atlas detector, Phys. Rev. D (2016), arXiv:1611.02428, submitted for publication.
- [9] CMS Collaboration, Study of vector boson scattering and search for new physics in events with two same-sign leptons and two jets, Phys. Rev. Lett. 114 (2014) 051801, <http://dx.doi.org/10.1103/PhysRevLett.114.051801>, arXiv:1410.6315.
- [10] CMS Collaboration, Evidence for exclusive  $\gamma\gamma$  to  $W^+W^-$  production and constraints on anomalous quartic gauge couplings at  $\sqrt{s} = 7$  and 8 TeV, J. High Energy Phys. 08 (2016) 119, [http://dx.doi.org/10.1007/JHEP08\(2016\)119](http://dx.doi.org/10.1007/JHEP08(2016)119), arXiv:1604.04464.
- [11] CMS Collaboration, Measurement of electroweak-induced production of W gamma gamma with two jets in pp collisions at  $\sqrt{s} = 8$  TeV and constraints on anomalous quartic gauge couplings, J. High Energy Phys. (2016), arXiv:1612.09256, submitted for publication.
- [12] ATLAS Collaboration, Measurements of  $W^\pm Z$  production cross sections in pp collisions at  $\sqrt{s} = 8$  TeV with the ATLAS detector and limits on anomalous gauge boson self-couplings, Phys. Rev. D 93 (2016) 092004, <http://dx.doi.org/10.1103/PhysRevD.93.092004>, arXiv:1603.02151.
- [13] CMS Collaboration, Measurement of the hadronic activity in events with a Z and two jets and extraction of the cross section for the electroweak production of a Z with two jets in pp collisions at  $\sqrt{s} = 7$  TeV, J. High Energy Phys. 10 (2013) 062, [http://dx.doi.org/10.1007/JHEP10\(2013\)062](http://dx.doi.org/10.1007/JHEP10(2013)062), arXiv:1305.7389.
- [14] CMS Collaboration, Measurement of electroweak production of two jets in association with a Z boson in proton–proton collisions at  $\sqrt{s} = 8$  TeV, Eur. Phys. J. C 75 (2014) 2, <http://dx.doi.org/10.1140/epjc/s10052-014-3232-5>, arXiv:1410.3153.
- [15] ATLAS Collaboration, Measurement of the electroweak production of dijets in association with a Z-boson and distributions sensitive to vector boson fusion in proton–proton collisions at  $\sqrt{s} = 8$  TeV using the ATLAS detector, J. High Energy Phys. 04 (2013) 031, [http://dx.doi.org/10.1007/JHEP04\(2013\)031](http://dx.doi.org/10.1007/JHEP04(2013)031), arXiv:1401.7610.
- [16] CMS Collaboration, Measurement of electroweak production of a W boson and two forward jets in proton–proton collisions at  $\sqrt{s} = 8$  TeV, J. High Energy Phys. 11 (2016) 147, [http://dx.doi.org/10.1007/JHEP11\(2016\)147](http://dx.doi.org/10.1007/JHEP11(2016)147), arXiv:1607.06975.
- [17] CMS Collaboration, Particle–Flow Event Reconstruction in CMS and Performance for Jets, Taus, and  $E_T^{\text{miss}}$ , CMS Physics Analysis Summary CMS-PAS-PFT-09-001, 2009, URL: <http://cds.cern.ch/record/1194487>.
- [18] CMS Collaboration, Commissioning of the Particle-Flow Event Reconstruction with the First LHC Collisions Recorded in the CMS Detector, CMS Physics Analysis Summary CMS-PAS-PFT-10-001, 2010, URL: <http://cds.cern.ch/record/1247373>.
- [19] CMS Collaboration, Performance of photon reconstruction and identification with the CMS detector in proton–proton collisions at  $\sqrt{s} = 8$  TeV, J. Instrum. 10 (2015) P08010, <http://dx.doi.org/10.1088/1748-0221/10/08/P08010>, arXiv:1502.02702.
- [20] CMS Collaboration, The CMS experiment at the CERN LHC, J. Instrum. 3 (2008) S08004, <http://dx.doi.org/10.1088/1748-0221/3/08/S08004>.
- [21] CMS Collaboration, Performance of CMS muon reconstruction in pp collision events at  $\sqrt{s} = 7$  TeV, J. Instrum. 7 (2012) P10002, <http://dx.doi.org/10.1088/1748-0221/7/10/P10002>, arXiv:1206.4071.
- [22] CMS Collaboration, Measurement of the  $Z\gamma$  production cross section in pp collisions at 8 TeV and search for anomalous triple gauge boson couplings, J. High Energy Phys. 04 (2015) 164, [http://dx.doi.org/10.1007/JHEP04\(2015\)164](http://dx.doi.org/10.1007/JHEP04(2015)164), arXiv:1502.05664.
- [23] CMS Collaboration, Energy calibration and resolution of the CMS electromagnetic calorimeter in pp collision at  $\sqrt{s} = 7$  TeV, J. Instrum. 8 (2013) P09009, <http://dx.doi.org/10.1088/1748-0221/8/09/P09009>, arXiv:1306.2016.
- [24] CMS Collaboration, Measurement of the inclusive W and Z production cross sections in pp collisions at  $\sqrt{s} = 7$  TeV, J. High Energy Phys. 10 (2011) 132, [http://dx.doi.org/10.1007/JHEP10\(2011\)132](http://dx.doi.org/10.1007/JHEP10(2011)132), arXiv:1107.4789.
- [25] CMS Collaboration, Performance of electron reconstruction and selection with the CMS detector in proton–proton collisions at  $\sqrt{s} = 8$  TeV, J. Instrum. 10 (2015) P06005, <http://dx.doi.org/10.1088/1748-0221/10/06/P06005>, arXiv:1502.07101.
- [26] M. Cacciari, G.P. Salam, G. Soyez, FastJet user manual, Eur. Phys. J. C 72 (2012) 1896, <http://dx.doi.org/10.1140/epjc/s10052-012-1896-2>, arXiv:1111.6097.
- [27] M. Cacciari, G.P. Salam, G. Soyez, The anti- $k_T$  jet clustering algorithm, J. High Energy Phys. 04 (2008) 063, <http://dx.doi.org/10.1088/1126-6708/2008/04/063>, arXiv:0802.1189.
- [28] CMS Collaboration, Determination of jet energy calibration and transverse momentum resolution in CMS, J. Instrum. 6 (2011) P11002, <http://dx.doi.org/10.1088/1748-0221/6/11/P11002>, arXiv:1107.4277.
- [29] CMS Collaboration, Jet Performance in pp Collisions at  $\sqrt{s} = 7$  TeV, CMS Physics Analysis Summary CMS-PAS-JME-10-003, 2010, URL: <http://cdsweb.cern.ch/record/1279362>.
- [30] F. Campanario, M. Kerner, L.D. Ninh, D. Zeppenfeld,  $Z\gamma$  production in association with two jets at next-to-leading order QCD, Eur. Phys. J. C 74 (2014) 3085, <http://dx.doi.org/10.1140/epjc/s10052-014-3085-y>, arXiv:1407.7857.
- [31] M.L. Mangano, M. Moretti, F. Piccinini, M. Treccani, Matching matrix elements and shower evolution for top-quark production in hadronic collisions, J. High Energy Phys. 01 (2007) 013, <http://dx.doi.org/10.1088/1126-6708/2007/01/013>, arXiv:hep-ph/0611129.
- [32] J. Alwall, S. Höche, F. Krauss, N. Lavesson, L. Lönnblad, F. Maltoni, M.L. Mangano, M. Moretti, C.G. Papadopoulos, F. Piccinini, S. Schumann, M. Treccani, J. Winter, M. Worek, Comparative study of various algorithms for the merging of parton showers and matrix elements in hadronic collisions, Eur. Phys. J. C 53 (2008) 473, <http://dx.doi.org/10.1140/epjc/s10052-007-0490-5>, arXiv:0706.2569.
- [33] J. Alwall, M. Herquet, F. Maltoni, O. Mattelaer, T. Stelzer, MadGraph 5: going beyond, J. High Energy Phys. 06 (2011) 128, [http://dx.doi.org/10.1007/JHEP06\(2011\)128](http://dx.doi.org/10.1007/JHEP06(2011)128), arXiv:1106.0522.
- [34] T. Sjöstrand, S. Mrenna, P. Skands, PYTHIA 6.4 physics and manual, J. High Energy Phys. 05 (2006) 026, <http://dx.doi.org/10.1088/1126-6708/2006/05/026>, arXiv:hep-ph/0603175.
- [35] J. Pumplin, D.R. Stump, J. Huston, H.-L. Lai, P. Nadolsky, W.-K. Tung, New generation of parton distributions with uncertainties from global QCD analysis, J. High Energy Phys. 07 (2002) 012, <http://dx.doi.org/10.1088/1126-6708/2002/07/012>, arXiv:hep-ph/0201195.
- [36] S. Agostinelli, et al., GEANT4, GEANT4 – a simulation toolkit, Nucl. Instrum. Methods A 506 (2003) 250, [http://dx.doi.org/10.1016/S0168-9002\(03\)01368-8](http://dx.doi.org/10.1016/S0168-9002(03)01368-8).
- [37] CMS Collaboration, Measurement of  $W\gamma$  and  $Z\gamma$  production in pp collisions at  $\sqrt{s} = 7$  TeV, Phys. Lett. B 701 (2011) 535, <http://dx.doi.org/10.1016/j.physletb.2011.06.034>, arXiv:1105.2758.
- [38] CMS Collaboration, CMS Luminosity Based on Pixel Cluster Counting – Summer 2013 Update, CMS Physics Analysis Summary CMS-PAS-LUM-13-001, 2013, URL: <http://cds.cern.ch/record/1598864>.
- [39] M. Guzzi, P. Nadolsky, E. Berger, H.-L. Lai, F. Olness, C.-P. Yuan, CT10 parton distributions and other developments in the global QCD analysis, arXiv:1101.0561, 2011.
- [40] A.D. Martin, W.J. Stirling, R.S. Thorne, G. Watt, Parton distributions for the LHC, Eur. Phys. J. C 63 (2009) 189, <http://dx.doi.org/10.1140/epjc/s10052-009-1072-5>, arXiv:0901.0002.
- [41] H.-L. Lai, J. Huston, Z. Li, P. Nadolsky, J. Pumplin, D. Stump, C.P. Yuan, Uncertainty induced by QCD coupling in the CTEQ global analysis of parton distributions, Phys. Rev. D 82 (2010) 054021, <http://dx.doi.org/10.1103/PhysRevD.82.054021>, arXiv:1004.4624.
- [42] A.L. Read, Presentation of search results: the  $CL_s$  technique, J. Phys. G 28 (2002) 2693, <http://dx.doi.org/10.1088/0954-3899/28/10/313>.
- [43] T. Junk, Confidence level computation for combining searches with small statistics, Nucl. Instrum. Methods A 434 (1999) 435, [http://dx.doi.org/10.1016/S0168-9002\(99\)00498-2](http://dx.doi.org/10.1016/S0168-9002(99)00498-2), arXiv:hep-ex/9902006.
- [44] O.J.P. Éboli, M.C. Gonzalez-Garcia, J.K. Mizukoshi,  $pp \rightarrow jje^\pm \mu^\mp \nu\nu$  and  $jje^\pm \mu^\mp \nu\nu$  at  $\mathcal{O}(\alpha_{em}^6)$  and  $\mathcal{O}(\alpha_{em}^4 \alpha_s^2)$  for the study of the quartic electroweak gauge boson vertex at CERN LHC, Phys. Rev. D 74 (2006) 073005, <http://dx.doi.org/10.1103/PhysRevD.74.073005>, arXiv:hep-ph/0606118.
- [45] S.S. Wilks, The large-sample distribution of the likelihood ratio for testing composite hypotheses, Ann. Math. Stat. 9 (1938) 60, <http://dx.doi.org/10.1214/aoms/1177732360>.

[46] G.J. Gounaris, J. Layssac, F.M. Renard, Unitarity constraints for transverse gauge bosons at LEP and supercolliders, Phys. Lett. B 332 (1994) 146, [http://dx.doi.org/10.1016/0370-2693\(94\)90872-9](http://dx.doi.org/10.1016/0370-2693(94)90872-9), arXiv:hep-ph/9311370.

[47] J. Baglio, J. Bellm, F. Campanario, B. Feigl, J. Frank, T. Figy, M. Kerner, L.D. Ninh, S. Palmer, M. Rauch, R. Roth, F. Schissler, O. Schlimpert, D. Zeppenfeld, Release Note – VBFNLO 2.7.0, arXiv:1404.3940, 2014.

## The CMS Collaboration

V. Khachatryan, A.M. Sirunyan, A. Tumasyan

*Yerevan Physics Institute, Yerevan, Armenia*

W. Adam, E. Asilar, T. Bergauer, J. Brandstetter, E. Brondolin, M. Dragicevic, J. Erö, M. Flechl, M. Friedl, R. Frühwirth<sup>1</sup>, V.M. Ghete, C. Hartl, N. Hörmann, J. Hrubec, M. Jeitler<sup>1</sup>, A. König, I. Krätschmer, D. Liko, T. Matsushita, I. Mikulec, D. Rabady, N. Rad, B. Rahbaran, H. Rohringer, J. Schieck<sup>1</sup>, J. Strauss, W. Treberer-Treberspurg, W. Waltenberger, C.-E. Wulz<sup>1</sup>

*Institut für Hochenergiephysik, Wien, Austria*

V. Mossolov, N. Shumeiko, J. Suarez Gonzalez

*National Centre for Particle and High Energy Physics, Minsk, Belarus*

S. Alderweireldt, E.A. De Wolf, X. Janssen, J. Lauwers, M. Van De Klundert, H. Van Haevermaet, P. Van Mechelen, N. Van Remortel, A. Van Spilbeeck

*Universiteit Antwerpen, Antwerpen, Belgium*

S. Abu Zeid, F. Blekman, J. D'Hondt, N. Daci, I. De Bruyn, K. Deroover, N. Heracleous, S. Lowette, S. Moortgat, L. Moreels, A. Olbrechts, Q. Python, S. Tavernier, W. Van Doninck, P. Van Mulders, I. Van Parijs

*Vrije Universiteit Brussel, Brussel, Belgium*

H. Brun, C. Caillol, B. Clerbaux, G. De Lentdecker, H. Delannoy, G. Fasanella, L. Favart, R. Goldouzian, A. Grebenyuk, G. Karapostoli, T. Lenzi, A. Léonard, J. Luetic, T. Maerschalk, A. Marinov, A. Randle-conde, T. Seva, C. Vander Velde, P. Vanlaer, R. Yonamine, F. Zenoni, F. Zhang<sup>2</sup>

*Université Libre de Bruxelles, Bruxelles, Belgium*

A. Cimmino, T. Cornelis, D. Dobur, A. Fagot, G. Garcia, M. Gul, D. Poyraz, S. Salva, R. Schöfbeck, M. Tytgat, W. Van Driessche, E. Yazgan, N. Zaganidis

*Ghent University, Ghent, Belgium*

C. Beluffi<sup>3</sup>, O. Bondu, S. Brochet, G. Bruno, A. Caudron, L. Ceard, S. De Visscher, C. Delaere, M. Delcourt, L. Forthomme, B. Francois, A. Giammanco, A. Jafari, P. Jez, M. Komm, V. Lemaître, A. Magitteri, A. Mertens, M. Musich, C. Nuttens, K. Piotrkowski, L. Quertenmont, M. Selvaggi, M. Vidal Marono, S. Wertz

*Université Catholique de Louvain, Louvain-la-Neuve, Belgium*

N. Belyi

*Université de Mons, Mons, Belgium*

W.L. Aldá Júnior, F.L. Alves, G.A. Alves, L. Brito, C. Hensel, A. Moraes, M.E. Pol, P. Rebello Teles

*Centro Brasileiro de Pesquisas Físicas, Rio de Janeiro, Brazil*

E. Belchior Batista Das Chagas, W. Carvalho, J. Chinellato<sup>4</sup>, A. Custódio, E.M. Da Costa, G.G. Da Silveira, D. De Jesus Damiao, C. De Oliveira Martins, S. Fonseca De Souza, L.M. Huertas Guativa, H. Malbouisson, D. Matos Figueiredo, C. Mora Herrera, L. Mundim, H. Nogima, W.L. Prado Da Silva, A. Santoro, A. Sznajder, E.J. Tonelli Manganote<sup>4</sup>, A. Vilela Pereira

*Universidade do Estado do Rio de Janeiro, Rio de Janeiro, Brazil*



1 S. Ahuja<sup>a</sup>, C.A. Bernardes<sup>b</sup>, S. Dogra<sup>a</sup>, T.R. Fernandez Perez Tomei<sup>a</sup>, E.M. Gregores<sup>b</sup>, P.G. Mercadante<sup>b</sup>, 66  
 2 C.S. Moon<sup>a,5</sup>, S.F. Novaes<sup>a</sup>, Sandra S. Padula<sup>a</sup>, D. Romero Abad<sup>b</sup>, J.C. Ruiz Vargas 67  
 3 68

4 <sup>a</sup> Universidade Estadual Paulista, São Paulo, Brazil 69

5 <sup>b</sup> Universidade Federal do ABC, São Paulo, Brazil 70

6 71  
 7 A. Aleksandrov, R. Hadjiiska, P. Iaydjiev, M. Rodozov, S. Stoykova, G. Sultanov, M. Vutova 72

8 Institute for Nuclear Research and Nuclear Energy, Sofia, Bulgaria 73  
 9 74

10 75  
 11 A. Dimitrov, I. Glushkov, L. Litov, B. Pavlov, P. Petkov 76

12 University of Sofia, Sofia, Bulgaria 77  
 13 78

14 W. Fang<sup>6</sup> 79

15 Beihang University, Beijing, China 80  
 16 81

17 82  
 18 M. Ahmad, J.G. Bian, G.M. Chen, H.S. Chen, M. Chen, Y. Chen<sup>7</sup>, T. Cheng, C.H. Jiang, D. Leggat, Z. Liu, 83  
 19 F. Romeo, S.M. Shaheen, A. Spiezia, J. Tao, C. Wang, Z. Wang, H. Zhang, J. Zhao 84  
 20 85

21 Institute of High Energy Physics, Beijing, China 86  
 22 87

23 Y. Ban, Q. Li, S. Liu, Y. Mao, S.J. Qian, D. Wang, Z. Xu, D. Yang, Z. Zhang 88  
 24 89

25 State Key Laboratory of Nuclear Physics and Technology, Peking University, Beijing, China 90  
 26 91

27 C. Avila, A. Cabrera, L.F. Chaparro Sierra, C. Florez, J.P. Gomez, C.F. González Hernández, J.D. Ruiz Alvarez, 92  
 28 J.C. Sanabria 93  
 29 94

30 Universidad de Los Andes, Bogota, Colombia 95  
 31 96

32 N. Godinovic, D. Lelas, I. Puljak, P.M. Ribeiro Cipriano 97  
 33 98

34 University of Split, Faculty of Electrical Engineering, Mechanical Engineering and Naval Architecture, Split, Croatia 99  
 35 100

36 Z. Antunovic, M. Kovac 101  
 37 102

38 University of Split, Faculty of Science, Split, Croatia 103  
 39 104

40 V. Brigljevic, D. Ferencek, K. Kadija, S. Micanovic, L. Sudic 105  
 41 106

42 Institute Rudjer Boskovic, Zagreb, Croatia 107  
 43 108

44 A. Attikis, G. Mavromanolakis, J. Mousa, C. Nicolaou, F. Ptochos, P.A. Razis, H. Rykaczewski 109  
 45 110

46 University of Cyprus, Nicosia, Cyprus 111  
 47 112

48 M. Finger<sup>8</sup>, M. Finger Jr.<sup>8</sup> 113  
 49 114

50 Charles University, Prague, Czech Republic 115  
 51 116

52 E. Carrera Jarrin 117  
 53 118

54 Universidad San Francisco de Quito, Quito, Ecuador 119  
 55 120

56 S. Elgammal<sup>9</sup>, A. Mohamed<sup>10</sup>, Y. Mohammed<sup>11</sup>, E. Salama<sup>9,12</sup> 121  
 57 122

58 Academy of Scientific Research and Technology of the Arab Republic of Egypt, Egyptian Network of High Energy Physics, Cairo, Egypt 123  
 59 124

60 B. Calpas, M. Kadastik, M. Murumaa, L. Perrini, M. Raidal, A. Tiko, C. Veelken 125  
 61 126

62 National Institute of Chemical Physics and Biophysics, Tallinn, Estonia 127  
 63 128

64 P. Eerola, J. Pekkanen, M. Voutilainen 129  
 65 130

Department of Physics, University of Helsinki, Helsinki, Finland

J. Härkönen, V. Karimäki, R. Kinnunen, T. Lampén, K. Lassila-Perini, S. Lehti, T. Lindén, P. Luukka, T. Peltola, J. Tuominiemi, E. Tuovinen, L. Wendland

*Helsinki Institute of Physics, Helsinki, Finland*

J. Talvitie, T. Tuuva

*Lappeenranta University of Technology, Lappeenranta, Finland*

M. Besancon, F. Couderc, M. Dejardin, D. Denegri, B. Fabbro, J.L. Faure, C. Favaro, F. Ferri, S. Ganjour, S. Ghosh, A. Givernaud, P. Gras, G. Hamel de Monchenault, P. Jarry, I. Kucher, E. Locci, M. Mached, J. Malcles, J. Rander, A. Rosowsky, M. Titov, A. Zghiche

*IRFU, CEA, Université Paris-Saclay, Gif-sur-Yvette, France*

A. Abdulsalam, I. Antropov, S. Baffioni, F. Beaudette, P. Busson, L. Cadamuro, E. Chapon, C. Charlot, O. Davignon, R. Granier de Cassagnac, M. Jo, S. Lisniak, P. Miné, I.N. Naranjo, M. Nguyen, C. Ochando, G. Ortona, P. Paganini, P. Pigard, S. Regnard, R. Salerno, Y. Sirois, T. Strebler, Y. Yilmaz, A. Zabi

*Laboratoire Leprince-Ringuet, Ecole Polytechnique, IN2P3-CNRS, Palaiseau, France*

J.-L. Agram<sup>13</sup>, J. Andrea, A. Aubin, D. Bloch, J.-M. Brom, M. Buttignol, E.C. Chabert, N. Chanon, C. Collard, E. Conte<sup>13</sup>, X. Coubez, J.-C. Fontaine<sup>13</sup>, D. Gelé, U. Goerlach, A.-C. Le Bihan, J.A. Merlin<sup>14</sup>, K. Skovpen, P. Van Hove

*Institut Pluridisciplinaire Hubert Curien (IPHC), Université de Strasbourg, CNRS-IN2P3, France*

S. Gadrat

*Centre de Calcul de l'Institut National de Physique Nucleaire et de Physique des Particules, CNRS/IN2P3, Villeurbanne, France*

S. Beauceron, C. Bernet, G. Boudoul, E. Bouvier, C.A. Carrillo Montoya, R. Chierici, D. Contardo, B. Courbon, P. Depasse, H. El Mamouni, J. Fan, J. Fay, S. Gascon, M. Gouzevitch, G. Grenier, B. Ille, F. Lagarde, I.B. Laktineh, M. Lethuillier, L. Mirabito, A.L. Pequegnot, S. Perries, A. Popov<sup>15</sup>, D. Sabes, V. Sordini, M. Vander Donckt, P. Verdier, S. Viret

*Université de Lyon, Université Claude Bernard Lyon 1, CNRS-IN2P3, Institut de Physique Nucléaire de Lyon, Villeurbanne, France*

A. Khvedelidze<sup>8</sup>

*Georgian Technical University, Tbilisi, Georgia*

I. Bagaturia<sup>16</sup>

*Tbilisi State University, Tbilisi, Georgia*

C. Autermann, S. Beranek, L. Feld, A. Heister, M.K. Kiesel, K. Klein, M. Lipinski, A. Ostapchuk, M. Preuten, F. Raupach, S. Schael, C. Schomakers, J.F. Schulte, J. Schulz, T. Verlage, H. Weber, V. Zhukov<sup>15</sup>

*RWTH Aachen University, I. Physikalisches Institut, Aachen, Germany*

M. Brodski, E. Dietz-Laursonn, D. Duchardt, M. Endres, M. Erdmann, S. Erdweg, T. Esch, R. Fischer, A. Güth, T. Hebbeker, C. Heidemann, K. Hoepfner, S. Knutzen, M. Merschmeyer, A. Meyer, P. Millet, S. Mukherjee, M. Olschewski, K. Padeken, P. Papacz, T. Pook, M. Radziej, H. Reithler, M. Rieger, F. Scheuch, L. Sonnenschein, D. Teysier, S. Thüer

*RWTH Aachen University, III. Physikalisches Institut A, Aachen, Germany*

V. Cherepanov, Y. Erdogan, G. Flügge, F. Hoehle, B. Kargoll, T. Kress, A. Künsken, J. Lingemann, A. Nehr Korn, A. Nowack, I.M. Nugent, C. Pistone, O. Pooth, A. Stahl<sup>14</sup>

*RWTH Aachen University, III. Physikalisches Institut B, Aachen, Germany*

1 M. Aldaya Martin, C. Asawatangtrakuldee, I. Asin, K. Beernaert, O. Behnke, U. Behrens, A.A. Bin Anuar, 66  
 2 K. Borras<sup>17</sup>, A. Campbell, P. Connor, C. Contreras-Campana, F. Costanza, C. Diez Pardos, G. Dolinska, 67  
 3 G. Eckerlin, D. Eckstein, E. Gallo<sup>18</sup>, J. Garay Garcia, A. Geiser, A. Gizhko, J.M. Grados Luyando, 68  
 4 P. Gunnellini, A. Harb, J. Hauk, M. Hempel<sup>19</sup>, H. Jung, A. Kalogeropoulos, O. Karacheban<sup>19</sup>, M. Kasemann, 69  
 5 J. Keaveney, J. Kieseler, C. Kleinwort, I. Korol, W. Lange, A. Lelek, J. Leonard, K. Lipka, A. Lobanov, 70  
 6 W. Lohmann<sup>19</sup>, R. Mankel, I.-A. Melzer-Pellmann, A.B. Meyer, G. Mittag, J. Mnich, A. Mussgiller, 71  
 7 E. Ntomari, D. Pitzl, R. Placakyte, A. Raspereza, B. Roland, M.Ö. Sahin, P. Saxena, T. Schoerner-Sadenius, 72  
 8 C. Seitz, S. Spannagel, N. Stefaniuk, K.D. Trippkewitz, G.P. Van Onsem, R. Walsh, C. Wissing 73  
 9  
 10

11 *Deutsches Elektronen-Synchrotron, Hamburg, Germany* 74  
 12 75  
 13 76  
 14 77

13 V. Blobel, M. Centis Vignali, A.R. Draeger, T. Dreyer, E. Garutti, K. Goebel, D. Gonzalez, J. Haller, 78  
 14 M. Hoffmann, A. Junkes, R. Klanner, R. Kogler, N. Kovalchuk, T. Lapsien, T. Lenz, I. Marchesini, D. Marconi, 79  
 15 M. Meyer, M. Niedziela, D. Nowatschin, J. Ott, F. Pantaleo<sup>14</sup>, T. Peiffer, A. Perieanu, J. Poehlsen, C. Sander, 80  
 16 C. Scharf, P. Schleper, A. Schmidt, S. Schumann, J. Schwandt, H. Stadie, G. Steinbrück, F.M. Stober, 81  
 17 M. Stöver, H. Tholen, D. Troendle, E. Usai, L. Vanelderen, A. Vanhoefer, B. Vormwald 82  
 18  
 19

20 *University of Hamburg, Hamburg, Germany* 83  
 21 84  
 22 85  
 23 86

22 C. Barth, C. Baus, J. Berger, E. Butz, T. Chwalek, F. Colombo, W. De Boer, A. Dierlamm, S. Fink, R. Friese, 87  
 23 M. Giffels, A. Gilbert, D. Haitz, F. Hartmann<sup>14</sup>, S.M. Heindl, U. Husemann, I. Katkov<sup>15</sup>, P. Lobelle Pardo, 88  
 24 B. Maier, H. Mildner, M.U. Mozer, T. Müller, Th. Müller, M. Plagge, G. Quast, K. Rabbertz, S. Röcker, 89  
 25 F. Roscher, M. Schröder, G. Sieber, H.J. Simonis, R. Ulrich, J. Wagner-Kuhr, S. Wayand, M. Weber, 90  
 26 T. Weiler, S. Williamson, C. Wöhrmann, R. Wolf 91  
 27  
 28

29 *Institut für Experimentelle Kernphysik, Karlsruhe, Germany* 92  
 30 93  
 31 94  
 32 95

31 G. Anagnostou, G. Daskalakis, T. Gerasis, V.A. Giakoumopoulou, A. Kyriakis, D. Loukas, I. Topsis-Giotis 96  
 32  
 33

34 *Institute of Nuclear and Particle Physics (INPP), NCSR Demokritos, Aghia Paraskevi, Greece* 97  
 35 98  
 36 99  
 37 100

34 A. Agapitos, S. Kesisoglou, A. Panagiotou, N. Saoulidou, E. Tziaferi 101  
 35  
 36

37 *National and Kapodistrian University of Athens, Athens, Greece* 102  
 38 103  
 39 104

38 I. Evangelou, G. Flouris, C. Foudas, P. Kokkas, N. Loukas, N. Manthos, I. Papadopoulos, E. Paradis 105  
 39  
 40

41 *University of Ioánnina, Ioánnina, Greece* 106  
 42 107  
 43 108

42 N. Filipovic 109  
 43  
 44

44 *MTA-ELTE Lendület CMS Particle and Nuclear Physics Group, Eötvös Loránd University, Budapest, Hungary* 110  
 45 111  
 46 112

46 G. Bencze, C. Hajdu, P. Hidas, D. Horvath<sup>20</sup>, F. Sikler, V. Veszpremi, G. Vesztergombi<sup>21</sup>, A.J. Zsigmond 113  
 47  
 48

48 *Wigner Research Centre for Physics, Budapest, Hungary* 114  
 49 115  
 50 116

49 N. Beni, S. Czellar, J. Karancsi<sup>22</sup>, A. Makovec, J. Molnar, Z. Szillasi 117  
 50  
 51

51 *Institute of Nuclear Research ATOMKI, Debrecen, Hungary* 118  
 52 119  
 53 120

53 M. Bartók<sup>21</sup>, P. Raics, Z.L. Trocsanyi, B. Ujvari 121  
 54  
 55

54 *Institute of Physics, University of Debrecen, Hungary* 122  
 56 123  
 57 124

57 S. Bahinipati, S. Choudhury<sup>23</sup>, P. Mal, K. Mandal, A. Nayak<sup>24</sup>, D.K. Sahoo, N. Sahoo, S.K. Swain 125  
 58  
 59

59 *National Institute of Science Education and Research, Bhubaneswar, India* 126  
 60 127  
 61 128

61 S. Bansal, S.B. Beri, V. Bhatnagar, R. Chawla, R. Gupta, U. Bhawandeep, A.K. Kalsi, A. Kaur, M. Kaur, 129  
 62 R. Kumar, A. Mehta, M. Mittal, J.B. Singh, G. Walia 130  
 63  
 64

64 *Panjab University, Chandigarh, India* 131  
 65 132

1 Ashok Kumar, A. Bhardwaj, B.C. Choudhary, R.B. Garg, S. Keshri, A. Kumar, S. Malhotra, M. Naimuddin, 66  
 2 N. Nishu, K. Ranjan, R. Sharma, V. Sharma 67

3 University of Delhi, Delhi, India 68  
 4 69

5 R. Bhattacharya, S. Bhattacharya, K. Chatterjee, S. Dey, S. Dutt, S. Dutta, S. Ghosh, N. Majumdar, 70  
 6 A. Modak, K. Mondal, S. Mukhopadhyay, S. Nandan, A. Purohit, A. Roy, D. Roy, S. Roy Chowdhury, 71  
 7 S. Sarkar, M. Sharan, S. Thakur 72  
 8 73  
 9 74

10 Saha Institute of Nuclear Physics, Kolkata, India 75  
 11 76

12 P.K. Behera 77

13 Indian Institute of Technology Madras, Madras, India 78  
 14 79

15 R. Chudasama, D. Dutta, V. Jha, V. Kumar, A.K. Mohanty<sup>14</sup>, P.K. Netrakanti, L.M. Pant, P. Shukla, A. Topkar 80  
 16 81  
 17 82

18 Bhabha Atomic Research Centre, Mumbai, India 83  
 19 84

20 T. Aziz, S. Dugad, G. Kole, B. Mahakud, S. Mitra, G.B. Mohanty, N. Sur, B. Sutar 85  
 21 86

22 Tata Institute of Fundamental Research-A, Mumbai, India 87  
 23 88

24 S. Banerjee, S. Bhowmik<sup>25</sup>, R.K. Dewanjee, S. Ganguly, M. Guchait, Sa. Jain, S. Kumar, M. Maity<sup>25</sup>, 89  
 25 G. Majumder, K. Mazumdar, B. Parida, T. Sarkar<sup>25</sup>, N. Wickramage<sup>26</sup> 90  
 26 91

27 Tata Institute of Fundamental Research-B, Mumbai, India 92  
 28 93

29 S. Chauhan, S. Dube, A. Kapoor, K. Kotheekar, A. Rane, S. Sharma 94  
 30 95

31 Indian Institute of Science Education and Research (IISER), Pune, India 96  
 32 97

33 H. Bakhshiansohi, H. Behnamian, S. Chenarani<sup>27</sup>, E. Eskandari Tadavani, S.M. Etesami<sup>27</sup>, A. Fahim<sup>28</sup>, 98  
 34 M. Khakzad, M. Mohammadi Najafabadi, M. Naseri, S. Paktinat Mehdiabadi, F. Rezaei Hosseinabadi, 99  
 35 B. Safarzadeh<sup>29</sup>, M. Zeinali 100  
 36 101

37 Institute for Research in Fundamental Sciences (IPM), Tehran, Iran 102  
 38 103

39 M. Felcini, M. Grunewald 104  
 40 105

41 University College Dublin, Dublin, Ireland 106  
 42 107

43 M. Abbrescia<sup>a,b</sup>, C. Calabria<sup>a,b</sup>, C. Caputo<sup>a,b</sup>, A. Colaleo<sup>a</sup>, D. Creanza<sup>a,c</sup>, L. Cristella<sup>a,b</sup>, N. De Filippis<sup>a,c</sup>, 108  
 44 M. De Palma<sup>a,b</sup>, L. Fiore<sup>a</sup>, G. Iaselli<sup>a,c</sup>, G. Maggi<sup>a,c</sup>, M. Maggi<sup>a</sup>, G. Miniello<sup>a,b</sup>, S. My<sup>a,b</sup>, S. Nuzzo<sup>a,b</sup>, 109  
 45 A. Pompili<sup>a,b</sup>, G. Pugliese<sup>a,c</sup>, R. Radogna<sup>a,b</sup>, A. Ranieri<sup>a</sup>, G. Selvaggi<sup>a,b</sup>, L. Silvestris<sup>a,14</sup>, R. Venditti<sup>a,b</sup>, 110  
 46 P. Verwilligen<sup>a</sup> 111  
 47 112

48 <sup>a</sup> INFN Sezione di Bari, Bari, Italy 113

49 <sup>b</sup> Università di Bari, Bari, Italy 114

50 <sup>c</sup> Politecnico di Bari, Bari, Italy 115  
 51 116

52 G. Abbiendi<sup>a</sup>, C. Battilana, D. Bonacorsi<sup>a,b</sup>, S. Braibant-Giacomelli<sup>a,b</sup>, L. Brigliadori<sup>a,b</sup>, R. Campanini<sup>a,b</sup>, 117  
 53 P. Capiluppi<sup>a,b</sup>, A. Castro<sup>a,b</sup>, F.R. Cavallo<sup>a</sup>, S.S. Chhibra<sup>a,b</sup>, G. Codispoti<sup>a,b</sup>, M. Cuffiani<sup>a,b</sup>, 118  
 54 G.M. Dallavalle<sup>a</sup>, F. Fabbri<sup>a</sup>, A. Fanfani<sup>a,b</sup>, D. Fasanella<sup>a,b</sup>, P. Giacomelli<sup>a</sup>, C. Grandi<sup>a</sup>, L. Guiducci<sup>a,b</sup>, 119  
 55 S. Marcellini<sup>a</sup>, G. Masetti<sup>a</sup>, A. Montanari<sup>a</sup>, F.L. Navarria<sup>a,b</sup>, A. Perrotta<sup>a</sup>, A.M. Rossi<sup>a,b</sup>, T. Rovelli<sup>a,b</sup>, 120  
 56 G.P. Siroli<sup>a,b</sup>, N. Tosi<sup>a,b,14</sup> 121  
 57 122

58 <sup>a</sup> INFN Sezione di Bologna, Bologna, Italy 123

59 <sup>b</sup> Università di Bologna, Bologna, Italy 124  
 60 125

61 S. Albergo<sup>a,b</sup>, M. Chiorboli<sup>a,b</sup>, S. Costa<sup>a,b</sup>, A. Di Mattia<sup>a</sup>, F. Giordano<sup>a,b</sup>, R. Potenza<sup>a,b</sup>, A. Tricomi<sup>a,b</sup>, 126  
 62 C. Tuve<sup>a,b</sup> 127  
 63 128

64 <sup>a</sup> INFN Sezione di Catania, Catania, Italy 129

65 <sup>b</sup> Università di Catania, Catania, Italy 130

1 G. Barbagli <sup>a</sup>, V. Ciulli <sup>a,b</sup>, C. Civinini <sup>a</sup>, R. D'Alessandro <sup>a,b</sup>, E. Focardi <sup>a,b</sup>, V. Gori <sup>a,b</sup>, P. Lenzi <sup>a,b</sup>,  
 2 M. Meschini <sup>a</sup>, S. Paoletti <sup>a</sup>, G. Sguazzoni <sup>a</sup>, L. Viliani <sup>a,b,14</sup>

4 <sup>a</sup> INFN Sezione di Firenze, Firenze, Italy

5 <sup>b</sup> Università di Firenze, Firenze, Italy

6 L. Benussi, S. Bianco, F. Fabbri, D. Piccolo, F. Primavera <sup>14</sup>

8 INFN Laboratori Nazionali di Frascati, Frascati, Italy

10 V. Calvelli <sup>a,b</sup>, F. Ferro <sup>a</sup>, M. Lo Vetere <sup>a,b</sup>, M.R. Monge <sup>a,b</sup>, E. Robutti <sup>a</sup>, S. Tosi <sup>a,b</sup>

12 <sup>a</sup> INFN Sezione di Genova, Genova, Italy

13 <sup>b</sup> Università di Genova, Genova, Italy

14 L. Brianza, M.E. Dinardo <sup>a,b</sup>, S. Fiorendi <sup>a,b</sup>, S. Gennai <sup>a</sup>, A. Ghezzi <sup>a,b</sup>, P. Govoni <sup>a,b</sup>, S. Malvezzi <sup>a</sup>,  
 15 R.A. Manzoni <sup>a,b,14</sup>, B. Marzocchi <sup>a,b</sup>, D. Menasce <sup>a</sup>, L. Moroni <sup>a</sup>, M. Paganoni <sup>a,b</sup>, D. Pedrini <sup>a</sup>, S. Pigazzini,  
 16 S. Ragazzi <sup>a,b</sup>, T. Tabarelli de Fatis <sup>a,b</sup>

18 <sup>a</sup> INFN Sezione di Milano-Bicocca, Milano, Italy

19 <sup>b</sup> Università di Milano-Bicocca, Milano, Italy

21 S. Buontempo <sup>a</sup>, N. Cavallo <sup>a,c</sup>, G. De Nardo, S. Di Guida <sup>a,d,14</sup>, M. Esposito <sup>a,b</sup>, F. Fabozzi <sup>a,c</sup>,  
 22 A.O.M. Iorio <sup>a,b</sup>, G. Lanza <sup>a</sup>, L. Lista <sup>a</sup>, S. Meola <sup>a,d,14</sup>, M. Merola <sup>a</sup>, P. Paolucci <sup>a,14</sup>, C. Sciacca <sup>a,b</sup>, F. Thyssen

24 <sup>a</sup> INFN Sezione di Napoli, Napoli, Italy

25 <sup>b</sup> Università di Napoli 'Federico II', Napoli, Italy

26 <sup>c</sup> Università della Basilicata, Potenza, Italy

27 <sup>d</sup> Università G. Marconi, Roma, Italy

29 P. Azzi <sup>a,14</sup>, N. Bacchetta <sup>a</sup>, L. Benato <sup>a,b</sup>, D. Bisello <sup>a,b</sup>, A. Boletti <sup>a,b</sup>, R. Carlin <sup>a,b</sup>,  
 30 A. Carvalho Antunes De Oliveira <sup>a,b</sup>, P. Checchia <sup>a</sup>, M. Dall'Osso <sup>a,b</sup>, P. De Castro Manzano <sup>a</sup>, T. Dorigo <sup>a</sup>,  
 31 U. Dosselli <sup>a</sup>, F. Gasparini <sup>a,b</sup>, U. Gasparini <sup>a,b</sup>, A. Gozzelino <sup>a</sup>, S. Lacaprara <sup>a</sup>, M. Margoni <sup>a,b</sup>,  
 32 A.T. Meneguzzo <sup>a,b</sup>, J. Pazzini <sup>a,b,14</sup>, N. Pozzobon <sup>a,b</sup>, P. Ronchese <sup>a,b</sup>, F. Simonetto <sup>a,b</sup>, E. Torassa <sup>a</sup>,  
 33 M. Zanetti, P. Zotto <sup>a,b</sup>, A. Zucchetta <sup>a,b</sup>, G. Zumerle <sup>a,b</sup>

35 <sup>a</sup> INFN Sezione di Padova, Padova, Italy

36 <sup>b</sup> Università di Padova, Padova, Italy

37 <sup>c</sup> Università di Trento, Trento, Italy

39 A. Braghieri <sup>a</sup>, A. Magnani <sup>a,b</sup>, P. Montagna <sup>a,b</sup>, S.P. Ratti <sup>a,b</sup>, V. Re <sup>a</sup>, C. Riccardi <sup>a,b</sup>, P. Salvini <sup>a</sup>, I. Vai <sup>a,b</sup>,  
 40 P. Vitulo <sup>a,b</sup>

42 <sup>a</sup> INFN Sezione di Pavia, Pavia, Italy

43 <sup>b</sup> Università di Pavia, Pavia, Italy

45 L. Alunni Solestizi <sup>a,b</sup>, G.M. Bilei <sup>a</sup>, D. Ciangottini <sup>a,b</sup>, L. Fanò <sup>a,b</sup>, P. Lariccia <sup>a,b</sup>, R. Leonardi <sup>a,b</sup>,  
 46 G. Mantovani <sup>a,b</sup>, M. Menichelli <sup>a</sup>, A. Saha <sup>a</sup>, A. Santocchia <sup>a,b</sup>

48 <sup>a</sup> INFN Sezione di Perugia, Perugia, Italy

49 <sup>b</sup> Università di Perugia, Perugia, Italy

51 K. Androsov <sup>a,30</sup>, P. Azzurri <sup>a,14</sup>, G. Bagliesi <sup>a</sup>, J. Bernardini <sup>a</sup>, T. Boccali <sup>a</sup>, R. Castaldi <sup>a</sup>, M.A. Ciocci <sup>a,30</sup>,  
 52 R. Dell'Orso <sup>a</sup>, S. Donato <sup>a,c</sup>, G. Fedi, A. Giassi <sup>a</sup>, M.T. Grippo <sup>a,30</sup>, F. Ligabue <sup>a,c</sup>, T. Lomtadze <sup>a</sup>, L. Martini <sup>a,b</sup>,  
 53 A. Messineo <sup>a,b</sup>, F. Palla <sup>a</sup>, A. Rizzi <sup>a,b</sup>, A. Savoy-Navarro <sup>a,31</sup>, P. Spagnolo <sup>a</sup>, R. Tenchini <sup>a</sup>, G. Tonelli <sup>a,b</sup>,  
 54 A. Venturi <sup>a</sup>, P.G. Verdini <sup>a</sup>

56 <sup>a</sup> INFN Sezione di Pisa, Pisa, Italy

57 <sup>b</sup> Università di Pisa, Pisa, Italy

58 <sup>c</sup> Scuola Normale Superiore di Pisa, Pisa, Italy

59 L. Barone <sup>a,b</sup>, F. Cavallari <sup>a</sup>, M. Cipriani <sup>a,b</sup>, G. D'imperio <sup>a,b,14</sup>, D. Del Re <sup>a,b,14</sup>, M. Diemoz <sup>a</sup>, S. Gelli <sup>a,b</sup>,  
 60 C. Jorda <sup>a</sup>, E. Longo <sup>a,b</sup>, F. Margaroli <sup>a,b</sup>, P. Meridiani <sup>a</sup>, G. Organtini <sup>a,b</sup>, R. Paramatti <sup>a</sup>, F. Preiato <sup>a,b</sup>,  
 61 S. Rahatlou <sup>a,b</sup>, C. Rovelli <sup>a</sup>, F. Santanastasio <sup>a,b</sup>

64 <sup>a</sup> INFN Sezione di Roma, Roma, Italy

65 <sup>b</sup> Università di Roma, Roma, Italy

1 N. Amapane<sup>a,b</sup>, R. Arcidiacono<sup>a,c,14</sup>, S. Argiro<sup>a,b</sup>, M. Arneodo<sup>a,c</sup>, N. Bartosik<sup>a</sup>, R. Bellan<sup>a,b</sup>, C. Biino<sup>a</sup>, 66  
 2 N. Cartiglia<sup>a</sup>, F. Cenna<sup>a,b</sup>, M. Costa<sup>a,b</sup>, R. Covarelli<sup>a,b</sup>, A. Degano<sup>a,b</sup>, N. Demaria<sup>a</sup>, L. Finco<sup>a,b</sup>, B. Kiani<sup>a,b</sup>, 67  
 3 C. Mariotti<sup>a</sup>, S. Maselli<sup>a</sup>, E. Migliore<sup>a,b</sup>, V. Monaco<sup>a,b</sup>, E. Monteil<sup>a,b</sup>, M.M. Obertino<sup>a,b</sup>, L. Pacher<sup>a,b</sup>, 68  
 4 N. Pastrone<sup>a</sup>, M. Pelliccioni<sup>a</sup>, G.L. Pinna Angioni<sup>a,b</sup>, F. Ravera<sup>a,b</sup>, A. Romero<sup>a,b</sup>, M. Ruspa<sup>a,c</sup>, R. Sacchi<sup>a,b</sup>, 69  
 5 K. Shchelina<sup>a,b</sup>, V. Sola<sup>a</sup>, A. Solano<sup>a,b</sup>, A. Staiano<sup>a</sup>, P. Traczyk<sup>a,b</sup> 70  
 6

7 <sup>a</sup> INFN Sezione di Torino, Torino, Italy 72

8 <sup>b</sup> Università di Torino, Torino, Italy 73

9 <sup>c</sup> Università del Piemonte Orientale, Novara, Italy 74

10 S. Belforte<sup>a</sup>, M. Casarsa<sup>a</sup>, F. Cossutti<sup>a</sup>, G. Della Ricca<sup>a,b</sup>, C. La Licata<sup>a,b</sup>, A. Schizzi<sup>a,b</sup>, A. Zanetti<sup>a</sup> 75  
 11 76  
 12

13 <sup>a</sup> INFN Sezione di Trieste, Trieste, Italy 78

14 <sup>b</sup> Università di Trieste, Trieste, Italy 79

15 D.H. Kim, G.N. Kim, M.S. Kim, S. Lee, S.W. Lee, Y.D. Oh, S. Sekmen, D.C. Son, Y.C. Yang 80  
 16 81  
 17

18 Kyungpook National University, Daegu, Republic of Korea 82

19 H. Kim, A. Lee 83  
 20 84  
 21

22 Chonbuk National University, Jeonju, Republic of Korea 85  
 23 86  
 24

25 J.A. Brochero Cifuentes, T.J. Kim 87  
 26 88  
 27

28 Hanyang University, Seoul, Republic of Korea 89  
 29 90  
 30

31 S. Cho, S. Choi, Y. Go, D. Gyun, S. Ha, B. Hong, Y. Jo, Y. Kim, B. Lee, K. Lee, K.S. Lee, S. Lee, J. Lim, 91  
 32 S.K. Park, Y. Roh 92  
 33 93  
 34

35 Korea University, Seoul, Republic of Korea 94  
 36 95  
 37

38 J. Almond, J. Kim, S.B. Oh, S.h. Seo, U.K. Yang, H.D. Yoo, G.B. Yu 96  
 39 97  
 40

41 Seoul National University, Seoul, Republic of Korea 98  
 42 99  
 43

44 M. Choi, H. Kim, H. Kim, J.H. Kim, J.S.H. Lee, I.C. Park, G. Ryu, M.S. Ryu 100  
 45 101  
 46

47 University of Seoul, Seoul, Republic of Korea 102  
 48 103  
 49

50 Y. Choi, J. Goh, C. Hwang, D. Kim, J. Lee, I. Yu 104  
 51 105  
 52

53 Sungkyunkwan University, Suwon, Republic of Korea 106  
 54 107  
 55

56 V. Dudenas, A. Juodagalvis, J. Vaitkus 108  
 57 109  
 58

59 Vilnius University, Vilnius, Lithuania 110  
 60 111  
 61

62 I. Ahmed, Z.A. Ibrahim, J.R. Komaragiri, M.A.B. Md Ali<sup>32</sup>, F. Mohamad Idris<sup>33</sup>, W.A.T. Wan Abdullah, 112  
 63 M.N. Yusli, Z. Zolkapli 113  
 64 114  
 65

66 National Centre for Particle Physics, Universiti Malaya, Kuala Lumpur, Malaysia 115  
 67 116  
 68

69 H. Castilla-Valdez, E. De La Cruz-Burelo, I. Heredia-De La Cruz<sup>34</sup>, A. Hernandez-Almada, 117  
 70 R. Lopez-Fernandez, J. Mejia Guisao, A. Sanchez-Hernandez 118  
 71 119  
 72

73 Centro de Investigacion y de Estudios Avanzados del IPN, Mexico City, Mexico 120  
 74 121  
 75

76 S. Carrillo Moreno, C. Oropeza Barrera, F. Vazquez Valencia 122  
 77 123  
 78

79 Universidad Iberoamericana, Mexico City, Mexico 124  
 80 125  
 81

82 S. Carpitneyro, I. Pedraza, H.A. Salazar Ibarguen, C. Uribe Estrada 126  
 83 127  
 84

85 Benemerita Universidad Autonoma de Puebla, Puebla, Mexico 128  
 86 129  
 87

1 A. Morelos Pineda

2 *Universidad Autónoma de San Luis Potosí, San Luis Potosí, Mexico*

4 D. Krofcheck

6 *University of Auckland, Auckland, New Zealand*

8 P.H. Butler

10 *University of Canterbury, Christchurch, New Zealand*

12 A. Ahmad, M. Ahmad, Q. Hassan, H.R. Hoorani, W.A. Khan, M.A. Shah, M. Shoaib, M. Waqas

14 *National Centre for Physics, Quaid-I-Azam University, Islamabad, Pakistan*

16 H. Bialkowska, M. Bluj, B. Boimska, T. Frueboes, M. Górski, M. Kazana, K. Nawrocki,  
17 K. Romanowska-Rybinska, M. Szleper, P. Zalewski

19 *National Centre for Nuclear Research, Swierk, Poland*

21 K. Bunkowski, A. Byszuk<sup>35</sup>, K. Doroba, A. Kalinowski, M. Konecki, J. Krolikowski, M. Misiura,  
22 M. Olszewski, M. Walczak

24 *Institute of Experimental Physics, Faculty of Physics, University of Warsaw, Warsaw, Poland*

26 P. Bargassa, C. Beirão Da Cruz E Silva, A. Di Francesco, P. Faccioli, P.G. Ferreira Parracho, M. Gallinaro,  
27 J. Hollar, N. Leonardo, L. Lloret Iglesias, M.V. Nemallapudi, J. Rodrigues Antunes, J. Seixas, O. Toldaiev,  
28 D. Vadrucio, J. Varela, P. Vischia

30 *Laboratório de Instrumentação e Física Experimental de Partículas, Lisboa, Portugal*

32 P. Bunin, I. Golutvin, I. Gorbunov, A. Kamenev, V. Karjavin, V. Korenkov, A. Lanev, A. Malakhov,  
33 V. Matveev<sup>36,37</sup>, V.V. Mitsyn, P. Moisenz, V. Palichik, V. Perelygin, S. Shmatov, S. Shulha, N. Skatchkov,  
34 V. Smirnov, E. Tikhonenko, A. Zarubin

36 *Joint Institute for Nuclear Research, Dubna, Russia*

38 L. Chtchipounov, V. Golovtsov, Y. Ivanov, V. Kim<sup>38</sup>, E. Kuznetsova<sup>39</sup>, V. Murzin, V. Oreshkin, V. Sulimov,  
39 A. Vorobyev

42 *Petersburg Nuclear Physics Institute, Gatchina (St. Petersburg), Russia*

44 Yu. Andreev, A. Dermenev, S. Gninenko, N. Golubev, A. Karneyeu, M. Kirsanov, N. Krasnikov,  
45 A. Pashenkov, D. Tlisov, A. Toropin

47 *Institute for Nuclear Research, Moscow, Russia*

49 V. Epshteyn, V. Gavrilov, N. Lychkovskaya, V. Popov, I. Pozdnyakov, G. Safronov, A. Spiridonov, M. Toms,  
50 E. Vlasov, A. Zhokin

52 *Institute for Theoretical and Experimental Physics, Moscow, Russia*

54 M. Chadeeva<sup>40</sup>, M. Danilov<sup>40</sup>, O. Markin

56 *National Research Nuclear University 'Moscow Engineering Physics Institute' (MEPhI), Moscow, Russia*

58 V. Andreev, M. Azarkin<sup>37</sup>, I. Dremin<sup>37</sup>, M. Kirakosyan, A. Leonidov<sup>37</sup>, S.V. Rusakov, A. Terkulov

59 *P.N. Lebedev Physical Institute, Moscow, Russia*

61 A. Baskakov, A. Belyaev, E. Boos, M. Dubinin<sup>41</sup>, L. Dudko, A. Ershov, A. Gribushin, V. Klyukhin,  
62 O. Kodolova, I. Lokhtin, I. Miagkov, S. Obraztsov, S. Petrushanko, V. Savrin, A. Snigirev

64 *Skobeltsyn Institute of Nuclear Physics, Lomonosov Moscow State University, Moscow, Russia*

1 I. Azhgirey, I. Bayshev, S. Bitioukov, D. Elumakhov, V. Kachanov, A. Kalinin, D. Konstantinov, 66  
 2 V. Krychkin, V. Petrov, R. Ryutin, A. Sobol, S. Troshin, N. Tyurin, A. Uzunian, A. Volkov 67

3 State Research Center of Russian Federation, Institute for High Energy Physics, Protvino, Russia 68  
 4 69

5 P. Adzic<sup>42</sup>, P. Cirkovic, D. Devetak, J. Milosevic, V. Rekovic 70  
 6 71

7 University of Belgrade, Faculty of Physics and Vinca Institute of Nuclear Sciences, Belgrade, Serbia 72  
 8 73

9 J. Alcaraz Maestre, E. Calvo, M. Cerrada, M. Chamizo Llatas, N. Colino, B. De La Cruz, A. Delgado Peris, 74  
 10 A. Escalante Del Valle, C. Fernandez Bedoya, J.P. Fernández Ramos, J. Flix, M.C. Fouz, P. Garcia-Abia, 75  
 11 O. Gonzalez Lopez, S. Goy Lopez, J.M. Hernandez, M.I. Josa, E. Navarro De Martino, 76  
 12 A. Pérez-Calero Yzquierdo, J. Puerta Pelayo, A. Quintario Olmeda, I. Redondo, L. Romero, M.S. Soares 77  
 13 78  
 14 79

15 Centro de Investigaciones Energéticas Medioambientales y Tecnológicas (CIEMAT), Madrid, Spain 80  
 16 81

17 J.F. de Trocóniz, M. Missiroli, D. Moran 82  
 18 83

19 Universidad Autónoma de Madrid, Madrid, Spain 84  
 20 85

21 J. Cuevas, J. Fernandez Menendez, I. Gonzalez Caballero, J.R. González Fernández, E. Palencia Cortezon, 86  
 22 S. Sanchez Cruz, J.M. Vizan Garcia 87  
 23 88

24 Universidad de Oviedo, Oviedo, Spain 89  
 25 90

26 I.J. Cabrillo, A. Calderon, J.R. Castiñeiras De Saa, E. Curras, M. Fernandez, J. Garcia-Ferrero, G. Gomez, 91  
 27 A. Lopez Virto, J. Marco, C. Martinez Rivero, F. Matorras, J. Piedra Gomez, T. Rodrigo, A. Ruiz-Jimeno, 92  
 28 L. Scodellaro, N. Trevisani, I. Vila, R. Vilar Cortabitarte 93  
 29 94

30 Instituto de Física de Cantabria (IFCA), CSIC-Universidad de Cantabria, Santander, Spain 95  
 31 96

32 D. Abbaneo, E. Auffray, G. Auzinger, M. Bachtis, P. Baillon, A.H. Ball, D. Barney, P. Bloch, A. Bocci, 97  
 33 A. Bonato, C. Botta, T. Camporesi, R. Castello, M. Cepeda, G. Cerminara, M. D'Alfonso, D. d'Enterria, 98  
 34 A. Dabrowski, V. Daponte, A. David, M. De Gruttola, F. De Guio, A. De Roeck, E. Di Marco<sup>43</sup>, M. Dobson, 99  
 35 M. Dordevic, B. Dorney, T. du Pree, D. Duggan, M. Dünser, N. Dupont, A. Elliott-Peisert, S. Fartoukh, 100  
 36 G. Franzoni, J. Fulcher, W. Funk, D. Gigi, K. Gill, M. Girone, F. Glege, D. Gulhan, S. Gundacker, M. Guthoff, 101  
 37 J. Hammer, P. Harris, J. Hegeman, V. Innocente, P. Janot, H. Kirschenmann, V. Knünz, A. Kornmayer<sup>14</sup>, 102  
 38 M.J. Kortelainen, K. Kousouris, M. Krammer<sup>1</sup>, P. Lecoq, C. Lourenço, M.T. Lucchini, L. Malgeri, 103  
 39 M. Mannelli, A. Martelli, F. Meijers, S. Mersi, E. Meschi, F. Moortgat, S. Morovic, M. Mulders, 104  
 40 H. Neugebauer, S. Orfanelli<sup>44</sup>, L. Orsini, L. Pape, E. Perez, M. Peruzzi, A. Petrilli, G. Petrucciani, A. Pfeiffer, 105  
 41 M. Pierini, A. Racz, T. Reis, G. Rolandi<sup>45</sup>, M. Rovere, M. Ruan, H. Sakulin, J.B. Sauvan, C. Schäfer, 106  
 42 C. Schwick, M. Seidel, A. Sharma, P. Silva, M. Simon, P. Sphicas<sup>46</sup>, J. Steggemann, M. Stoye, Y. Takahashi, 107  
 43 M. Tosi, D. Treille, A. Triossi, A. Tsirou, V. Veckalns<sup>47</sup>, G.I. Veres<sup>21</sup>, N. Wardle, H.K. Wöhri, 108  
 44 A. Zagozdinska<sup>35</sup>, W.D. Zeuner 109  
 45 110  
 46 111  
 47 112  
 48 113

49 CERN, European Organization for Nuclear Research, Geneva, Switzerland 114  
 50 115

51 W. Bertl, K. Deiters, W. Erdmann, R. Horisberger, Q. Ingram, H.C. Kaestli, D. Kotlinski, U. Langenegger, 116  
 52 T. Rohe 117  
 53 118

54 Paul Scherrer Institut, Villigen, Switzerland 119  
 55 120

56 F. Bachmair, L. Bäni, L. Bianchini, B. Casal, G. Dissertori, M. Dittmar, M. Donegà, P. Eller, C. Grab, 121  
 57 C. Heidegger, D. Hits, J. Hoss, G. Kasieczka, P. Lecomte<sup>†</sup>, W. Lustermann, B. Mangano, M. Marionneau, 122  
 58 P. Martinez Ruiz del Arbol, M. Masciovecchio, M.T. Meinhard, D. Meister, F. Micheli, P. Musella, 123  
 59 F. Nessi-Tedaldi, F. Pandolfi, J. Pata, F. Pauss, G. Perrin, L. Perrozzi, M. Quittnat, M. Rossini, 124  
 60 M. Schönemberger, A. Starodumov<sup>48</sup>, M. Takahashi, V.R. Tavolaro, K. Theofilatos, R. Wallny 125  
 61 126  
 62 127

63 Institute for Particle Physics, ETH Zurich, Zurich, Switzerland 128  
 64 129  
 65 130



1 T.K. Aarrestad, C. Amsler<sup>49</sup>, L. Caminada, M.F. Canelli, V. Chiochia, A. De Cosa, C. Galloni, A. Hinzmann, 66  
 2 T. Hreus, B. Kilminster, C. Lange, J. Ngadiuba, D. Pinna, G. Rauco, P. Robmann, D. Salerno, Y. Yang 67  
 3 68

4 *Universität Zürich, Zurich, Switzerland* 69  
 5 70

6 V. Candelise, T.H. Doan, Sh. Jain, R. Khurana, M. Konyushikhin, C.M. Kuo, W. Lin, Y.J. Lu, A. Pozdnyakov, 71  
 7 S.S. Yu 72  
 8 73

9 *National Central University, Chung-Li, Taiwan* 74  
 10 75

11 Arun Kumar, P. Chang, Y.H. Chang, Y.W. Chang, Y. Chao, K.F. Chen, P.H. Chen, C. Dietz, F. Fiori, W.-S. Hou, 76  
 12 Y. Hsiung, Y.F. Liu, R.-S. Lu, M. Miñano Moya, E. Paganis, A. Psallidas, J.f. Tsai, Y.M. Tzeng 77  
 13 78

14 *National Taiwan University (NTU), Taipei, Taiwan* 79  
 15 80

16 B. Asavapibhop, G. Singh, N. Srimanobhas, N. Suwonjandee 81  
 17 82

18 *Chulalongkorn University, Faculty of Science, Department of Physics, Bangkok, Thailand* 83  
 19 84

20 A. Adiguzel, S. Damarseckin, Z.S. Demiroglu, C. Dozen, E. Eskut, S. Girgis, G. Gokbulut, Y. Guler, 85  
 21 E. Gurpinar, I. Hos, E.E. Kangal<sup>50</sup>, O. Kara, A. Kayis Topaksu, U. Kiminsu, M. Oglakci, G. Onengut<sup>51</sup>, 86  
 22 K. Ozdemir<sup>52</sup>, S. Ozturk<sup>53</sup>, A. Polatoz, B. Tali<sup>54</sup>, S. Turkcapar, I.S. Zorbakir, C. Zorbilmez 87  
 23 88

24 *Cukurova University – Physics Department, Science and Art Faculty, Turkey* 89  
 25 90

26 B. Bilin, S. Bilmis, B. Isildak<sup>55</sup>, G. Karapinar<sup>56</sup>, M. Yalvac, M. Zeyrek 91  
 27 92

28 *Middle East Technical University, Physics Department, Ankara, Turkey* 93  
 29 94

30 E. Gülmez, M. Kaya<sup>57</sup>, O. Kaya<sup>58</sup>, E.A. Yetkin<sup>59</sup>, T. Yetkin<sup>60</sup> 95  
 31 96

32 *Bogazici University, Istanbul, Turkey* 97  
 33 98

34 A. Cakir, K. Cankocak, S. Sen<sup>61</sup> 99  
 35 100

36 *Istanbul Technical University, Istanbul, Turkey* 101  
 37 102

38 B. Grynyov 103  
 39 104

40 *Institute for Scintillation Materials of National Academy of Science of Ukraine, Kharkov, Ukraine* 105  
 41 106

42 L. Levchuk, P. Sorokin 107  
 43 108

44 *National Scientific Center, Kharkov Institute of Physics and Technology, Kharkov, Ukraine* 109  
 45 110

46 R. Aggleton, F. Ball, L. Beck, J.J. Brooke, D. Burns, E. Clement, D. Cussans, H. Flacher, J. Goldstein, 111  
 47 M. Grimes, G.P. Heath, H.F. Heath, J. Jacob, L. Kreczko, C. Lucas, D.M. Newbold<sup>62</sup>, S. Paramesvaran, 112  
 48 A. Poll, T. Sakuma, S. Seif El Nasr-Storey, D. Smith, V.J. Smith 113  
 49 114

50 *University of Bristol, Bristol, United Kingdom* 115  
 51 116

52 K.W. Bell, A. Belyaev<sup>63</sup>, C. Brew, R.M. Brown, L. Calligaris, D. Cieri, D.J.A. Cockerill, J.A. Coughlan, 117  
 53 K. Harder, S. Harper, E. Olaiya, D. Petyt, C.H. Shepherd-Themistocleous, A. Thea, I.R. Tomalin, T. Williams 118  
 54 119

55 *Rutherford Appleton Laboratory, Didcot, United Kingdom* 120  
 56 121

57 M. Baber, R. Bainbridge, O. Buchmuller, A. Bundock, D. Burton, S. Casasso, M. Citron, D. Colling, L. Corpe, 122  
 58 P. Dauncey, G. Davies, A. De Wit, M. Della Negra, P. Dunne, A. Elwood, D. Futyan, Y. Haddad, G. Hall, 123  
 59 G. Iles, R. Lane, C. Laner, R. Lucas<sup>62</sup>, L. Lyons, A.-M. Magnan, S. Malik, L. Mastrolorenzo, J. Nash, 124  
 60 A. Nikitenko<sup>48</sup>, J. Pela, B. Penning, M. Pesaresi, D.M. Raymond, A. Richards, A. Rose, C. Seez, A. Tapper, 125  
 61 K. Uchida, M. Vazquez Acosta<sup>64</sup>, T. Virdee<sup>14</sup>, S.C. Zenz 126  
 62 127

63 *Imperial College, London, United Kingdom* 128  
 64 129  
 65 130

- 1 J.E. Cole, P.R. Hobson, A. Khan, P. Kyberd, D. Leslie, I.D. Reid, P. Symonds, L. Teodorescu, M. Turner 66  
 2 Brunel University, Uxbridge, United Kingdom 67  
 3 68  
 4 A. Borzou, K. Call, J. Dittmann, K. Hatakeyama, H. Liu, N. Pastika 69  
 5 Baylor University, Waco, USA 70  
 6 71  
 7 72  
 8 O. Charaf, S.I. Cooper, C. Henderson, P. Rumerio 73  
 9 The University of Alabama, Tuscaloosa, USA 74  
 10 75  
 11 76  
 12 D. Arcaro, A. Avetisyan, T. Bose, D. Gastler, D. Rankin, C. Richardson, J. Rohlf, L. Sulak, D. Zou 77  
 13 Boston University, Boston, USA 78  
 14 79  
 15 80  
 16 G. Benelli, E. Berry, D. Cutts, A. Garabedian, J. Hakala, U. Heintz, J.M. Hogan, O. Jesus, E. Laird, 81  
 17 G. Landsberg, Z. Mao, M. Narain, S. Piperov, S. Sagir, E. Spencer, R. Syarif 82  
 18 Brown University, Providence, USA 83  
 19 84  
 20 85  
 21 R. Breedon, G. Breto, D. Burns, M. Calderon De La Barca Sanchez, S. Chauhan, M. Chertok, J. Conway, 86  
 22 R. Conway, P.T. Cox, R. Erbacher, C. Flores, G. Funk, M. Gardner, W. Ko, R. Lander, C. Mclean, 87  
 23 M. Mulhearn, D. Pellett, J. Pilot, F. Ricci-Tam, S. Shalhout, J. Smith, M. Squires, D. Stolp, M. Tripathi, 88  
 24 S. Wilbur, R. Yohay 89  
 25 University of California, Davis, Davis, USA 90  
 26 91  
 27 92  
 28 93  
 29 R. Cousins, P. Everaerts, A. Florent, J. Hauser, M. Ignatenko, D. Saltzberg, E. Takasugi, V. Valuev, M. Weber 94  
 30 University of California, Los Angeles, USA 95  
 31 96  
 32 97  
 33 K. Burt, R. Clare, J. Ellison, J.W. Gary, G. Hanson, J. Heilman, P. Jandir, E. Kennedy, F. Lacroix, O.R. Long, 98  
 34 M. Malberti, M. Olmedo Negrete, M.I. Paneva, A. Shrinivas, H. Wei, S. Wimpenny, B.R. Yates 99  
 35 University of California, Riverside, Riverside, USA 100  
 36 101  
 37 102  
 38 J.G. Branson, G.B. Cerati, S. Cittolin, M. Derdzinski, R. Gerosa, A. Holzner, D. Klein, J. Letts, I. Macneill, 103  
 39 D. Olivito, S. Padhi, M. Pieri, M. Sani, V. Sharma, S. Simon, M. Tadel, A. Vartak, S. Wasserbaech<sup>65</sup>, 104  
 40 C. Welke, J. Wood, F. Würthwein, A. Yagil, G. Zevi Della Porta 105  
 41 University of California, San Diego, La Jolla, USA 106  
 42 107  
 43 108  
 44 R. Bhandari, J. Bradmiller-Feld, C. Campagnari, A. Dishaw, V. Dutta, K. Flowers, M. Franco Sevilla, 109  
 45 P. Geffert, C. George, F. Golf, L. Gouskos, J. Gran, R. Heller, J. Incandela, N. Mccoll, S.D. Mullin, 110  
 46 A. Ovcharova, J. Richman, D. Stuart, I. Suarez, C. West, J. Yoo 111  
 47 University of California, Santa Barbara – Department of Physics, Santa Barbara, USA 112  
 48 113  
 49 114  
 50 D. Anderson, A. Apresyan, J. Bendavid, A. Bornheim, J. Bunn, Y. Chen, J. Duarte, A. Mott, H.B. Newman, 115  
 51 C. Pena, M. Spiropulu, J.R. Vlimant, S. Xie, R.Y. Zhu 116  
 52 California Institute of Technology, Pasadena, USA 117  
 53 118  
 54 119  
 55 M.B. Andrews, V. Azzolini, B. Carlson, T. Ferguson, M. Paulini, J. Russ, M. Sun, H. Vogel, I. Vorobiev 120  
 56 Carnegie Mellon University, Pittsburgh, USA 121  
 57 122  
 58 123  
 59 J.P. Cumalat, W.T. Ford, F. Jensen, A. Johnson, M. Krohn, T. Mulholland, K. Stenson, S.R. Wagner 124  
 60 University of Colorado Boulder, Boulder, USA 125  
 61 126  
 62 J. Alexander, J. Chaves, J. Chu, S. Dittmer, K. Mcdermott, N. Mirman, G. Nicolas Kaufman, J.R. Patterson, 127  
 63 A. Rinkevicius, A. Ryd, L. Skinnari, L. Soffi, S.M. Tan, Z. Tao, J. Thom, J. Tucker, P. Wittich, M. Zientek 128  
 64 Cornell University, Ithaca, USA 129  
 65 130

1 D. Winn

2 *Fairfield University, Fairfield, USA*

3  
4 S. Abdullin, M. Albrow, G. Apollinari, S. Banerjee, L.A.T. Bauerdick, A. Beretvas, J. Berryhill, P.C. Bhat,  
5 G. Bolla, K. Burkett, J.N. Butler, H.W.K. Cheung, F. Chlebana, S. Cihangir, M. Cremonesi, V.D. Elvira, I. Fisk,  
6 J. Freeman, E. Gottschalk, L. Gray, D. Green, S. Grünendahl, O. Gutsche, D. Hare, R.M. Harris, S. Hasegawa,  
7 J. Hirschauer, Z. Hu, B. Jayatilaka, S. Jindariani, M. Johnson, U. Joshi, B. Klima, B. Kreis, S. Lammel,  
8 J. Linacre, D. Lincoln, R. Lipton, T. Liu, R. Lopes De Sá, J. Lykken, K. Maeshima, N. Magini, J.M. Marraffino,  
9 S. Maruyama, D. Mason, P. McBride, P. Merkel, S. Mrenna, S. Nahn, C. Newman-Holmes<sup>†</sup>, V. O'Dell,  
10 K. Pedro, O. Prokofyev, G. Rakness, L. Ristori, E. Sexton-Kennedy, A. Soha, W.J. Spalding, L. Spiegel,  
11 S. Stoynev, N. Strobbe, L. Taylor, S. Tkaczyk, N.V. Tran, L. Uplegger, E.W. Vaandering, C. Vernieri,  
12 M. Verzocchi, R. Vidal, M. Wang, H.A. Weber, A. Whitbeck

13  
14  
15  
16 *Fermi National Accelerator Laboratory, Batavia, USA*

17  
18 D. Acosta, P. Avery, P. Bortignon, D. Bourilkov, A. Brinkerhoff, A. Carnes, M. Carver, D. Curry, S. Das,  
19 R.D. Field, I.K. Furic, J. Konigsberg, A. Korytov, P. Ma, K. Matchev, H. Mei, P. Milenovic<sup>66</sup>,  
20 G. Mitselmakher, D. Rank, L. Shchutska, D. Sperka, L. Thomas, J. Wang, S. Wang, J. Yelton

21  
22  
23 *University of Florida, Gainesville, USA*

24 S. Linn, P. Markowitz, G. Martinez, J.L. Rodriguez

25  
26 *Florida International University, Miami, USA*

27  
28 A. Ackert, J.R. Adams, T. Adams, A. Askew, S. Bein, B. Diamond, S. Hagopian, V. Hagopian, K.F. Johnson,  
29 A. Khatiwada, H. Prosper, A. Santra, M. Weinberg

30  
31  
32 *Florida State University, Tallahassee, USA*

33 M.M. Baarmand, V. Bhopatkar, S. Colafranceschi<sup>67</sup>, M. Hohlmann, D. Noonan, T. Roy, F. Yumiceva

34  
35 *Florida Institute of Technology, Melbourne, USA*

36  
37 M.R. Adams, L. Apanasevich, D. Berry, R.R. Betts, I. Bucinskaite, R. Cavanaugh, O. Evdokimov, L. Gauthier,  
38 C.E. Gerber, D.J. Hofman, P. Kurt, C. O'Brien, I.D. Sandoval Gonzalez, P. Turner, N. Varelas, Z. Wu,  
39 M. Zakaria, J. Zhang

40  
41  
42 *University of Illinois at Chicago (UIC), Chicago, USA*

43 B. Bilki<sup>68</sup>, W. Clarida, K. Dilsiz, S. Durgut, R.P. Gandrajula, M. Haytmyradov, V. Khristenko, J.-P. Merlo,  
44 H. Mermerkaya<sup>69</sup>, A. Mestvirishvili, A. Moeller, J. Nachtman, H. Ogul, Y. Onel, F. Ozok<sup>70</sup>, A. Penzo,  
45 C. Snyder, E. Tiras, J. Wetzel, K. Yi

46  
47  
48 *The University of Iowa, Iowa City, USA*

49 I. Anderson, B. Blumenfeld, A. Cocoros, N. Eminizer, D. Fehling, L. Feng, A.V. Gritsan, P. Maksimovic,  
50 M. Osherson, J. Roskes, U. Sarica, M. Swartz, M. Xiao, Y. Xin, C. You

51  
52  
53 *Johns Hopkins University, Baltimore, USA*

54  
55 A. Al-bataineh, P. Baringer, A. Bean, J. Bowen, C. Bruner, J. Castle, R.P. Kenny III, A. Kropivnitskaya,  
56 D. Majumder, W. Mcbrayer, M. Murray, S. Sanders, R. Stringer, J.D. Tapia Takaki, Q. Wang

57  
58 *The University of Kansas, Lawrence, USA*

59  
60 A. Ivanov, K. Kaadze, S. Khalil, M. Makouski, Y. Maravin, A. Mohammadi, L.K. Saini, N. Skhirtladze,  
61 S. Toda

62  
63 *Kansas State University, Manhattan, USA*

64  
65

1 D. Lange, F. Rebassoo, D. Wright

2 Lawrence Livermore National Laboratory, Livermore, USA

3  
4 C. Anelli, A. Baden, O. Baron, A. Belloni, B. Calvert, S.C. Eno, C. Ferraioli, J.A. Gomez, N.J. Hadley, S. Jabeen,  
5 R.G. Kellogg, T. Kolberg, J. Kunkle, Y. Lu, A.C. Mignerey, Y.H. Shin, A. Skuja, M.B. Tonjes, S.C. Tonwar

6 University of Maryland, College Park, USA

7  
8 D. Abercrombie, B. Allen, A. Apyan, R. Barbieri, A. Baty, R. Bi, K. Bierwagen, S. Brandt, W. Busza, I.A. Cali,  
9 Z. Demiragli, L. Di Matteo, G. Gomez Ceballos, M. Goncharov, D. Hsu, Y. Iiyama, G.M. Innocenti, M. Klute,  
10 D. Kovalskyi, K. Krajczar, Y.S. Lai, Y.-J. Lee, A. Levin, P.D. Luckey, A.C. Marini, C. Mcginn, C. Mironov,  
11 S. Narayanan, X. Niu, C. Paus, C. Roland, G. Roland, J. Salfeld-Nebgen, G.S.F. Stephans, K. Sumorok,  
12 K. Tatar, M. Varma, D. Velicanu, J. Veverka, J. Wang, T.W. Wang, B. Wyslouch, M. Yang, V. Zhukova

13 Massachusetts Institute of Technology, Cambridge, USA

14  
15 A.C. Benvenuti, R.M. Chatterjee, A. Evans, A. Finkel, A. Gude, P. Hansen, S. Kalafut, S.C. Kao, Y. Kubota,  
16 Z. Lesko, J. Mans, S. Nourbakhsh, N. Ruckstuhl, R. Rusack, N. Tambe, J. Turkewitz

17 University of Minnesota, Minneapolis, USA

18 J.G. Acosta, S. Oliveros

19 University of Mississippi, Oxford, USA

20  
21 E. Avdeeva, R. Bartek, K. Bloom, S. Bose, D.R. Claes, A. Dominguez, C. Fangmeier, R. Gonzalez Suarez,  
22 R. Kamalieddin, D. Knowlton, I. Kravchenko, A. Malta Rodrigues, F. Meier, J. Monroy, J.E. Siado,  
23 G.R. Snow, B. Stieger

24 University of Nebraska-Lincoln, Lincoln, USA

25  
26 M. Alyari, J. Dolen, J. George, A. Godshalk, C. Harrington, I. Iashvili, J. Kaisen, A. Kharchilava, A. Kumar,  
27 A. Parker, S. Rappoccio, B. Roozbahani

28 State University of New York at Buffalo, Buffalo, USA

29  
30 G. Alverson, E. Barberis, D. Baumgartel, M. Chasco, A. Hortiangtham, A. Massironi, D.M. Morse, D. Nash,  
31 T. Orimoto, R. Teixeira De Lima, D. Trocino, R.-J. Wang, D. Wood

32 Northeastern University, Boston, USA

33  
34 S. Bhattacharya, K.A. Hahn, A. Kubik, J.F. Low, N. Mucia, N. Odell, B. Pollack, M.H. Schmitt, K. Sung,  
35 M. Trovato, M. Velasco

36 Northwestern University, Evanston, USA

37  
38 N. Dev, M. Hildreth, K. Hurtado Anampa, C. Jessop, D.J. Karmgard, N. Kellams, K. Lannon, N. Marinelli,  
39 F. Meng, C. Mueller, Y. Musienko<sup>36</sup>, M. Planer, A. Reinsvold, R. Ruchti, G. Smith, S. Taroni, N. Valls,  
40 M. Wayne, M. Wolf, A. Woodard

41 University of Notre Dame, Notre Dame, USA

42  
43 J. Alimena, L. Antonelli, J. Brinson, B. Bylsma, L.S. Durkin, S. Flowers, B. Francis, A. Hart, C. Hill,  
44 R. Hughes, W. Ji, B. Liu, W. Luo, D. Pugh, B.L. Winer, H.W. Wulsin

45 The Ohio State University, Columbus, USA

46  
47 S. Cooperstein, O. Driga, P. Elmer, J. Hardenbrook, P. Hebda, J. Luo, D. Marlow, T. Medvedeva, M. Mooney,  
48 J. Olsen, C. Palmer, P. Piroué, D. Stickland, C. Tully, A. Zuranski

49 Princeton University, Princeton, USA

1 S. Malik

2 *University of Puerto Rico, Mayaguez, USA*

3  
4 A. Barker, V.E. Barnes, D. Benedetti, S. Folgueras, L. Gutay, M.K. Jha, M. Jones, A.W. Jung, K. Jung,  
5 D.H. Miller, N. Neumeister, B.C. Radburn-Smith, X. Shi, J. Sun, A. Svyatkovskiy, F. Wang, W. Xie, L. Xu

6  
7 *Purdue University, West Lafayette, USA*

8  
9 N. Parashar, J. Stupak

10  
11 *Purdue University Calumet, Hammond, USA*

12  
13 A. Adair, B. Akgun, Z. Chen, K.M. Ecklund, F.J.M. Geurts, M. Guilbaud, W. Li, B. Michlin, M. Northup,  
14 B.P. Padley, R. Redjimi, J. Roberts, J. Rorie, Z. Tu, J. Zabel

15  
16 *Rice University, Houston, USA*

17  
18 B. Betchart, A. Bodek, P. de Barbaro, R. Demina, Y.t. Duh, T. Ferbel, M. Galanti, A. Garcia-Bellido, J. Han,  
19 O. Hindrichs, A. Khukhunaishvili, K.H. Lo, P. Tan, M. Verzetti

20  
21 *University of Rochester, Rochester, USA*

22  
23 J.P. Chou, E. Contreras-Campana, Y. Gershtein, T.A. Gómez Espinosa, E. Halkiadakis, M. Heindl, D. Hidas,  
24 E. Hughes, S. Kaplan, R. Kunnawalkam Elayavalli, S. Kyriacou, A. Lath, K. Nash, H. Saka, S. Salur,  
25 S. Schnetzer, D. Sheffield, S. Somalwar, R. Stone, S. Thomas, P. Thomassen, M. Walker

26  
27 *Rutgers, The State University of New Jersey, Piscataway, USA*

28  
29 M. Foerster, J. Heideman, G. Riley, K. Rose, S. Spanier, K. Thapa

30  
31 *University of Tennessee, Knoxville, USA*

32  
33 O. Bouhali<sup>71</sup>, A. Celik, M. Dalchenko, M. De Mattia, A. Delgado, S. Dildick, R. Eusebi, J. Gilmore, T. Huang,  
34 E. Juska, T. Kamon<sup>72</sup>, V. Krutelyov, R. Mueller, Y. Pakhotin, R. Patel, A. Perloff, L. Perniè, D. Rathjens,  
35 A. Rose, A. Safonov, A. Tatarinov, K.A. Ulmer

36  
37 *Texas A&M University, College Station, USA*

38  
39 N. Akchurin, C. Cowden, J. Damgov, C. Dragoiu, P.R. Duderu, J. Faulkner, S. Kunori, K. Lamichhane,  
40 S.W. Lee, T. Libeiro, S. Undleeb, I. Volobouev, Z. Wang

41  
42 *Texas Tech University, Lubbock, USA*

43  
44 A.G. Delannoy, S. Greene, A. Gurrola, R. Janjam, W. Johns, C. Maguire, A. Melo, H. Ni, P. Sheldon, S. Tuo,  
45 J. Velkovska, Q. Xu

46  
47 *Vanderbilt University, Nashville, USA*

48  
49 M.W. Arenton, P. Barria, B. Cox, J. Goodell, R. Hirosky, A. Ledovskoy, H. Li, C. Neu, T. Sinthuprasith,  
50 X. Sun, Y. Wang, E. Wolfe, F. Xia

51  
52 *University of Virginia, Charlottesville, USA*

53  
54 C. Clarke, R. Harr, P.E. Karchin, P. Lamichhane, J. Sturdy

55  
56 *Wayne State University, Detroit, USA*

57  
58 D.A. Belknap, S. Dasu, L. Dodd, S. Duric, B. Gomber, M. Grothe, M. Herndon, A. Hervé, P. Klabbbers,  
59 A. Lanaro, A. Levine, K. Long, R. Loveless, I. Ojalvo, T. Perry, G.A. Pierro, G. Polese, T. Ruggles, A. Savin,  
60 A. Sharma, N. Smith, W.H. Smith, D. Taylor, N. Woods

61  
62 *University of Wisconsin–Madison, Madison, WI, USA*

1	† Deceased.	66
2	<sup>1</sup> Also at Vienna University of Technology, Vienna, Austria.	67
3	<sup>2</sup> Also at State Key Laboratory of Nuclear Physics and Technology, Peking University, Beijing, China.	68
4	<sup>3</sup> Also at Institut Pluridisciplinaire Hubert Curien (IPHC), Université de Strasbourg, CNRS/IN2P3, Strasbourg, France.	69
5	<sup>4</sup> Also at Universidade Estadual de Campinas, Campinas, Brazil.	70
6	<sup>5</sup> Also at Centre National de la Recherche Scientifique (CNRS) – IN2P3, Paris, France.	71
7	<sup>6</sup> Also at Université Libre de Bruxelles, Bruxelles, Belgium.	72
8	<sup>7</sup> Also at Deutsches Elektronen-Synchrotron, Hamburg, Germany.	73
9	<sup>8</sup> Also at Joint Institute for Nuclear Research, Dubna, Russia.	74
10	<sup>9</sup> Now at British University in Egypt, Cairo, Egypt.	75
11	<sup>10</sup> Also at Zewail City of Science and Technology, Zewail, Egypt.	76
12	<sup>11</sup> Now at Fayoum University, El-Fayoum, Egypt.	77
13	<sup>12</sup> Now at Ain Shams University, Cairo, Egypt.	78
14	<sup>13</sup> Also at Université de Haute Alsace, Mulhouse, France.	79
15	<sup>14</sup> Also at CERN, European Organization for Nuclear Research, Geneva, Switzerland.	80
16	<sup>15</sup> Also at Skobel'syn Institute of Nuclear Physics, Lomonosov Moscow State University, Moscow, Russia.	81
17	<sup>16</sup> Also at Ilia State University, Tbilisi, Georgia.	82
18	<sup>17</sup> Also at RWTH Aachen University, III. Physikalisches Institut A, Aachen, Germany.	83
19	<sup>18</sup> Also at University of Hamburg, Hamburg, Germany.	84
20	<sup>19</sup> Also at Brandenburg University of Technology, Cottbus, Germany.	85
21	<sup>20</sup> Also at Institute of Nuclear Research ATOMKI, Debrecen, Hungary.	86
22	<sup>21</sup> Also at MTA-ELTE Lendület CMS Particle and Nuclear Physics Group, Eötvös Loránd University, Budapest, Hungary.	87
23	<sup>22</sup> Also at Institute of Physics, University of Debrecen, Debrecen, Hungary.	88
24	<sup>23</sup> Also at Indian Institute of Science Education and Research, Bhopal, India.	89
25	<sup>24</sup> Also at Institute of Physics, Bhubaneswar, India.	90
26	<sup>25</sup> Also at University of Visva-Bharati, Santiniketan, India.	91
27	<sup>26</sup> Also at University of Ruhuna, Matara, Sri Lanka.	92
28	<sup>27</sup> Also at Isfahan University of Technology, Isfahan, Iran.	93
29	<sup>28</sup> Also at University of Tehran, Department of Engineering Science, Tehran, Iran.	94
30	<sup>29</sup> Also at Plasma Physics Research Center, Science and Research Branch, Islamic Azad University, Tehran, Iran.	95
31	<sup>30</sup> Also at Università degli Studi di Siena, Siena, Italy.	96
32	<sup>31</sup> Also at Purdue University, West Lafayette, USA.	97
33	<sup>32</sup> Also at International Islamic University of Malaysia, Kuala Lumpur, Malaysia.	98
34	<sup>33</sup> Also at Malaysian Nuclear Agency, MOSTI, Kajang, Malaysia.	99
35	<sup>34</sup> Also at Consejo Nacional de Ciencia y Tecnología, Mexico city, Mexico.	100
36	<sup>35</sup> Also at Warsaw University of Technology, Institute of Electronic Systems, Warsaw, Poland.	101
37	<sup>36</sup> Also at Institute for Nuclear Research, Moscow, Russia.	102
38	<sup>37</sup> Now at National Research Nuclear University 'Moscow Engineering Physics Institute' (MEPhI), Moscow, Russia.	103
39	<sup>38</sup> Also at St. Petersburg State Polytechnical University, St. Petersburg, Russia.	104
40	<sup>39</sup> Also at University of Florida, Gainesville, USA.	105
41	<sup>40</sup> Also at P.N. Lebedev Physical Institute, Moscow, Russia.	106
42	<sup>41</sup> Also at California Institute of Technology, Pasadena, USA.	107
43	<sup>42</sup> Also at Faculty of Physics, University of Belgrade, Belgrade, Serbia.	108
44	<sup>43</sup> Also at INFN Sezione di Roma, Università di Roma, Roma, Italy.	109
45	<sup>44</sup> Also at National Technical University of Athens, Athens, Greece.	110
46	<sup>45</sup> Also at Scuola Normale e Sezione dell'INFN, Pisa, Italy.	111
47	<sup>46</sup> Also at National and Kapodistrian University of Athens, Athens, Greece.	112
48	<sup>47</sup> Also at Riga Technical University, Riga, Latvia.	113
49	<sup>48</sup> Also at Institute for Theoretical and Experimental Physics, Moscow, Russia.	114
50	<sup>49</sup> Also at Albert Einstein Center for Fundamental Physics, Bern, Switzerland.	115
51	<sup>50</sup> Also at Mersin University, Mersin, Turkey.	116
52	<sup>51</sup> Also at Cag University, Mersin, Turkey.	117
53	<sup>52</sup> Also at Piri Reis University, Istanbul, Turkey.	118
54	<sup>53</sup> Also at Gaziosmanpasa University, Tokat, Turkey.	119
55	<sup>54</sup> Also at Adiyaman University, Adiyaman, Turkey.	120
56	<sup>55</sup> Also at Ozyegin University, Istanbul, Turkey.	121
57	<sup>56</sup> Also at Izmir Institute of Technology, Izmir, Turkey.	122
58	<sup>57</sup> Also at Marmara University, Istanbul, Turkey.	123
59	<sup>58</sup> Also at Kafkas University, Kars, Turkey.	124
60	<sup>59</sup> Also at Istanbul Bilgi University, Istanbul, Turkey.	125
61	<sup>60</sup> Also at Yildiz Technical University, Istanbul, Turkey.	126
62	<sup>61</sup> Also at Hacettepe University, Ankara, Turkey.	127
63	<sup>62</sup> Also at Rutherford Appleton Laboratory, Didcot, United Kingdom.	128
64	<sup>63</sup> Also at School of Physics and Astronomy, University of Southampton, Southampton, United Kingdom.	129
65	<sup>64</sup> Also at Instituto de Astrofísica de Canarias, La Laguna, Spain.	130
	<sup>65</sup> Also at Utah Valley University, Orem, USA.	
	<sup>66</sup> Also at University of Belgrade, Faculty of Physics and Vinca Institute of Nuclear Sciences, Belgrade, Serbia.	
	<sup>67</sup> Also at Facoltà Ingegneria, Università di Roma, Roma, Italy.	
	<sup>68</sup> Also at Argonne National Laboratory, Argonne, USA.	

1	69	Also at Erzincan University, Erzincan, Turkey.	66
2	70	Also at Mimar Sinan University, Istanbul, Istanbul, Turkey.	67
3	71	Also at Texas A&M University at Qatar, Doha, Qatar.	68
4	72	Also at Kyungpook National University, Daegu, Korea.	69
5			70
6			71
7			72
8			73
9			74
10			75
11			76
12			77
13			78
14			79
15			80
16			81
17			82
18			83
19			84
20			85
21			86
22			87
23			88
24			89
25			90
26			91
27			92
28			93
29			94
30			95
31			96
32			97
33			98
34			99
35			100
36			101
37			102
38			103
39			104
40			105
41			106
42			107
43			108
44			109
45			110
46			111
47			112
48			113
49			114
50			115
51			116
52			117
53			118
54			119
55			120
56			121
57			122
58			123
59			124
60			125
61			126
62			127
63			128
64			129
65			130