



Mixed higher-order anisotropic flow and nonlinear response coefficients of charged particles in PbPb collisions at $\sqrt{s_{\text{NN}}} = 2.76$ and 5.02 TeV

CMS Collaboration*

CERN, 1211 Geneva 23, Switzerland

Received: 19 October 2019 / Accepted: 14 March 2020
© CERN for the benefit of the CMS collaboration 2020

Abstract Anisotropies in the initial energy density distribution of the quark-gluon plasma created in high energy heavy ion collisions lead to anisotropies in the azimuthal distributions of the final-state particles known as collective anisotropic flow. Fourier harmonic decomposition is used to quantify these anisotropies. The higher-order harmonics can be induced by the same order anisotropies (linear response) or by the combined influence of several lower order anisotropies (nonlinear response) in the initial state. The mixed higher-order anisotropic flow and nonlinear response coefficients of charged particles are measured as functions of transverse momentum and centrality in PbPb collisions at nucleon-nucleon center-of-mass energies $\sqrt{s_{\text{NN}}} = 2.76$ and 5.02 TeV with the CMS detector. The results are compared with viscous hydrodynamic calculations using several different initial conditions, as well as microscopic transport model calculations. None of the models provides a simultaneous description of the mixed higher-order flow harmonics and nonlinear response coefficients.

1 Introduction

The azimuthal anisotropy of particle production in a heavy ion collision can be characterized by the Fourier expansion of the particle azimuthal angle distribution [1],

$$\frac{dN}{d\phi} = \frac{N}{2\pi} \sum_{n=-\infty}^{+\infty} V_n e^{-in\phi}, \quad (1)$$

where $V_n = v_n \exp(in\Psi_n)$ is the n th complex anisotropic flow coefficient [2]. The v_n and Ψ_n are the magnitude and phase (also known as the n th order symmetry plane angle) of V_n , respectively. Anisotropic flow plays a major role in probing the properties of the produced medium in heavy ion collisions at the BNL RHIC [3–6] and CERN LHC [7–9]. Studies of flow harmonics higher than the second order [10–12], flow

fluctuations [13–16], the correlation between the magnitude and phase of different harmonics [17–24], and the transverse momentum (p_T) and pseudorapidity (η) dependence of symmetry plane angles [25,26], have led to a broader and deeper understanding of the initial conditions [3,27] and the properties of the produced hot and dense matter. There are significant correlations between the symmetry plane angles of different orders [20], which indicate that higher-order mixed harmonics can be studied with respect to multiple lower-order symmetry plane angles.

In hydrodynamical models describing the quark-gluon plasma (QGP) created in relativistic heavy ion collisions, anisotropic flow arises from the evolution of the medium in the presence of an anisotropy in the initial-state energy density, as characterized by the eccentricities ϵ_n [10]. The magnitudes of the second- and third-order harmonic final state coefficients, v_2 and v_3 , are to a good approximation linearly proportional to the initial-state anisotropies, ϵ_2 and ϵ_3 , respectively [10,17]. In contrast, V_4 and higher harmonics can arise from initial-state anisotropies in the same-order harmonic (linear response) or can be induced by lower-order harmonics (nonlinear response) [1,28,29]. More specifically, these harmonics can be decomposed into linear and nonlinear response contributions as follows [1,28]:

$$\begin{aligned} V_4 &= V_{4L} + \chi_{422} V_2^2, \\ V_5 &= V_{5L} + \chi_{523} V_2 V_3, \\ V_6 &= V_{6L} + \chi_{624} V_2 V_4L + \chi_{633} V_3^2 + \chi_{6222} V_2^3, \\ V_7 &= V_{7L} + \chi_{725} V_2 V_5L + \chi_{734} V_3 V_4L + \chi_{7223} V_2^2 V_3, \end{aligned} \quad (2)$$

where V_{nL} denotes the part of V_n that is not induced by lower-order harmonics [29–31], and the χ are the nonlinear response coefficients. Each nonlinear response coefficient has its associated mixed harmonic, which is V_n measured with respect to the lower-order symmetry plane angle or angles. The strength of each nonlinear response coefficient determines the magnitude of its associated mixed harmonic. The V_1 terms are neglected in the decomposition in Eq. (2)

* e-mail: cms-publication-committee-chair@cern.ch

because the correlation between V_n and $V_1 V_{n-1}$ was shown to be negligible after correcting V_1 for global momentum conservation [28]. This analysis focuses on the terms that only involve the two largest anisotropic flow coefficients V_2 and V_3 on the right-hand side of Eq. (2). The procedures used to extract both mixed-harmonic and nonlinear response coefficients are given in Sect. 4.

It is difficult to use measured v_2 and v_3 coefficients to evaluate hydrodynamic theories because these flow observables have a strong dependence on the initial anisotropies, which cannot be experimentally determined or tightly constrained. In contrast, most of the nonlinear response coefficients are not strongly sensitive to the initial anisotropies, which largely cancel in the dimensionless ratios used to determine these coefficients [1, 28, 31, 32]. As a result, their experimental values can serve as unique and robust probes of hydrodynamic behavior of the QGP [31].

Most previous flow measurements focused on V_n (overall flow), i.e., v_n with respect to Ψ_n , which does not separate the linear and nonlinear parts of Eq. (2). Direct measurements of the mixed higher-order flow harmonics, v_4 and v_6 with respect to Ψ_2 , already exist at both RHIC [33] and LHC [11] energies, but were performed using the event plane method [34]. This method has been criticized for yielding an ambiguous measure lying somewhere between the event-averaged mean value $\langle v_n \rangle$ and the root-mean-square value $\sqrt{\langle v_n^2 \rangle}$ of the v_n distribution, depending on the resolution of the method [13, 16, 35]. This ambiguity can be removed by using the scalar-product method [35, 36], which always measures the root-mean-square values of v_n . The difference between the two methods is typically a few percent for v_2 , $\sim 10\%$ for v_3 , and much larger for mixed harmonics [35].

This paper presents the mixed higher-order flow harmonics and nonlinear response coefficients for $n = 4, 5, 6$, and 7 using the scalar-product method. These variables are measured in PbPb collisions at nucleon-nucleon center-of-mass energies $\sqrt{s_{\text{NN}}} = 2.76$ and 5.02 TeV, as functions of collision centrality and charged particle p_T in the region $|\eta| < 0.8$. To compare the mixed flow harmonics with the overall flow coefficients, the higher-order flow harmonics with respect to the same-order symmetry plane, measured using the scalar-product method, are also presented.

2 The CMS detector

The central feature of the CMS apparatus is a superconducting solenoid of 6 m internal diameter, providing a nearly constant magnetic field of 3.8 T. Within the solenoid volume are a silicon pixel and strip tracker, a lead tungstate crystal electromagnetic calorimeter, and a brass and scintillator hadron calorimeter, each composed of a barrel and

two endcap sections. In this analysis, the tracker and the forward hadron (HF) calorimeter subsystems are of particular importance. The HF uses steel as an absorber and quartz fibers as the sensitive material. The two halves of the HF are located 11.2 m from the center of the interaction region, one on each end, and together they provide coverage in the range $3.0 < |\eta| < 5.2$. These calorimeters are azimuthally subdivided into 20° modular wedges and further segmented to form 0.175×0.175 ($\Delta\eta \times \Delta\phi$) “towers”, where the angle ϕ is in radians. The silicon tracker measures charged particles within the range $|\eta| < 2.5$. It consists of 1440 silicon pixel and 15,148 silicon strip detector modules. For nonisolated particles of $1 < p_T < 10$ GeV/c and $|\eta| < 1.4$, the track resolutions are typically 1.5% in p_T and 25–90 (45–150) μm in the transverse (longitudinal) impact parameter [37]. The Beam Pick-up Timing for the eXperiments (BPTX) devices are located around the beam pipe at a distance of 175 m from the interaction region on both sides, and are designed to provide precise information on the LHC bunch structure and timing of the incoming beams. A more detailed description of the CMS detector, together with a definition of the coordinate system used and the relevant kinematic variables, can be found in Ref. [38]. The Monte Carlo simulation of the particle propagation and detector response is based on the GEANT4 [39] program.

3 Event and track selections

This analysis is performed using minimum bias PbPb data collected with the CMS detector at $\sqrt{s_{\text{NN}}} = 5.02$ and 2.76 TeV in 2015 and 2011, corresponding to integrated luminosities of $13 \mu\text{b}^{-1}$ and $3.9 \mu\text{b}^{-1}$, respectively. The minimum bias trigger [40] used in this analysis requires coincident signals in the HF calorimeters at both ends of the CMS detector with total energy deposits above a predefined energy threshold of approximately 1 GeV and the presence of both colliding bunches in the interaction region as determined using the BPTX. By requiring colliding bunches, events due to noise (e.g., cosmic rays and beam backgrounds) are largely suppressed. In the offline analysis, events are required to have at least one reconstructed primary vertex, which is chosen as the reconstructed vertex with the largest number of associated tracks. The primary vertex is formed by two or more associated tracks and is required to have a distance of less than 15 cm along the beam axis from the center of the nominal interaction region and less than 0.15 cm from the beam position in the transverse plane. An additional selection of hadronic collisions is applied by requiring at least three towers, each with total energy above 3 GeV in each of the two HF calorimeters. The average number of collisions per bunch crossing is less than 0.001 for the events used in this analysis, with a pileup fraction less than 0.05%, which has a negligible

effect on the results. Events are classified using a centrality variable that is related to the degree of geometric overlap between the two colliding nuclei. Events with complete (no) overlap are denoted as centrality 0 (100)%, where the number is the fraction of events in a given class with respect to the total number of inelastic hadronic collisions. The centrality is determined offline via the sum of the HF energies in each event. Very central events (centrality approaching 0%) are characterized by a large energy deposit in the HF calorimeters. The results reported in this paper are presented up to 60% in centrality. The minimum bias trigger and event selections are fully efficient in this centrality range.

Track reconstruction [37,41] is performed in two iterations to ease the computational load for high-multiplicity central PbPb collisions. The first iteration reconstructs tracks from signals (“hits”) in the silicon pixel and strip detectors compatible with a trajectory of $p_T > 0.9 \text{ GeV}/c$. The significance of the separation along the beam axis (z) between the track and the primary vertex, $d_z/\sigma(d_z)$, and the significance of the impact parameter relative to the primary vertex transverse to the beam, $d_0/\sigma(d_0)$, must be less than 2. In addition, the relative uncertainty of the p_T measurement, $\sigma(p_T)/p_T$, must be less than 5%, and tracks are required to have at least 11 out of the possible 14 hits along their trajectories in the pixel and strip trackers. To reduce the number of misidentified tracks, the chi-squared per degree of freedom, χ^2/dof , associated with fitting the track trajectory through the different pixel and strip layers, must be less than 0.15 times the total number of layers having hits along the trajectory of the track. The second iteration reconstructs tracks compatible with a trajectory of $p_T > 0.2 \text{ GeV}/c$ using solely the pixel detector. These tracks are required to have $d_z/\sigma(d_z) < 6$ and a fit χ^2/dof value less than 9 times the number of layers with hits along the trajectory of the track. In the final analysis, first iteration tracks with $p_T > 1.0 \text{ GeV}/c$ are combined with pixel-detector-only tracks that have $0.2 < p_T < 2.4 \text{ GeV}/c$. After removing duplicates [7], the merged track collection has a combined geometric acceptance and efficiency exceeding 60% for $p_T \approx 1.0 \text{ GeV}/c$ and $|\eta| < 0.8$, as determined using the HYDJET event generator [42]. When the track p_T is below 1 GeV/c, the acceptance and efficiency steadily drops, reaching approximately 40% at $p_T \approx 0.3 \text{ GeV}/c$, which is the lower limit for p_T in this analysis.

4 Analysis technique

The analysis technique follows the method described in Refs. [1,28] using detector information from both HF and the tracker. The notation $V_n = v_n \exp(in\Psi_n) = \langle e^{in\phi} \rangle$ in Eq. (1) will be replaced by the measured complex flow vector Q_n

with real and imaginary parts defined as

$$\text{Re}(Q_n) = \frac{1}{\sum w_j} \sum_j^M w_j \cos(n\phi_j) - \left\langle \frac{1}{\sum w_j} \sum_j^M w_j \cos(n\phi_j) \right\rangle, \tag{3}$$

$$\text{Im}(Q_n) = \frac{1}{\sum w_j} \sum_j^M w_j \sin(n\phi_j) - \left\langle \frac{1}{\sum w_j} \sum_j^M w_j \sin(n\phi_j) \right\rangle, \tag{4}$$

where M represents the number of tracks or HF towers used for calculating the Q vector, ϕ_j is the azimuthal angle of the j th track or HF tower, and w_j is a weighting factor equal to transverse energy for HF Q vectors. To correct for the tracking inefficiency, $w_j = 1/\epsilon_j$ is the inverse of the tracking efficiency $\epsilon_j(p_T, \eta)$ of the j th track. Unlike the averages over particles in a single event in the definitions of Q_n , the angle brackets in Eqs. (3) and (4) denote an average over all the events within a given centrality range. Subtraction of the event-averaged quantity removes biases due to the detector acceptance.

The mixed higher-order harmonics in each p_T range are extracted using the scalar-product method as shown in Eqs. (5)–(9) [1], which describe the various harmonics measured with respect to symmetry plane angles of different orders. Equations (5)–(9) show v_4 with respect to the second-order, v_5 with respect to the second- and third-order, v_6 with respect to the second-order, v_6 with respect to the third-order, and v_7 with respect to the second- and third-order symmetry plane angles, respectively.

$$v_4\{\Psi_{22}\} \equiv \frac{\text{Re}\langle Q_4 Q_{2A}^* Q_{2B}^* \rangle}{\sqrt{\text{Re}\langle Q_{2A} Q_{2A} Q_{2B}^* Q_{2B}^* \rangle}} \tag{5}$$

$$v_5\{\Psi_{23}\} \equiv \frac{\text{Re}\langle Q_5 Q_{2A}^* Q_{3B}^* \rangle}{\sqrt{\text{Re}\langle Q_{2A} Q_{3A} Q_{2B}^* Q_{3B}^* \rangle}} \tag{6}$$

$$v_6\{\Psi_{222}\} \equiv \frac{\text{Re}\langle Q_6 Q_{2A}^* Q_{2B}^* Q_{2B}^* \rangle}{\sqrt{\text{Re}\langle Q_{2A} Q_{2A} Q_{2A} Q_{2B}^* Q_{2B}^* Q_{2B}^* \rangle}} \tag{7}$$

$$v_6\{\Psi_{33}\} \equiv \frac{\text{Re}\langle Q_6 Q_{3A}^* Q_{3B}^* \rangle}{\sqrt{\text{Re}\langle Q_{3A} Q_{3A} Q_{3B}^* Q_{3B}^* \rangle}} \tag{8}$$

$$v_7\{\Psi_{223}\} \equiv \frac{\text{Re}\langle Q_7 Q_{2A}^* Q_{2B}^* Q_{3B}^* \rangle}{\sqrt{\text{Re}\langle Q_{2A} Q_{2A} Q_{3A} Q_{2B}^* Q_{2B}^* Q_{3B}^* \rangle}} \tag{9}$$

Here, Q_{nA} and Q_{nB} are vectors from two different parts of the detector, specifically the positive and negative sides of HF, Q_n is the vector from charged particles in each p_T range within $|\eta| < 0.8$, and angle brackets denote the average (weighted by the number of particles) over all events within a given centrality range. The minimum η gap between tracks

used to find the charged-particle Q vector and towers used for the HF Q vectors is 2.2 units of η .

With the assumption that the linear and nonlinear terms in Eq. (2) are uncorrelated, the nonlinear response coefficients in each p_T range can be expressed as [1, 28],

$$\chi_{422} = \frac{\text{Re}\langle Q_4 Q_{2A}^* Q_{2B}^* \rangle}{\text{Re}\langle Q_2 Q_2 Q_{2A}^* Q_{2B}^* \rangle}, \quad (10)$$

$$\chi_{523} = \frac{\text{Re}\langle Q_5 Q_{2A}^* Q_{3B}^* \rangle}{\text{Re}\langle Q_2 Q_3 Q_{2A}^* Q_{3B}^* \rangle}, \quad (11)$$

$$\chi_{622} = \frac{\text{Re}\langle Q_6 Q_{2A}^* Q_{2B}^* Q_{2B}^* \rangle}{\text{Re}\langle Q_2 Q_2 Q_2 Q_{2A}^* Q_{2B}^* Q_{2B}^* \rangle}, \quad (12)$$

$$\chi_{633} = \frac{\text{Re}\langle Q_6 Q_{3A}^* Q_{3B}^* \rangle}{\text{Re}\langle Q_3 Q_3 Q_{3A}^* Q_{3B}^* \rangle}, \quad (13)$$

$$\chi_{7223} = \frac{\text{Re}\langle Q_7 Q_{2A}^* Q_{2B}^* Q_{3B}^* \rangle}{\text{Re}\langle Q_2 Q_2 Q_3 Q_{2A}^* Q_{2B}^* Q_{3B}^* \rangle}, \quad (14)$$

where the charged-particle Q_n vector enters both the numerator and the denominator.

5 Systematic uncertainties

Six sources of systematic uncertainties are considered in this analysis. The systematic uncertainty due to vertex position selection is estimated by comparing the results with events from vertex position ranges $|v_z| < 3$ cm to $3 < |v_z| < 15$ cm. For both mixed harmonic and nonlinear response coefficients, this uncertainty is estimated to be 1–3%, with no dependence on p_T or centrality. Systematic uncertainty due to track quality requirements are examined by varying the track selections for $d_z/\sigma(d_z)$ and $d_0/\sigma(d_0)$ from 1.5 to 5, the pixel track $d_z/\sigma(d_z)$ from 5 to 10, and the fit χ^2/dof value from 7 to 18 times the number of layers with hits. The uncertainty is estimated to be 1–4% depending on p_T and centrality for both mixed harmonic and nonlinear response coefficients.

The charged-particle tracking efficiency depends on the efficiency of detecting different types of charged particles and the species composition of the set of particles. Two event generators (HYDJET [42] and EPOS LHC [43]) with different particle composition are used to study the tracking efficiency, and the systematic uncertainty is obtained by comparing the results using efficiencies from the two generators mentioned above. The systematic uncertainty from this source is 3% for the mixed harmonics and less than 1% for the nonlinear response coefficients, with no dependence on p_T or centrality.

The sensitivity of the results to the centrality calibration is evaluated by varying the trigger and event selection efficiency by $\pm 2\%$. The resulting uncertainty is estimated to be less than 1%. The minimum η gap between the correlated charged particles and the Q vectors in the HF region is changed from

2.2 to 3.2 units of η (achieved by changing the η ranges of the HF Q vectors) to estimate the uncertainty due to short-range correlations from resonance decays and jets. This study results in a systematic uncertainty of 1–8%, depending on both p_T and centrality. This η gap uncertainty also includes a possible physics effect from the η -dependent fluctuations of symmetry plane angles [26, 44], although a recent study from the ALICE experiment indicates that this effect is small for correlations between symmetry plane angles of different order [45].

When the same set of HF towers are used for different Q vectors in the equations of mixed harmonic and nonlinear response coefficients, the product of these Q vectors contains self-correlations. An algorithm for removing the duplicated terms when multiplying two or more Q vectors, the same as the approach of Ref. [46], is used. The algorithm only works perfectly when the detector has fine granularity and there is no merging of HF towers. Therefore, the difference before and after correcting for this effect is taken as the systematic uncertainty, yielding values which depend on centrality but are always less than 3%.

The different systematic sources described above are added in quadrature to obtain the overall systematic uncertainty, which is about 10% at low p_T and decreases to around 5% for p_T larger than 1 GeV/c. As a function of centrality, the overall systematic uncertainty ranges from 3 to 9% for different coefficients, with larger uncertainties for central events.

6 Results

The measurements in this paper are presented using tracks in the range of $|\eta| < 0.8$. Figure 1 shows the mixed higher-order flow harmonics, $v_4\{\Psi_{22}\}$, $v_5\{\Psi_{23}\}$, $v_6\{\Psi_{222}\}$, $v_6\{\Psi_{33}\}$, and $v_7\{\Psi_{223}\}$ from the scalar-product method at $\sqrt{s_{NN}} = 2.76$ and 5.02 TeV as a function of p_T in the 0–20% (upper row) and 20–60% (lower row) centrality ranges.

It is observed that the shapes of the mixed higher-order flow harmonics as a function of p_T are qualitatively similar to the published overall flow harmonics with respect to Ψ_n [7, 11], first increasing at low p_T , reaching a maximum at about 3–4 GeV/c, then decreasing at higher p_T . This may indicate that, for each p_T region, the underlying physics processes that generate the flow harmonics are the same for the nonlinear and the linear parts. Similar to previous observation that the overall flow shows a weak energy dependence from RHIC to LHC energies [7, 8], the mixed harmonics are also found to be consistent between the two collision energies within the uncertainties, except for $v_4\{\Psi_{22}\}$ and $v_5\{\Psi_{23}\}$ at p_T larger than 3 GeV/c in the mid-central collisions, with 5.02 TeV results slightly above 2.76 TeV results.

A direct comparison of the mixed higher-order flow harmonics and overall flow at 5.02 TeV is presented in Fig. 2 as

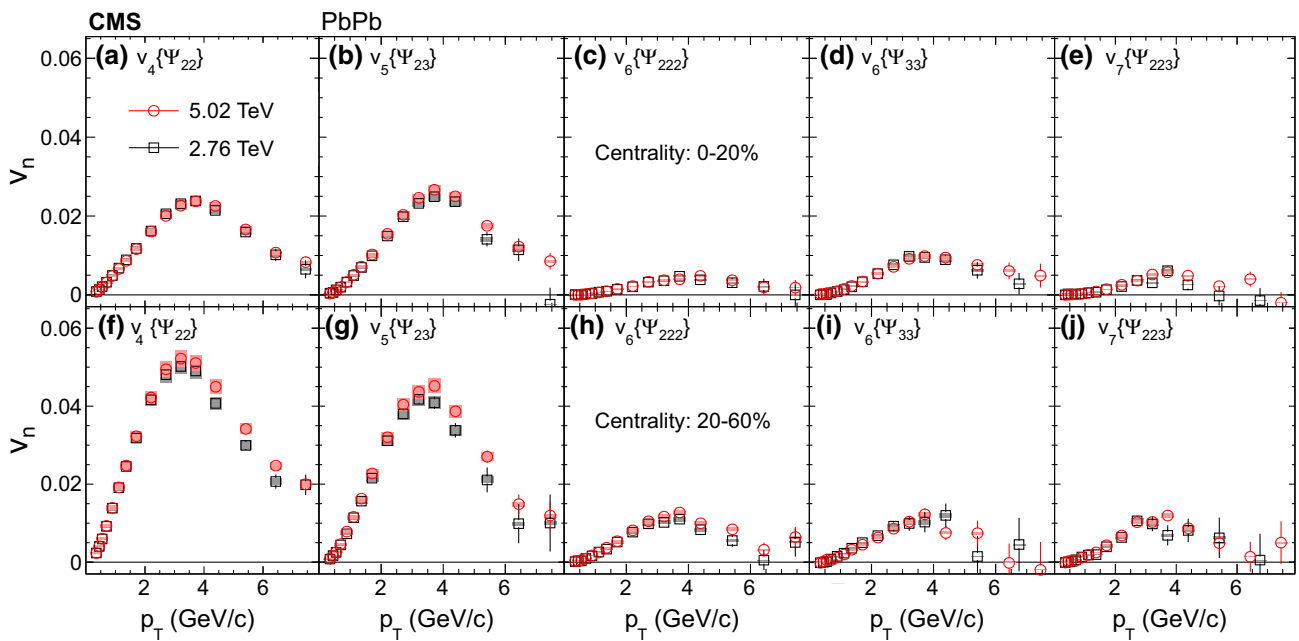


Fig. 1 Mixed higher-order flow harmonics, $v_4\{\Psi_{22}\}$, $v_5\{\Psi_{23}\}$, $v_6\{\Psi_{222}\}$, $v_6\{\Psi_{33}\}$, and $v_7\{\Psi_{223}\}$ from the scalar-product method at $\sqrt{s_{NN}} = 2.76$ and 5.02 TeV as a function of p_T in the 0–20% (upper row) and 20–60% (lower row) centrality ranges. Statistical (bars) and systematic (shaded boxes) uncertainties are shown

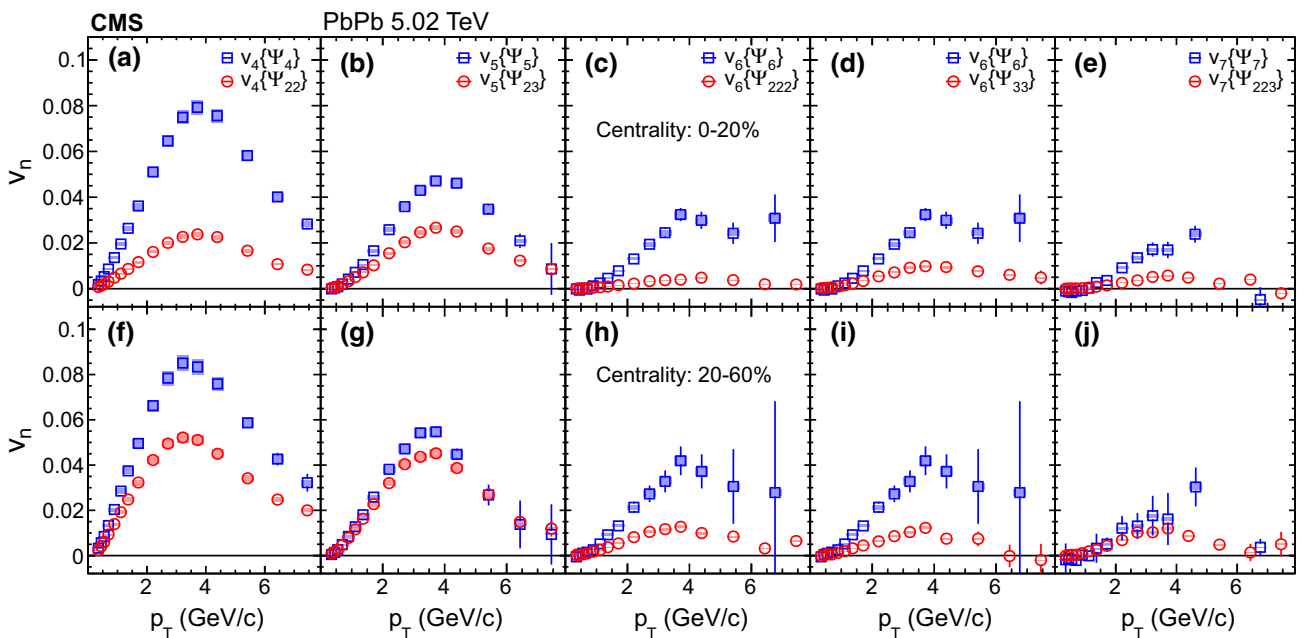


Fig. 2 Comparison of mixed higher-order flow harmonics, $v_4\{\Psi_{22}\}$, $v_5\{\Psi_{23}\}$, $v_6\{\Psi_{222}\}$, $v_6\{\Psi_{33}\}$ and $v_7\{\Psi_{223}\}$ with the corresponding overall flow, $v_4\{\Psi_4\}$, $v_5\{\Psi_5\}$, $v_6\{\Psi_6\}$, $v_6\{\Psi_6\}$ and $v_7\{\Psi_7\}$, respectively, at $\sqrt{s_{NN}} = 5.02$ TeV as a function p_T in the 0–20% (upper row) and 20–60% (lower row) centrality ranges. Statistical (bars) and systematic (shaded boxes) uncertainties are shown

a function of p_T in the two centrality ranges. Hydrodynamic models predict that the contribution of the nonlinear response to the overall flow increases towards peripheral collisions for v_4 and v_5 [17, 29, 47]. From a comparison of the relative con-

tribution in the two centrality ranges, the present results are consistent with these predictions, as well as an estimate by the ATLAS Collaboration using a two-component fit of the correlation between flow harmonics [21], and a recent study

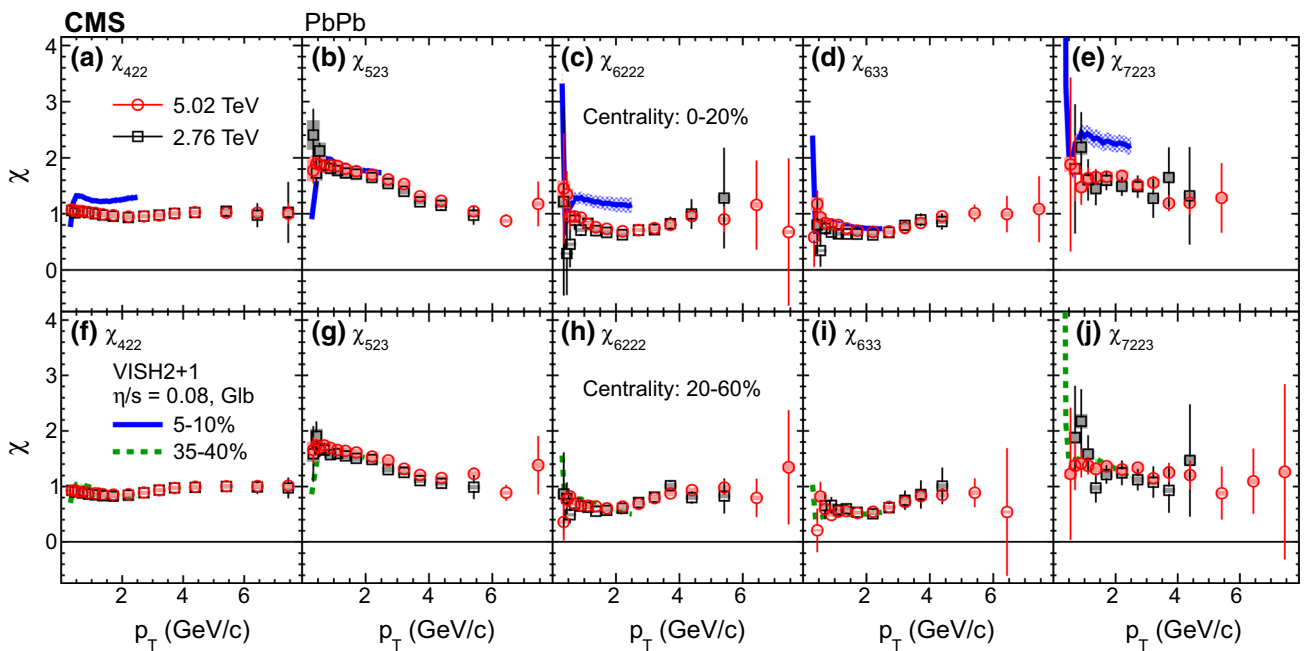


Fig. 3 Nonlinear response coefficients, χ_{422} , χ_{523} , χ_{6222} , χ_{633} , and χ_{7223} from the scalar-product method at $\sqrt{s_{\text{NN}}} = 2.76$ and 5.02 TeV as a function of p_T in the 0–20% (upper row) and 20–60% (lower row) centrality ranges. Statistical (bars) and systematic (shaded boxes)

uncertainties are shown. The results are compared with hydrodynamic predictions [30] at $\sqrt{s_{\text{NN}}} = 2.76$ TeV with $\eta/s = 0.08$ and Glauber initial conditions in the 5–10% (blue lines) and 35–40% (dashed green lines) centrality ranges

of the nonlinear mode by the ALICE Collaboration [45]. By comparing different harmonics, the contribution of the nonlinear response for v_5 is larger than those for the other harmonics in the centrality range 20–60%.

The nonlinear response coefficients, χ_{422} , χ_{523} , χ_{6222} , χ_{633} , and χ_{7223} are presented in Fig. 3 as a function of p_T in the two centrality ranges. It is observed that the odd harmonic coefficients χ_{523} and χ_{7223} are larger than those for the even harmonics for p_T less than 3 GeV/c in the two explored centrality ranges. The values for the even harmonics first decrease slightly as p_T increases, reach a minimum at p_T about 2 GeV/c, and then slowly increase until appearing to plateau for p_T above 4 GeV/c. The results are compared with viscous hydrodynamic predictions [30] at $\sqrt{s_{\text{NN}}} = 2.76$ TeV with $\eta/s = 0.08$ (where η/s is the shear viscosity to entropy density ratio of the hydrodynamic medium, and here η denotes shear viscosity rather than pseudorapidity) and Glauber initial conditions in two centrality ranges (5–10% and 35–40%) which roughly match those of the data (0–20% and 20–60%). In the model, as p_T increases from 0.3 to 1 GeV/c, the predicted coefficients increase for $n = 4$ and 5, but decrease and then increase for $n = 6$ and 7, with a much stronger p_T dependence than the data. The strong p_T dependence, attributed to the large variance of the flow angles Ψ_n at small p_T [30], is not observed in data for $n = 4$ and 5.

Figure 4 shows the mixed higher-order flow harmonics, $v_4\{\Psi_{22}\}$, $v_5\{\Psi_{23}\}$, $v_6\{\Psi_{222}\}$, $v_6\{\Psi_{33}\}$, and $v_7\{\Psi_{223}\}$ from the scalar-product method, as a function of centrality in the p_T range from 0.3 to 3.0 GeV/c. Hydrodynamic predictions with a deformed symmetric Gaussian density profile as the initial conditions for $v_5\{\Psi_{23}\}$ and $v_7\{\Psi_{223}\}$ [1] at $\sqrt{s_{\text{NN}}} = 2.76$ TeV are compared with the data. The model qualitatively describes $v_5\{\Psi_{23}\}$ in the 0–40% centrality range but underestimates the result for more peripheral collisions. For $v_7\{\Psi_{223}\}$, the predicted values are much smaller than the data, especially for centrality from 35 to 50%.

The nonlinear response coefficients, χ_{422} , χ_{523} , χ_{6222} , χ_{633} , and χ_{7223} are presented in Figs. 5 and 6, as a function of centrality in the p_T range from 0.3 to 3.0 GeV/c. The results are compared with predictions at $\sqrt{s_{\text{NN}}} = 2.76$ TeV from the microscopic transport model AMPT [48,49], a macroscopic hydrodynamic model using a deformed symmetric Gaussian density profile as the initial conditions with $\eta/s = 0.08$ [1], and from another hydrodynamic calculation (iEBE-VISHNU) with both Glauber and Kharzeev–Levin–Nardi (KLN) gluon saturation initial conditions using the same η/s [28]. The model with Gaussian profile initial conditions gives a better description of the nonlinear response coefficients compared to other calculations, but it underestimates the values of $v_7\{\Psi_{223}\}$ for centrality above 30%, as shown in Fig. 4. In Fig. 6, the same results are compared with the predictions from hydrodynamics + hadronic cas-

Fig. 4 Mixed higher-order flow harmonics, $v_4\{\Psi_{22}\}$, $v_5\{\Psi_{23}\}$, $v_6\{\Psi_{222}\}$, $v_6\{\Psi_{33}\}$, and $v_7\{\Psi_{223}\}$ from the scalar-product method at $\sqrt{s_{NN}} = 2.76$ and 5.02 TeV, as a function of centrality. Statistical (bars) and systematic (shaded boxes) uncertainties are shown. Hydrodynamic predictions [1] with $\eta/s = 0.08$ (blue lines) at 2.76 TeV are shown in (b) and (e)

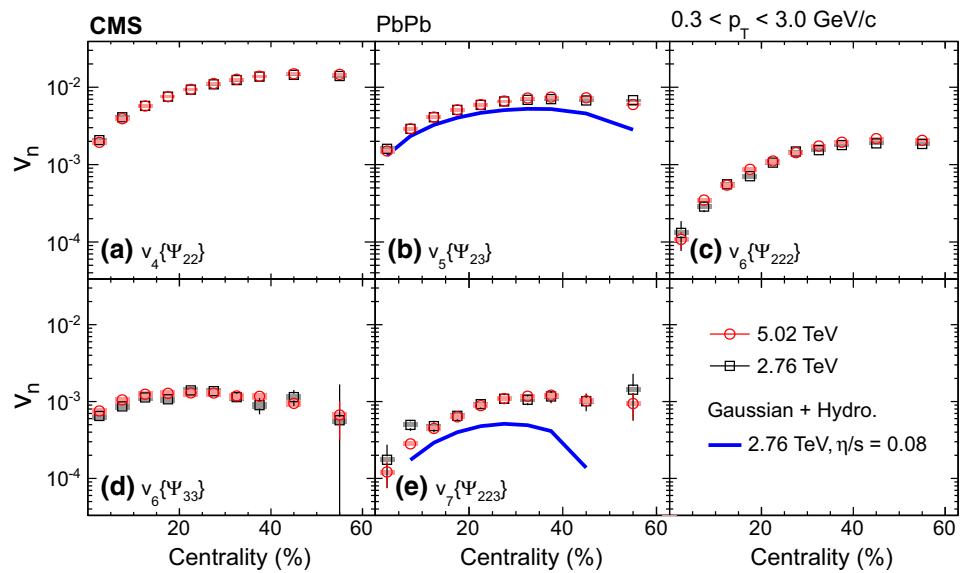
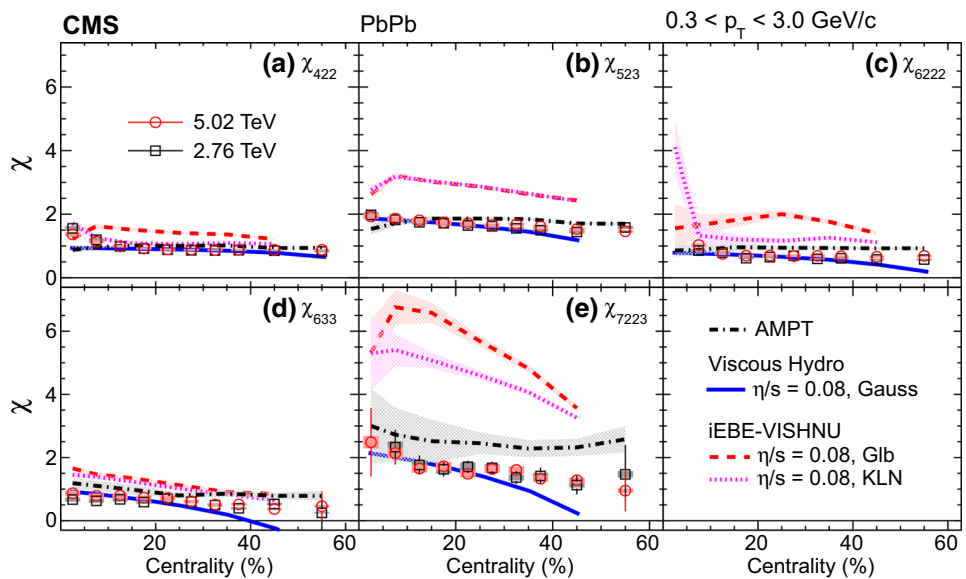


Fig. 5 Nonlinear response coefficients, χ_{422} , χ_{523} , χ_{6222} , χ_{633} , and χ_{7223} from the scalar-product method at $\sqrt{s_{NN}} = 2.76$ and 5.02 TeV, as a function of centrality. Statistical (bars) and systematic (shaded boxes) uncertainties are shown. The results are compared with predictions at $\sqrt{s_{NN}} = 2.76$ TeV from AMPT [48] as well as hydrodynamics with a deformed symmetric Gaussian density profile as the initial conditions using $\eta/s = 0.08$ from Ref. [1], and from iEBE-VISHNU hydrodynamics with both Glauber and the KLN initial conditions using the same η/s [28]



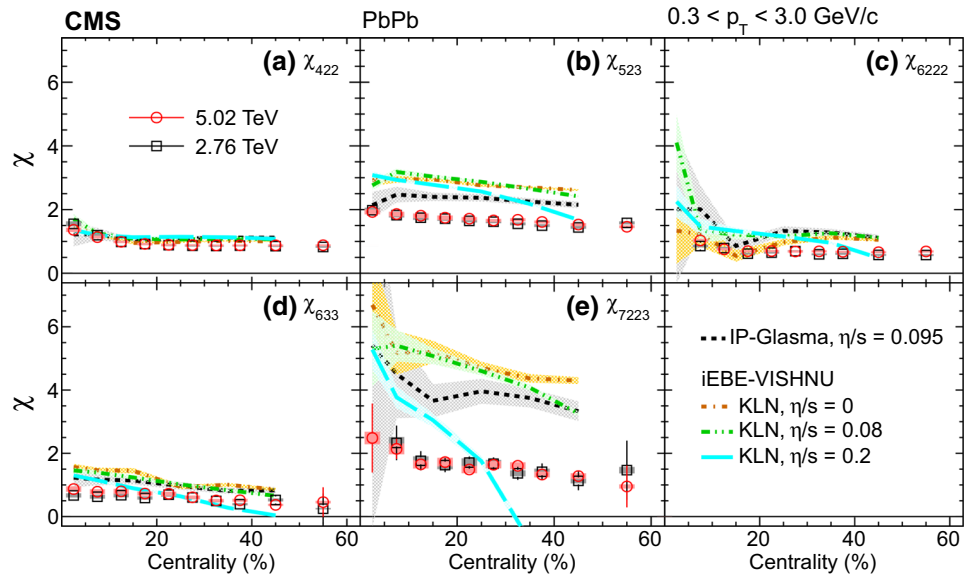
cade hybrid approach with the IP-Glasma initial conditions using $\eta/s = 0.095$ [50] at $\sqrt{s_{NN}} = 5.02$ TeV and from iEBE-VISHNU hydrodynamics with the KLN initial conditions using $\eta/s = 0, 0.08$ and 0.2 [28] at $\sqrt{s_{NN}} = 2.76$ TeV. All the calculations describe the χ_{422} well, but none of them are successful for χ_{523} and χ_{7223} . The model calculations of χ_{7223} are quite different for various initial conditions and η/s , which suggests that the first-time measurement of χ_{7223} presented in this paper could provide strong constraints on models.

7 Summary

The mixed higher-order flow harmonics and nonlinear response coefficients of charged particles have been stud-

ied as functions of transverse momentum p_T and centrality in PbPb collisions at $\sqrt{s_{NN}} = 2.76$ and 5.02 TeV using the CMS detector. The measurements use the scalar-product method, covering a p_T range from 0.3 to 8.0 GeV/c, pseudorapidity $|\eta| < 0.8$, and a centrality range of 0–60%. The mixed higher-order flow harmonics, $v_4\{\Psi_{22}\}$, $v_5\{\Psi_{23}\}$, $v_6\{\Psi_{222}\}$, $v_6\{\Psi_{33}\}$, and $v_7\{\Psi_{223}\}$ all have a qualitatively similar p_T dependence, first increasing at low p_T , reaching a maximum at about 3–4 GeV/c, and then decreasing at higher p_T . As a comparison, the overall v_n harmonics ($n = 4-7$) with respect to their own symmetry planes are measured in the same p_T , η , and centrality ranges. The relative contribution of the nonlinear part for v_5 is larger than for other harmonics in the centrality range 20–60%. In addition, the nonlinear response coefficients of the odd harmonics are observed to be

Fig. 6 The same results as in Fig. 5 but compared with predictions from a hydrodynamics + hadronic cascade hybrid approach with the IP-Glasma initial conditions using $\eta/s = 0.095$ [50] at $\sqrt{s_{NN}} = 5.02$ TeV and from iEBE-VISHNU hydrodynamics with the KLN initial conditions using $\eta/s = 0, 0.08$ (the same curve as in Fig. 5) and 0.2 [28] at $\sqrt{s_{NN}} = 2.76$ TeV



larger than those of even harmonics for p_T less than 3 GeV/c. At p_T less than 1 GeV/c, a viscous hydrodynamic calculation with Glauber initial conditions and shear viscosity to entropy density ratio $\eta/s = 0.08$ predicts a much stronger p_T dependence for the nonlinear response coefficients. The coefficients, including the first-time measurement of χ_{7223} , as a function of centrality, are compared with AMPT and hydrodynamic predictions using different η/s and initial conditions. Compared to the data, none of the models provides a simultaneous description of the mixed higher-order flow harmonics and nonlinear response coefficients. Therefore, these results can constrain both initial conditions and transport properties of the produced medium.

Acknowledgements We congratulate our colleagues in the CERN accelerator departments for the excellent performance of the LHC and thank the technical and administrative staffs at CERN and at other CMS institutes for their contributions to the success of the CMS effort. In addition, we gratefully acknowledge the computing centers and personnel of the Worldwide LHC Computing Grid for delivering so effectively the computing infrastructure essential to our analyses. Finally, we acknowledge the enduring support for the construction and operation of the LHC and the CMS detector provided by the following funding agencies: BMBWF and FWF (Austria); FNRS and FWO (Belgium); CNPq, CAPES, FAPERJ, FAPERGS, and FAPESP (Brazil); MES (Bulgaria); CERN; CAS, MoST, and NSFC (China); COLCIENCIAS (Colombia); MSES and CSF (Croatia); RPF (Cyprus); SENESCYT (Ecuador); MoER, ERC IUT, PUT and ERDF (Estonia); Academy of Finland, MEC, and HIP (Finland); CEA and CNRS/IN2P3 (France); BMBF, DFG, and HGF (Germany); GSRT (Greece); NKfIA (Hungary); DAE and DST (India); IPM (Iran); SFI (Ireland); INFN (Italy); MSIP and NRF (Republic of Korea); MES (Latvia); LAS (Lithuania); MOE and UM (Malaysia); BUAP, CINVESTAV, CONACYT, LNS, SEP, and UASLP-FAI (Mexico); MOS (Montenegro); MBIE (New Zealand); PAEC (Pakistan); MSHE and NSC (Poland); FCT (Portugal); JINR (Dubna); MON, RosAtom, RAS, RFBR, and NRC KI (Russia); MESTD (Serbia); SEIDI, CPAN, PCTI, and FEDER (Spain); MOSTR (Sri Lanka); Swiss Funding Agencies (Switzerland); MST (Taipei);

ThePCenter, IPST, STAR, and NSTDA (Thailand); TUBITAK and TAEC (Turkey); NASU (Ukraine); STFC (United Kingdom); DOE and NSF (USA). Individuals have received support from the Marie-Curie program and the European Research Council and Horizon 2020 Grant, contract Nos. 675440, 752730, and 765710 (European Union); the Leventis Foundation; the A.P. Sloan Foundation; the Alexander von Humboldt Foundation; the Belgian Federal Science Policy Office; the Fonds pour la Formation à la Recherche dans l'Industrie et dans l'Agriculture (FRIA-Belgium); the Agentschap voor Innovatie door Wetenschap en Technologie (IWT-Belgium); the F.R.S.-FNRS and FWO (Belgium) under the "Excellence of Science—EOS"—be.h project n. 30820817; the Beijing Municipal Science & Technology Commission, No. Z181100004218003; the Ministry of Education, Youth and Sports (MEYS) of the Czech Republic; the Lendület ("Momentum") Program and the János Bolyai Research Scholarship of the Hungarian Academy of Sciences, the New National Excellence Program ÚNKP, the NKfIA research grants 123842, 123959, 124845, 124850, 125105, 128713, 128786, and 129058 (Hungary); the Council of Science and Industrial Research, India; the HOMING PLUS program of the Foundation for Polish Science, cofinanced from European Union, Regional Development Fund, the Mobility Plus program of the Ministry of Science and Higher Education, the National Science Center (Poland), contracts Harmonia 2014/14/M/ST2/00428, Opus 2014/13/B/ST2/02543, 2014/15/B/ST2/03998, and 2015/19/B/ST2/02861, Sonata-bis 2012/07/E/ST2/01406; the National Priorities Research Program by Qatar National Research Fund; the Ministry of Science and Education, grant no. 3.2989.2017 (Russia); the Programa Estatal de Fomento de la Investigación Científica y Técnica de Excelencia María de Maeztu, grant MDM-2015-0509 and the Programa Severo Ochoa del Principado de Asturias; the Thalís and Aristeia programs cofinanced by EU-ESF and the Greek NSRF; the Rachadapisek Sompot Fund for Postdoctoral Fellowship, Chulalongkorn University and the Chulalongkorn Academic into Its 2nd Century Project Advancement Project (Thailand); the Nvidia Corporation; the Welch Foundation, contract C-1845; and the Weston Havens Foundation (USA).

Data Availability Statement This manuscript has no associated data or the data will not be deposited. [Authors' comment: Release and preservation of data used by the CMS Collaboration as the basis for publications is guided by the CMS policy as written in its document "CMS data preservation, re-use and open access pol-

icy” (<https://cms-docdb.cern.ch/cgi-bin/PublicDocDB/RetrieveFile?docid=6032&filename=CMSDataPolicyV1.2.pdf&version=2>).

Compliance with ethical standards

Conflict of interest The authors declare that they have no conflict of interest.

Open Access This article is licensed under a Creative Commons Attribution 4.0 International License, which permits use, sharing, adaptation, distribution and reproduction in any medium or format, as long as you give appropriate credit to the original author(s) and the source, provide a link to the Creative Commons licence, and indicate if changes were made. The images or other third party material in this article are included in the article’s Creative Commons licence, unless indicated otherwise in a credit line to the material. If material is not included in the article’s Creative Commons licence and your intended use is not permitted by statutory regulation or exceeds the permitted use, you will need to obtain permission directly from the copyright holder. To view a copy of this licence, visit <http://creativecommons.org/licenses/by/4.0/>.

Funded by SCOAP³.

References

1. L. Yan, J.-Y. Ollitrault, v_4 , v_5 , v_6 , v_7 : nonlinear hydrodynamic response versus LHC data. *Phys. Lett. B* **744**, 82 (2015). <https://doi.org/10.1016/j.physletb.2015.03.040>. arXiv:1502.02502
2. S. Voloshin, Y. Zhang, Flow study in relativistic nuclear collisions by Fourier expansion of azimuthal particle distributions. *Z. Phys. C* **70**, 665 (1996). <https://doi.org/10.1007/s002880050141>. arXiv:hep-ph/9407282
3. PHENIX Collaboration, Formation of dense partonic matter in relativistic nucleus-nucleus collisions at RHIC: experimental evaluation by the PHENIX collaboration. *Nucl. Phys. A* **757**, 184 (2005). <https://doi.org/10.1016/j.nuclphysa.2005.03.086>. arXiv:nucl-ex/0410003
4. STAR Collaboration, Experimental and theoretical challenges in the search for the quark gluon plasma: the STAR collaboration’s critical assessment of the evidence from RHIC collisions. *Nucl. Phys. A* **757**, 102 (2005). <https://doi.org/10.1016/j.nuclphysa.2005.03.085>. arXiv:nucl-ex/0501009
5. PHOBOS Collaboration, The PHOBOS perspective on discoveries at RHIC. *Nucl. Phys. A* **757**, 28 (2005). <https://doi.org/10.1016/j.nuclphysa.2005.03.084>. arXiv:nucl-ex/0410022
6. BRAHMS Collaboration, Quark gluon plasma and color glass condensate at RHIC? The perspective from the BRAHMS experiment. *Nucl. Phys. A* **757**, 1 (2005). <https://doi.org/10.1016/j.nuclphysa.2005.02.130>. arXiv:nucl-ex/0410020
7. CMS Collaboration, Measurement of the elliptic anisotropy of charged particles produced in PbPb collisions at $\sqrt{s_{NN}} = 2.76$ TeV. *Phys. Rev. C* **87**, 014902 (2013). <https://doi.org/10.1103/PhysRevC.87.014902>. arXiv:1204.1409
8. ALICE Collaboration, Elliptic flow of charged particles in Pb-Pb collisions at 2.76 TeV. *Phys. Rev. Lett.* **105**, 252302 (2010). <https://doi.org/10.1103/PhysRevLett.105.252302>. arXiv:1011.3914
9. ATLAS Collaboration, Measurement of the pseudorapidity and transverse momentum dependence of the elliptic flow of charged particles in lead-lead collisions at $\sqrt{s_{NN}} = 2.76$ TeV with the ATLAS detector. *Phys. Lett. B* **707**, 330 (2012). <https://doi.org/10.1016/j.physletb.2011.12.056>. arXiv:1108.6018
10. B. Alver and G. Roland, Collision geometry fluctuations and triangular flow in heavy-ion collisions. *Phys. Rev. C* **81**, 054905 (2010). <https://doi.org/10.1103/PhysRevC.81.054905>. arXiv:1003.0194. [Erratum: <https://doi.org/10.1103/PhysRevC.82.039903>]
11. CMS Collaboration, Measurement of higher-order harmonic azimuthal anisotropy in PbPb collisions at $\sqrt{s_{NN}} = 2.76$ TeV. *Phys. Rev. C* **89**, 044906 (2014). <https://doi.org/10.1103/PhysRevC.89.044906>. arXiv:1310.8651
12. ALICE Collaboration, Higher harmonic anisotropic flow measurements of charged particles in Pb-Pb collisions at $\sqrt{s_{NN}} = 2.76$ TeV. *Phys. Rev. Lett.* **107**, 032301 (2011). <https://doi.org/10.1103/PhysRevLett.107.032301>. arXiv:1105.3865
13. B. Alver et al., Importance of correlations and fluctuations on the initial source eccentricity in high-energy nucleus-nucleus collisions. *Phys. Rev. C* **77**, 014906 (2008). <https://doi.org/10.1103/PhysRevC.77.014906>. arXiv:0711.3724
14. STAR Collaboration, Elliptic flow fluctuations in Au+Au collisions at $\sqrt{s_{NN}} = 200$ GeV. *J. Phys. G* **35**, 104102 (2008). <https://doi.org/10.1088/0954-3899/35/10/104102>. arXiv:0808.0356
15. PHOBOS Collaboration, Non-flow correlations and elliptic flow fluctuations in gold-gold collisions at $\sqrt{s_{NN}} = 200$ GeV. *Phys. Rev. C* **81**, 034915 (2010). <https://doi.org/10.1103/PhysRevC.81.034915>. arXiv:1002.0534
16. J.-Y. Ollitrault, A.M. Poskanzer, S.A. Voloshin, Effect of flow fluctuations and nonflow on elliptic flow methods. *Phys. Rev. C* **80**, 014904 (2009). <https://doi.org/10.1103/PhysRevC.80.014904>. arXiv:0904.2315
17. Z. Qiu, U.W. Heinz, Event-by-event shape and flow fluctuations of relativistic heavy-ion collision fireballs. *Phys. Rev. C* **84**, 024911 (2011). <https://doi.org/10.1103/PhysRevC.84.024911>. arXiv:1104.0650
18. PHENIX Collaboration, Measurements of higher-order flow harmonics in Au+Au collisions at $\sqrt{s_{NN}} = 200$ GeV. *Phys. Rev. Lett.* **107**, 252301 (2011). <https://doi.org/10.1103/PhysRevLett.107.252301>. arXiv:1105.3928
19. H. Niemi, G.S. Denicol, H. Holopainen, P. Huovinen, Event-by-event distributions of azimuthal asymmetries in ultrarelativistic heavy-ion collisions. *Phys. Rev. C* **87**, 054901 (2013). <https://doi.org/10.1103/PhysRevC.87.054901>. arXiv:1212.1008
20. ATLAS Collaboration, Measurement of event-plane correlations in $\sqrt{s_{NN}} = 2.76$ TeV lead-lead collisions with the ATLAS detector. *Phys. Rev. C* **90**, 024905 (2014). <https://doi.org/10.1103/PhysRevC.90.024905>. arXiv:1403.0489
21. ATLAS Collaboration, Measurement of the correlation between flow harmonics of different order in lead-lead collisions at $\sqrt{s_{NN}} = 2.76$ TeV with the ATLAS detector. *Phys. Rev. C* **92**, 034903 (2015). <https://doi.org/10.1103/PhysRevC.92.034903>. arXiv:1504.01289
22. ALICE Collaboration, Correlated event-by-event fluctuations of flow harmonics in Pb-Pb collisions at $\sqrt{s_{NN}} = 2.76$ TeV. *Phys. Rev. Lett.* **117**, 182301 (2016). <https://doi.org/10.1103/PhysRevLett.117.182301>. arXiv:1604.07663
23. CMS Collaboration, Observation of correlated azimuthal anisotropy Fourier harmonics in pp and p+Pb collisions at the LHC. *Phys. Rev. Lett.* **120**, 092301 (2018). <https://doi.org/10.1103/PhysRevLett.120.092301>. arXiv:1709.09189
24. STAR Collaboration, Correlation measurements between flow harmonics in Au+Au collisions at RHIC. *Phys. Lett. B* **783**, 459 (2018). <https://doi.org/10.1016/j.physletb.2018.05.076>. arXiv:1803.03876
25. U. Heinz, Z. Qiu, C. Shen, Fluctuating flow angles and anisotropic flow measurements. *Phys. Rev. C* **87**, 034913 (2013). <https://doi.org/10.1103/PhysRevC.87.034913>. arXiv:1302.3535
26. CMS Collaboration, Evidence for transverse momentum and pseudorapidity dependent event plane fluctuations in PbPb and pPb collisions. *Phys. Rev. C* **92**, 034911 (2015). <https://doi.org/10.1103/PhysRevC.92.034911>. arXiv:1503.01692

27. W. Busza, K. Rajagopal, W. van der Schee, Heavy ion collisions: the big picture, and the big questions. *Ann. Rev. Nucl. Part. Sci.* **68**, 339 (2018). <https://doi.org/10.1146/annurev-nucl-101917-020852>. arXiv:1802.04801
28. J. Qian, U.W. Heinz, J. Liu, Mode-coupling effects in anisotropic flow in heavy-ion collisions. *Phys. Rev. C* **93**, 064901 (2016). <https://doi.org/10.1103/PhysRevC.93.064901>. arXiv:1602.02813
29. D. Teaney, L. Yan, Non linearities in the harmonic spectrum of heavy ion collisions with ideal and viscous hydrodynamics. *Phys. Rev. C* **86**, 044908 (2012). <https://doi.org/10.1103/PhysRevC.86.044908>. arXiv:1206.1905
30. J. Qian, U. Heinz, R. He, L. Huo, Differential flow correlations in relativistic heavy-ion collisions. *Phys. Rev. C* **95**, 054908 (2017). <https://doi.org/10.1103/PhysRevC.95.054908>. arXiv:1703.04077
31. G. Giacalone, L. Yan, J.-Y. Ollitrault, Nonlinear coupling of flow harmonics: hexagonal flow and beyond. *Phys. Rev. C* **97**, 054905 (2018). <https://doi.org/10.1103/PhysRevC.97.054905>. arXiv:1803.00253
32. W. Zhao, H.-j. Xu, H. Song, Collective flow in 2.76 A TeV and 5.02 A TeV Pb+Pb collisions. *Eur. Phys. J. C* **77**, 645 (2017). <https://doi.org/10.1140/epjc/s10052-017-5186-x>. arXiv:1703.10792
33. STAR Collaboration, Azimuthal anisotropy at RHIC: The first and fourth harmonics. *Phys. Rev. Lett.* **92**, 062301 (2004). <https://doi.org/10.1103/PhysRevLett.92.062301>. arXiv:nucl-ex/0310029
34. A.M. Poskanzer, S.A. Voloshin, Methods for analyzing anisotropic flow in relativistic nuclear collisions. *Phys. Rev. C* **58**, 1671 (1998). <https://doi.org/10.1103/PhysRevC.58.1671>. arXiv:nucl-ex/9805001
35. M. Luzum, J.-Y. Ollitrault, Eliminating experimental bias in anisotropic-flow measurements of high-energy nuclear collisions. *Phys. Rev. C* **87**, 044907 (2013). <https://doi.org/10.1103/PhysRevC.87.044907>. arXiv:1209.2323
36. STAR Collaboration, Elliptic flow from two and four particle correlations in Au+Au collisions at $\sqrt{s_{NN}} = 130$ GeV. *Phys. Rev. C* **66**, 034904 (2002). <https://doi.org/10.1103/PhysRevC.66.034904>. arXiv:nucl-ex/0206001
37. CMS Collaboration, Description and performance of track and primary-vertex reconstruction with the CMS tracker. *JINST* **9**, P10009 (2014). <https://doi.org/10.1088/1748-0221/9/10/P10009>. arXiv:1405.6569
38. CMS Collaboration, The CMS experiment at the CERN LHC. *JINST* **3**, S08004 (2008). <https://doi.org/10.1088/1748-0221/3/08/S08004>
39. GEANT4 Collaboration, GEANT4—a simulation toolkit. *Nucl. Instrum. Methods A* **506**, 250 (2003). [https://doi.org/10.1016/S0168-9002\(03\)01368-8](https://doi.org/10.1016/S0168-9002(03)01368-8)
40. CMS Collaboration, The CMS trigger system. *JINST* **12** (2017) P01020. <https://doi.org/10.1088/1748-0221/12/01/P01020>. arXiv:1609.02366
41. CMS Collaboration, Charged-particle nuclear modification factors in PbPb and pPb collisions at $\sqrt{s_{NN}} = 5.02$ TeV. *JHEP* **04**, 039 (2017). [https://doi.org/10.1007/JHEP04\(2017\)039](https://doi.org/10.1007/JHEP04(2017)039). arXiv:1611.01664
42. I.P. Lokhtin, A.M. Snigirev, A model of jet quenching in ultra-relativistic heavy ion collisions and high- p_T hadron spectra at RHIC. *Eur. Phys. J. C* **45**, 211 (2006). <https://doi.org/10.1140/epjc/s2005-02426-3>. arXiv:hep-ph/0506189
43. T. Pierog et al., EPOS LHC: test of collective hadronization with data measured at the CERN Large Hadron Collider. *Phys. Rev. C* **92**, 034906 (2015). <https://doi.org/10.1103/PhysRevC.92.034906>. arXiv:1306.0121
44. L.-G. Pang et al., Longitudinal decorrelation of anisotropic flows in heavy-ion collisions at the CERN Large Hadron Collider. *Phys. Rev. C* **91**, 044904 (2015). <https://doi.org/10.1103/PhysRevC.91.044904>. arXiv:1410.8690
45. ALICE Collaboration, Linear and non-linear flow modes in Pb-Pb collisions at $\sqrt{s_{NN}} = 2.76$ TeV. *Phys. Lett. B* **773**, 68 (2017). <https://doi.org/10.1016/j.physletb.2017.07.060>. arXiv:1705.04377
46. A. Bilandzic et al., Generic framework for anisotropic flow analyses with multiparticle azimuthal correlations. *Phys. Rev. C* **89**, 064904 (2014). <https://doi.org/10.1103/PhysRevC.89.064904>. arXiv:1312.3572
47. F.G. Gardim, F. Grassi, M. Luzum, J.-Y. Ollitrault, Mapping the hydrodynamic response to the initial geometry in heavy-ion collisions. *Phys. Rev. C* **85**, 024908 (2012). <https://doi.org/10.1103/PhysRevC.85.024908>. arXiv:1111.6538
48. L. Yan, S. Pal, J.-Y. Ollitrault, Nonlinear hydrodynamic response confronts LHC data. *Nucl. Phys. A* **956**, 340 (2016). <https://doi.org/10.1016/j.nuclphysa.2016.01.010>. arXiv:1601.00040
49. Z.-W. Lin et al., A multi-phase transport model for relativistic heavy ion collisions. *Phys. Rev. C* **72**, 064901 (2005). <https://doi.org/10.1103/PhysRevC.72.064901>. arXiv:nucl-th/0411110
50. S. McDonald et al., Hydrodynamic predictions for Pb+Pb collisions at 5.02 TeV. *Phys. Rev. C* **95**, 064913 (2017). <https://doi.org/10.1103/PhysRevC.95.064913>. arXiv:1609.02958

CMS Collaboration

Yerevan Physics Institute, Yerevan, Armenia

A. M. Sirunyan[†], A. Tumasyan

Institut für Hochenergiephysik, Wien, Austria

W. Adam^{id}, F. Ambrogio^{id}, T. Bergauer, J. Brandstetter, M. Dragicevic^{id}, J. Erö^{id}, A. Escalante Del Valle^{id}, M. Flechl, R. Frühwirth¹, M. Jeitler¹, N. Krammer^{id}, I. Krätschmer^{id}, D. Liko, T. Madlener, I. Mikulec, N. Rad, J. Schieck^{id}¹, R. Schöfbeck^{id}, M. Spanring, D. Spitzbart^{id}, W. Waltenberger^{id}, C.-E. Wulz¹, M. Zarucki

Institute for Nuclear Problems, Minsk, Belarus

V. Drugakov, V. Mossolov, J. Suarez Gonzalez










Universiteit Antwerpen, Antwerp, Belgium

M. R. Darwish, E. A. De Wolf^{id}, D. Di Croce^{id}, X. Janssen^{id}, A. Lelek, M. Pieters, H. Rejeb Sfar, H. Van Haevermaet, P. Van Mechelen, S. Van Putte, N. Van Remortel

Vrije Universiteit Brussel, Brussels, Belgium

F. Blekman , E. S. Bols , S. S. Chhibra , J. D'Hondt , J. De Clercq , D. Lontkovskyi, S. Lowette , I. Marchesini, S. Moortgat , L. Moreels , Q. Python , K. Skovpen , S. Tavernier, W. Van Doninck, P. Van Mulders , I. Van Parijs 








Université Libre de Bruxelles, Brussels, Belgium

D. Beghin, B. Bilin , H. Brun, B. Clerbaux , G. De Lentdecker , H. Delannoy , B. Dorney, L. Favart , A. Grebenyuk, A. K. Kalsi , A. Popov, N. Postiau, E. Starling , L. Thomas, C. Vander Velde , P. Vanlaer , D. Vannerom





Ghent University, Ghent, Belgium

T. Cornelis , D. Dobur, I. Khvastunov², M. Niedziela, C. Roskas, D. Trocino , M. Tytgat , W. Verbeke, B. Vermassen, M. Vit, N. Zaganidis












Université Catholique de Louvain, Louvain-la-Neuve, Belgium

O. Bondu , G. Bruno, C. Caputo , P. David , C. Delaere , M. Delcourt, A. Giammanco , V. Lemaitre, A. Magitteri, J. Prisciandaro, A. Saggio, M. Vidal Marono , P. Vischia , J. Zobec

Centro Brasileiro de Pesquisas Físicas, Rio de Janeiro, Brazil

F. L. Alves , G. A. Alves , G. Correia Silva, C. Hensel, A. Moraes , P. Rebello Teles 

Universidade do Estado do Rio de Janeiro, Rio de Janeiro, Brazil

E. Belchior Batista Das Chagas, W. Carvalho , J. Chinellato³, E. Coelho, E. M. Da Costa , G. G. Da Silveira ⁴, D. De Jesus Damiao , C. De Oliveira Martins , S. Fonseca De Souza , L. M. Huertas Guativa, H. Malbouisson, J. Martins⁵, D. Matos Figueiredo, M. Medina Jaime⁶, M. Melo De Almeida, C. Mora Herrera , L. Mundim , H. Nogima, W. L. Prado Da Silva , L. J. Sanchez Rosas, A. Santoro, A. Sznajder , M. Thiel, E. J. Tonelli Manganote³, F. Torres Da Silva De Araujo, A. Vilela Pereira 

Universidade Estadual Paulista^a, Universidade Federal do ABC^b, São Paulo, Brazil

C. A. Bernardes , L. Calligaris ^a, T. R. Fernandez Perez Tomei ^a, E. M. Gregores ^b, D. S. Lemos , P. G. Mercadante ^b, S. F. Novaes ^a, S. S. Padula ^a


Institute for Nuclear Research and Nuclear Energy, Bulgarian Academy of Sciences, Sofia, Bulgaria

A. Aleksandrov, G. Antchev, R. Hadjiiska, P. Iaydjiev, A. Marinov, M. Misheva, M. Rodozov, M. Shopova, G. Sultanov




University of Sofia, Sofia, Bulgaria

M. Bonchev, A. Dimitrov, T. Ivanov , L. Litov , B. Pavlov, P. Petkov


Beihang University, Beijing, China

W. Fang ⁷, X. Gao⁷, L. Yuan

Institute of High Energy Physics, Beijing, China

M. Ahmad, G. M. Chen , H. S. Chen , M. Chen , C. H. Jiang, D. Leggat, H. Liao, Z. Liu, S. M. Shaheen⁸, A. Spiezia, J. Tao, E. Yazgan , H. Zhang, S. Zhang⁸, J. Zhao 

State Key Laboratory of Nuclear Physics and Technology, Peking University, Beijing, China

A. Agapitos, Y. Ban, G. Chen , A. Levin , J. Li, L. Li, Q. Li, Y. Mao, S. J. Qian, D. Wang, Q. Wang


Tsinghua University, Beijing, China

Z. Hu, Y. Wang

Universidad de Los Andes, Bogotá, Colombia

C. Avila , A. Cabrera, L. F. Chaparro Sierra , C. Florez , C. F. González Hernández , M. A. Segura Delgado

Universidad de Antioquia, Medellín, Colombia

J. Mejia Guisao, J. D. Ruiz Alvarez , C. A. Salazar González , N. Vanegas Arbelaez




Faculty of Electrical Engineering, Mechanical Engineering and Naval Architecture, University of Split, Split, Croatia

D. Giljanović, N. Godinovic , D. Lelas, I. Puljak , T. Sculac



Faculty of Science, University of Split, Split, Croatia

Z. Antunovic, M. Kovac

Institute Rudjer Boskovic, Zagreb, Croatia

V. Brigljevic , S. Ceci, D. Ferencek , K. Kadija, B. Mesic, M. Roguljic, A. Starodumov⁹, T. Susa 

University of Cyprus, Nicosia, Cyprus

M. W. Ather, A. Attikis, E. Erodoutou, A. Ioannou, M. Kolosova, S. Konstantinou, G. Mavromanolakis, J. Mousa , C. Nicolaou, F. Ptochos , P. A. Razis, H. Rykaczewski, D. Tsiakkouri


Charles University, Prague, Czech Republic

M. Finger¹⁰, M. Finger Jr.¹⁰, A. Kveton, J. Tomsa


Escuela Politecnica Nacional, Quito, Ecuador

E. Ayala




Universidad San Francisco de Quito, Quito, Ecuador

E. Carrera Jarrin 





Academy of Scientific Research and Technology of the Arab Republic of Egypt, Egyptian Network of High Energy Physics, Cairo, Egypt

Y. Assran ^{11,12}, S. Elgammal¹²





National Institute of Chemical Physics and Biophysics, Tallinn, Estonia

S. Bhowmik, A. Carvalho Antunes De Oliveira , R. K. Dewanjee , K. Ehataht, M. Kadastik, M. Raidal , C. Veelken

Department of Physics, University of Helsinki, Helsinki, Finland

P. Eerola , L. Forthomme , H. Kirschenmann , K. Osterberg, M. Voutilainen 






Helsinki Institute of Physics, Helsinki, Finland

F. Garcia , J. Havukainen, J. K. Heikkilä, T. Järvinen, V. Karimäki, M. S. Kim, R. Kinnunen, T. Lampén, K. Lassila-Perini, S. Laurila, S. Lehti, T. Lindén, P. Luukka , T. Mäenpää , H. Siikonen, E. Tuominen , J. Tuominiemi












Lappeenranta University of Technology, Lappeenranta, Finland

T. Tuuva





IRFU, CEA, Université Paris-Saclay, Gif-sur-Yvette, France

M. Besancon, F. Couderc , M. Dejardin, D. Denegri, B. Fabbro, J. L. Faure, F. Ferri , S. Ganjour, A. Givernaud, P. Gras, G. Hamel de Monchenault , P. Jarry, C. Leloup, E. Locci, J. Malcles, J. Rander, A. Rosowsky, M. Ö. Sahin , A. Savoy-Navarro¹³, M. Titov 

Laboratoire Leprince-Ringuet, CNRS/IN2P3, Ecole Polytechnique, Institut Polytechnique de Paris, Paris, France

S. Ahuja , C. Amendola , F. Beaudette , P. Busson, C. Charlot, B. Diab, G. Falmagne, R. Granier de Cassagnac , I. Kucher , A. Lobanov , C. Martin Perez, M. Nguyen, C. Ochando, P. Paganini , J. Rembser, R. Salerno , J. B. Sauvan , Y. Sirois , A. Zabi, A. Zghiche 






Université de Strasbourg, CNRS, IPHC UMR 7178, Strasbourg, France








































































J.-L. Agram ¹⁴, J. Andrea, D. Bloch, G. Bourgatte, J.-M. Brom, E. C. Chabert, C. Collard , E. Conte¹⁴, J.-C. Fontaine¹⁴, D. Gelé, U. Goerlach, M. Jansová, A.-C. Le Bihan, N. Tonon , P. Van Hove 

Centre de Calcul de l'Institut National de Physique Nucleaire et de Physique des Particules, CNRS/IN2P3, Villeurbanne, France


S. Gadrat

Université de Lyon, Université Claude Bernard Lyon 1, CNRS-IN2P3, Institut de Physique Nucléaire de Lyon, Villeurbanne, France


S. Beauceron , C. Bernet, G. Boudoul, C. Camen, N. Chanon , R. Chierici, D. Contardo, P. Depasse , H. El Mamouni, J. Fay, S. Gascon, M. Gouzevitch, B. Ille, S. Jain , F. Lagarde , I. B. Laktineh, H. Lattaud, A. Lesauvage, M. Lethuillier , L. Mirabito, S. Perries, V. Sordini , L. Torterotot, G. Touquet, M. Vander Donckt, S. Viret

Georgian Technical University, Tbilisi, GeorgiaA. Khvedelidze ¹⁰**Tbilisi State University, Tbilisi, Georgia**Z. Tsamalaдзе ¹⁰**RWTH Aachen University, I. Physikalisches Institut, Aachen, Germany**C. Autermann , L. Feld , M. K. Kiesel, K. Klein , M. Lipinski, D. Meuser, A. Pauls, M. Preuten, M. P. Rauch, C. Schomakers, J. Schulz, M. Teroerde , B. Wittmer**RWTH Aachen University, III. Physikalisches Institut A, Aachen, Germany**A. Albert , M. Erdmann, S. Erdweg, T. Esch, B. Fischer, R. Fischer, S. Ghosh, T. Hebbeker , K. Hoepfner, H. Keller, L. Mastrolorenzo, M. Merschmeyer , A. Meyer, P. Millet, G. Mocellin, S. Mondal, S. Mukherjee , D. Noll, A. Novak, T. Pook , A. Pozdnyakov, T. Quast , M. Radziej, Y. Rath, H. Reithler, M. Rieger, J. Roemer, A. Schmidt , S. C. Schuler, A. Sharma , S. Thüer , S. Wiedenbeck, S. Zaleski**RWTH Aachen University, III. Physikalisches Institut B, Aachen, Germany**G. Flügge, W. Haj Ahmad ¹⁵, O. Hlushchenko, T. Kress, T. Müller, A. Nehr Korn , A. Nowack , C. Pistone, O. Pooth, D. Roy, H. Sert, A. Stahl ¹⁶**Deutsches Elektronen-Synchrotron, Hamburg, Germany**M. Aldaya Martin, P. Asmuss, I. Babounikau , H. Bakhshiansohi, K. Beernaert, O. Behnke, U. Behrens, A. Bermúdez Martínez, D. Bertsche , A. A. Bin Anuar , K. Borras ¹⁷, V. Botta , A. Campbell, A. Cardini, P. Connor, S. Consuegra Rodríguez, C. Contreras-Campana, V. Danilov , A. De Wit , M. M. Defranichis, C. Diez Pardos, D. Domínguez Damiani, G. Eckerlin, D. Eckstein, T. Eichhorn, A. Elwood , E. Eren, E. Gallo ¹⁸, A. Geiser, J. M. Grados Luyando, A. Grohsjean , M. Guthoff, M. Haranko , A. Harb , A. Jafari , N. Z. Jomhari , H. Jung , A. Kasem ¹⁷, M. Kasemann , H. Kaveh, J. Keaveney , C. Kleinwort , J. Knolle , D. Krücker , W. Lange, T. Lenz, J. Leonard , J. Lidrych, K. Lipka, W. Lohmann ¹⁹, R. Mankel, I.-A. Melzer-Pellmann, A. B. Meyer, M. Meyer, M. Missiroli , G. Mittag, J. Mnich , A. Mussgiller, V. Myronenko , D. Pérez Adán , S. K. Pflitsch, D. Pitzl, A. Raspereza, A. Saibel, M. Savitskyi, V. Scheurer, P. Schütze, C. Schwanenberger , R. Shevchenko , A. Singh, H. Tholen , O. Turkot , A. Vagnerini, M. Van De Klundert, G. P. Van Onsem, R. Walsh, Y. Wen , K. Wichmann, C. Wissing, O. Zenaiev , R. Zlebcik **University of Hamburg, Hamburg, Germany**R. Aggleton, S. Bein, L. Benato , A. Benecke, V. Blobel, T. Dreyer, A. Ebrahimi , A. Fröhlich , C. Garbers , E. Garutti , D. Gonzalez, P. Gunnellini, J. Haller , A. Hinzmann , A. Karavdina, G. Kasieczka, R. Klanner , R. Kogler, N. Kovalchuk, S. Kurz , V. Kutzner, J. Lange, T. Lange, A. Malara, J. Multhaupt, C. E. N. Niemeyer, A. Perieanu, A. Reimers, O. Rieger, C. Scharf , P. Schleper, S. Schumann, J. Schwandt , J. Sonneveld, H. Stadie, G. Steinbrück, F. M. Stober , M. Stöver , B. Vormwald , I. Zoi**Karlsruher Institut fuer Technologie, Karlsruhe, Germany**M. Akbiyik, C. Barth, M. Baselga, S. Baur, T. Berger, E. Butz , R. Caspart, T. Chwalek, W. De Boer, A. Dierlamm, K. El Morabit, N. Faltermann , M. Giffels, P. Goldenzweig, A. Gottmann, M. A. Harrendorf , F. Hartmann ¹⁶, U. Husemann , S. Kudella, S. Mitra , M. U. Mozer, D. Müller, Th. Müller, M. Musich, A. Nürnberg, G. Quast , K. Rabbertz , M. Schröder , I. Shvetsov, H. J. Simonis, R. Ulrich , M. Wassmer, M. Weber , C. Wöhrmann , R. Wolf **Institute of Nuclear and Particle Physics (INPP), NCSR Demokritos, Aghia Paraskevi, Greece**G. Anagnostou, P. Asenov, G. Daskalakis, T. Gerasis, A. Kyriakis, D. Loukas , G. Paspalaki**National and Kapodistrian University of Athens, Athens, Greece**

M. Diamantopoulou, G. Karathanasis, P. Kontaxakis, A. Manousakis-katsikakis, A. Panagiotou, I. Papavergou, N. Saoulidou, A. Stakia, K. Theofilatos, K. Vellidis, E. Vourliotis

National Technical University of Athens, Athens, GreeceG. Bakas, K. Kousouris , I. Papakrivopoulos, G. Tsiapolitis

University of Ioánnina, Ioannina, Greece

I. Evangelou, C. Foudas, P. Gianneios, P. Katsoulis, P. Kokkas, S. Mallios, K. Manitará, N. Manthos, I. Papadopoulos, J. Strologas , F. A. Triantis, D. Tsitsonis

MTA-ELTE Lendület CMS Particle and Nuclear Physics Group, Eötvös Loránd University, Budapest, Hungary

M. Bartók²⁰, R. Chudasama, M. Csanad , P. Major, K. Mandal, A. Mehta , M. I. Nagy, G. Pasztor , O. Surányi , G. I. Veres 

Wigner Research Centre for Physics, Budapest, Hungary

G. Bencze, C. Hajdu , D. Horvath²¹, F. Sikler , T. Vámi , V. Veszpremi, G. Vesztergombi[†]

Institute of Nuclear Research ATOMKI, Debrecen, Hungary

N. Beni, S. Czellar, J. Karancsi²⁰, A. Makovec , J. Molnar, Z. Szillasi

Institute of Physics, University of Debrecen, Debrecen, Hungary

P. Raics, D. Teyssier, Z. L. Trocsanyi , B. Ujvari

Eszterhazy Karoly University, Karoly Robert Campus, Gyongyos, Hungary

T. Csorgo, W. J. Metzger, F. Nemes, T. Novak




Indian Institute of Science (IISc), Bangalore, India

S. Choudhury, J. R. Komaragiri , P. C. Tiwari





National Institute of Science Education and Research, HBNI, Bhubaneswar, India

S. Bahinipati²³, C. Kar, G. Kole , P. Mal, V. K. Muraleedharan Nair Bindhu, A. Nayak²⁴, D. K. Sahoo²³, S. K. Swain



Panjab University, Chandigarh, India

S. Bansal , S. B. Beri, V. Bhatnagar, S. Chauhan , R. Chawla, N. Dhingra, R. Gupta, A. Kaur, M. Kaur, S. Kaur, P. Kumari, M. Lohan, M. Meena, K. Sandeep, S. Sharma , J. B. Singh, A. K. Viridi, G. Walia


University of Delhi, Delhi, India

A. Bhardwaj, B. C. Choudhary , R. B. Garg, M. Gola, S. Keshri , A. Kumar, S. Malhotra, M. Naimuddin , P. Priyanka, K. Ranjan, A. Shah, R. Sharma 

Saha Institute of Nuclear Physics, HBNI, Kolkata, India

R. Bhardwaj²⁵, M. Bharti²⁵, R. Bhattacharya, S. Bhattacharya, U. Bhawandeep²⁵, D. Bhowmik, S. Dey, S. Dutta, S. Ghosh, M. Maity²⁶, K. Mondal, S. Nandan, A. Purohit, P. K. Rout, G. Saha, S. Sarkar , T. Sarkar ²⁶, M. Sharan, B. Singh²⁵, S. Thakur²⁵




Indian Institute of Technology Madras, Madras, India

P. K. Behera , P. Kalbhor, A. Muhammad, P. R. Pujahari, A. Sharma , A. K. Sikdar

Bhabha Atomic Research Centre, Mumbai, India

D. Dutta, V. Jha, V. Kumar, D. K. Mishra, P. K. Netrakanti, L. M. Pant, P. Shukla 

Tata Institute of Fundamental Research-A, Mumbai, India

T. Aziz, M. A. Bhat, S. Dugad, G. B. Mohanty , N. Sur , R. K. Verma 



Tata Institute of Fundamental Research-B, Mumbai, India

S. Banerjee, S. Bhattacharya, S. Chatterjee, P. Das, M. Guchait, S. Karmakar, S. Kumar, G. Majumder , K. Mazumdar, N. Sahoo, S. Sawant



Indian Institute of Science Education and Research (IISER), Pune, India








S. Chauhan , S. Dube , V. Hegde, B. Kansal, A. Kapoor , K. Kotheekar , S. Pandey, A. Rane, A. Rastogi, S. Sharma 

Institute for Research in Fundamental Sciences (IPM), Tehran, Iran



























S. Chenarani²⁷, E. Eskandari Tadavani , S. M. Etesami²⁷, M. Khakzad, M. Mohammadi Najafabadi , M. Naseri, F. Rezaei Hosseinabadi

University College Dublin, Dublin, Ireland

M. Felcini , M. Grunewald 

P. Meridiani ^a, G. Organtini ^{a,b}, F. Pandolfi^a, R. Paramatti ^{a,b}, C. Quaranta^{a,b}, S. Rahatlou ^{a,b}, C. Rovelli ^a, F. Santanastasio ^{a,b}, L. Soffi ^{a,b}

INFN Sezione di Torino^a, Università di Torino^b, Torino, Italy, Università del Piemonte Orientale^c, Novara, Italy

N. Amapane ^{a,b}, R. Arcidiacono ^{a,c}, S. Argiro ^{a,b}, M. Arneodo ^{a,c}, N. Bartosik^a, R. Bellan ^{a,b}, C. Biino ^a, A. Cappati^{a,b}, N. Cartiglia ^a, S. Cometti ^a, M. Costa ^{a,b}, R. Covarelli ^{a,b}, N. Demaria ^a, B. Kiani^{a,b}, C. Mariotti ^a, S. Maselli ^a, E. Migliore ^{a,b}, V. Monaco ^{a,b}, E. Monteil ^{a,b}, M. Monteno ^a, M. M. Obertino ^{a,b}, L. Pacher ^{a,b}, N. Pastrone ^a, M. Pelliccioni ^a, G. L. Pinna Angioni^{a,b}, A. Romero^{a,b}, M. Ruspa ^{a,c}, R. Sacchi ^{a,c}, R. Salvatico^{a,b}, V. Sola ^a, A. Solano^{a,b}, D. Soldi ^{a,b}, A. Staiano ^a

INFN Sezione di Trieste^a, Università di Trieste^b, Trieste, Italy

S. Belforte ^a, V. Candelise ^{a,b}, M. Casarsa ^a, F. Cossutti ^a, A. Da Rold ^{a,b}, G. Della Ricca ^{a,b}, F. Vazzoler ^{a,b}, A. Zanetti ^a

Kyungpook National University, Daegu, Korea

B. Kim, D. H. Kim, G. N. Kim, J. Lee ^b, S. W. Lee ^b, C. S. Moon ^b, Y. D. Oh, S. I. Pak, S. Sekmen ^b, D. C. Son ^b, Y. C. Yang

Chonnam National University, Institute for Universe and Elementary Particles, Kwangju, Korea

H. Kim, D. H. Moon ^b, G. Oh

Hanyang University, Seoul, Korea

B. Francois, T. J. Kim, J. Park

Korea University, Seoul, Korea

S. Cho, S. Choi, Y. Go, D. Gyun, S. Ha, B. Hong ^b, K. Lee ^b, K. S. Lee ^b, J. Lim, J. Park, S. K. Park, Y. Roh, J. Yoo

Department of Physics, Kyung Hee University, Seoul, Korea

J. Goh ^b

Sejong University, Seoul, Korea

H. S. Kim



Seoul National University, Seoul, Korea

J. Almond, J. H. Bhyun, J. Choi, S. Jeon, J. Kim, J. S. Kim, H. Lee ^b, K. Lee ^b, S. Lee ^b, K. Nam, M. Oh, S. B. Oh, B. C. Radburn-Smith, U. K. Yang, H. D. Yoo, I. Yoon ^b, G. B. Yu

University of Seoul, Seoul, Korea

D. Jeon, H. Kim, J. H. Kim, J. S. H. Lee ^b, I. C. Park, I. Watson ^b

Sungkyunkwan University, Suwon, Korea

Y. Choi, C. Hwang, Y. Jeong, J. Lee ^b, Y. Lee ^b, I. Yu

Riga Technical University, Riga, Latvia

V. Veckalns ³²

Vilnius University, Vilnius, Lithuania

V. Dudenas, A. Juodagalvis ^b, G. Tamulaitis, J. Vaitkus

National Centre for Particle Physics, Universiti Malaya, Kuala Lumpur, Malaysia

Z. A. Ibrahim, F. Mohamad Idris³³, W. A. T. Wan Abdullah, M. N. Yusli, Z. Zolkapli

Universidad de Sonora (UNISON), Hermosillo, Mexico

J. F. Benitez ^b, A. Castaneda Hernandez ^b, J. A. Murillo Quijada ^b, L. Valencia Palomo ^b

Centro de Investigacion y de Estudios Avanzados del IPN, Mexico City, Mexico

H. Castilla-Valdez, E. De La Cruz-Burelo, I. Heredia-De La Cruz ³⁴, R. Lopez-Fernandez, A. Sanchez-Hernandez

Universidad Iberoamericana, Mexico City, Mexico

S. Carrillo Moreno, C. Oropeza Barrera, M. Ramirez-Garcia, F. Vazquez Valencia

Benemerita Universidad Autonoma de Puebla, Puebla, Mexico

J. Eysermans, I. Pedraza, H. A. Salazar Ibarguen, C. Uribe Estrada

Universidad Autónoma de San Luis Potosí, San Luis Potosí, MexicoA. Morelos Pineda **University of Montenegro, Podgorica, Montenegro**














N. Raicevic

University of Auckland, Auckland, New ZealandD. Krofcheck **University of Canterbury, Christchurch, New Zealand**

S. Bheesette, P. H. Butler

National Centre for Physics, Quaid-I-Azam University, Islamabad, PakistanA. Ahmad, M. Ahmad, Q. Hassan, H. R. Hoorani, W. A. Khan, M. A. Shah, M. Shoaib , M. Waqas**Faculty of Computer Science, Electronics and Telecommunications, AGH University of Science and Technology, Kraków, Poland**

V. Avati, L. Grzanka, M. Malawski

National Centre for Nuclear Research, Swierk, PolandH. Bialkowska, M. Bluj , B. Boimska, M. Górski, M. Kazana, M. Szleper, P. Zalewski**Institute of Experimental Physics, Faculty of Physics, University of Warsaw, Warsaw, Poland**K. Bunkowski, A. Byszuk³⁵, K. Doroba, A. Kalinowski , M. Konecki , J. Krolikowski, M. Misiura, M. Olszewski, A. Pyskir, M. Walczak**Laboratório de Instrumentação e Física Experimental de Partículas, Lisbon, Portugal**M. Araujo, P. Bargassa , D. Bastos, A. Di Francesco, P. Faccioli , B. Galinhas, M. Gallinaro , J. Hollar, N. Leonardo , J. Seixas , K. Shchelina, G. Strong, O. Toldaiev , J. Varela **Joint Institute for Nuclear Research, Dubna, Russia**S. Afanasiev, P. Bunin, M. Gavrilenko, I. Golutvin, I. Gorbunov, A. Kamenev, V. Karjavine, A. Lanev, A. Malakhov, V. Matveev^{36,37}, P. Moisenz, V. Palichik, V. Perelygin, M. Savina, S. Shmatov, S. Shulha, N. Skatchkov, V. Smirnov, N. Voytishin, A. Zarubin**Petersburg Nuclear Physics Institute, Gatchina (St. Petersburg), Russia**L. Chtchipounov, V. Golovtsov, Y. Ivanov , V. Kim³⁸, E. Kuznetsova³⁹, P. Levchenko , V. Murzin, V. Oreshkin, I. Smirnov, D. Sosnov, V. Sulimov, L. Uvarov, A. Vorobyev**Institute for Nuclear Research, Moscow, Russia**Yu. Andreev, A. Dermenev, S. Gninenko , N. Golubev, A. Karneyeu, M. Kirsanov, N. Krasnikov, A. Pashenkov, D. Tlisov, A. Toropin**Institute for Theoretical and Experimental Physics named by A.I. Alikhanov of NRC ‘Kurchatov Institute’, Moscow, Russia**V. Epshteyn, V. Gavrilov, N. Lychkovskaya, A. Nikitenko⁴⁰, V. Popov, I. Pozdnyakov, G. Safronov, A. Spiridonov, A. Stepenov, M. Toms, E. Vlasov , A. Zhokin**Moscow Institute of Physics and Technology, Moscow, Russia**

T. Aushev


National Research Nuclear University ‘Moscow Engineering Physics Institute’ (MEPhI), Moscow, RussiaO. Bychkova, R. Chistov⁴¹, M. Danilov , S. Polikarpov , E. Tarkovskii **P.N. Lebedev Physical Institute, Moscow, Russia**

V. Andreev, M. Azarkin, I. Dremin, M. Kirakosyan, A. Terkulov





Skobeltsyn Institute of Nuclear Physics, Lomonosov Moscow State University, Moscow, Russia

A. Belyaev , E. Boos , A. Ershov, A. Gribushin, A. Kaminskiy⁴², O. Kodolova, V. Korotkikh, I. Lokhtin , S. Obraztsov, S. Petrushanko, V. Savrin, A. Snigirev , I. Vardanyan

Novosibirsk State University (NSU), Novosibirsk, Russia

A. Barnyakov⁴³, V. Blinov⁴³, T. Dimova⁴³, L. Kardapoltsev⁴³, Y. Skovpen ⁴³

Institute for High Energy Physics of National Research Centre ‘Kurchatov Institute’, Protvino, Russia

I. Azhgirey , I. Bayshev, S. Bitiukov , V. Kachanov, D. Konstantinov, P. Mandrik, V. Petrov, R. Ryutin, S. Slabospitskii , A. Sobol, S. Troshin , N. Tyurin, A. Uzunian, A. Volkov




National Research Tomsk Polytechnic University, Tomsk, Russia

A. Babaev, A. Iuzhakov, V. Okhotnikov


















Tomsk State University, Tomsk, Russia

V. Borchsh, V. Ivanchenko, E. Tcherniaev

Faculty of Physics and VINCA Institute of Nuclear Sciences, University of Belgrade, Belgrade, Serbia

P. Adzic⁴⁴, P. Cirkovic , D. Devetak, M. Dordevic , P. Milenovic, J. Milosevic , M. Stojanovic









Centro de Investigaciones Energéticas Medioambientales y Tecnológicas (CIEMAT), Madrid, Spain

M. Aguilar-Benitez, J. Alcaraz Maestre , A. Ivarez Fernández , I. Bachiller, M. Barrio Luna, J. A. Brochero Cifuentes , C. A. Carrillo Montoya , M. Cepeda , M. Cerrada, N. Colino , B. De La Cruz , A. Delgado Peris , C. Fernandez Bedoya , J. P. Fernández Ramos , J. Flix , M. C. Fouz, O. Gonzalez Lopez , S. Goy Lopez, J. M. Hernandez , M. I. Josa, D. Moran, A. Navarro Tobar, A. Pérez-Calero Yzquierdo, J. Puerta Pelayo , I. Redondo , L. Romero, S. Sánchez Navas, M. S. Soares , A. Triossi , C. Willmott















Universidad Autónoma de Madrid, Madrid, Spain

C. Albajar, J. F. de Trocóniz

Universidad de Oviedo, Instituto Universitario de Ciencias y Tecnologías Espaciales de Asturias (ICTEA), Oviedo, Spain

B. Alvarez Gonzalez, J. Cuevas , C. Erice, J. Fernandez Menendez , S. Folgueras , I. Gonzalez Caballero , J. R. González Fernández , E. Palencia Cortezon , V. Rodríguez Bouza , S. Sanchez Cruz 


Instituto de Física de Cantabria (IFCA), CSIC-Universidad de Cantabria, Santander, Spain

I. J. Cabrillo, A. Calderon , B. Chazin Quero, J. Duarte Campderros , M. Fernandez , P. J. Fernández Manteca , A. García Alonso , G. Gomez, C. Martinez Rivero, P. Martinez Ruiz del Arbol , F. Matorras , J. Piedra Gomez , C. Priels, T. Rodrigo , A. Ruiz-Jimeno , L. Russo ⁴⁵, L. Scodellaro , N. Trevisani , I. Vila, J. M. Vizan Garcia 







































University of Colombo, Colombo, Sri Lanka

K. Malagalage

Department of Physics, University of Ruhuna, Matara, Sri Lanka

W. G. D. Dharmaratna , N. Wickramage











CERN, European Organization for Nuclear Research, Geneva, Switzerland

D. Abbaneo, B. Akgun, E. Auffray, G. Auzinger, J. Baechler, P. Baillon, A. H. Ball, D. Barney, J. Bendavid, M. Bianco , A. Bocci, P. Bortignon , E. Bossini, C. Botta , E. Brondolin, T. Camporesi, A. Caratelli , G. Cerminara, E. Chapon , G. Cucciati, D. d’Enterria, A. Dabrowski, N. Daci, V. Daponte, A. David , O. Davignon, A. De Roeck, N. Deelen, M. Deile, M. Dobson, M. Dünser, N. Dupont, A. Elliott-Peisert, F. Fallavollita⁴⁶, D. Fasanella , S. Fiorendi , G. Franzoni , J. Fulcher , W. Funk, S. Giani, D. Gigi, A. Gilbert , K. Gill, F. Glege, M. Gruchala, M. Guilbaud, D. Gulhan, J. Hegeman , C. Heidegger , Y. Iiyama , V. Innocente, P. Janot , O. Karacheban ¹⁹, J. Kaspar, J. Kieseler , M. Kramer ¹, C. Lange, P. Lecoq , C. Lourenço , L. Malgeri , M. Mannelli, A. Massironi , F. Meijers, J. A. Merlin, S. Mersi , E. Meschi , F. Moortgat , M. Mulders , J. Ngadiuba, S. Nourbakhsh, S. Orfanelli, L. Orsini, F. Pantaleo ¹⁶, L. Pape, E. Perez, M. Peruzzi, A. Petrilli, G. Petrucciani , A. Pfeiffer , M. Pierini , F. M. Pitters, D. Rabady , A. Racz, M. Rovere, H. Sakulin, C. Schäfer, C. Schwick, M. Selvaggi, A. Sharma , P. Silva , W. Snoeys , P. Spicas ⁴⁷, J. Steggemann , S. Summers, V. R. Tavolaro , D. Treille, A. Tsirou, A. Vartak , M. Verzetti, W. D. Zeuner

Paul Scherrer Institut, Villigen, Switzerland

L. Caminada ⁴⁸, K. Deiters, W. Erdmann, R. Horisberger, Q. Ingram, H. C. Kaestli, D. Kotlinski, U. Langenegger, T. Rohe, S. A. Wiederkehr

ETH Zurich-Institute for Particle Physics and Astrophysics (IPA), Zurich, Switzerland

M. Backhaus , P. Berger, N. Chernyavskaya, G. Dissertori , M. Dittmar, M. Donegà, C. Dorfer, T. A. Gómez Espinosa, C. Grab , D. Hits, T. Klijnsma, W. Lustermann, R. A. Manzoni , M. Marionneau, M. T. Meinhard, F. Micheli, P. Musella , F. Nessi-Tedaldi, F. Pauss, G. Perrin, L. Perrozzi, S. Pigazzini , M. G. Ratti , M. Reichmann, C. Reissel, T. Reitenspiess, D. Ruini, D. A. Sanz Becerra, M. Schönenberger, L. Shchutska , M. L. Vesterbacka Olsson, R. Wallny , D. H. Zhu 

Universität Zürich, Zurich, Switzerland

T. K. Aarrestad, C. Amsler⁴⁹, D. Brzhechko, M. F. Canelli , A. De Cosa , R. Del Burgo , S. Donato , B. Kilminster , S. Leontsinis , V. M. Mikuni, I. Neutelings, G. Rauco, P. Robmann, D. Salerno , K. Schweiger , C. Seitz, Y. Takahashi , S. Wertz , A. Zucchetta 


National Central University, Chung-Li, Taiwan

T. H. Doan, C. M. Kuo, W. Lin, A. Roy, S. S. Yu






National Taiwan University (NTU), Taipei, Taiwan

P. Chang, Y. Chao, K. F. Chen , P. H. Chen , W.-S. Hou , Y. y. Li, R.-S. Lu , E. Paganis, A. Psallidas, A. Steen

Department of Physics, Faculty of Science, Chulalongkorn University, Bangkok, Thailand

B. Asavapibhop , C. Asawatangtrakuldee, N. Srimanobhas, N. Suwonjandee


Physics Department, Science and Art Faculty, Çukurova University, Adana, Turkey

A. Bat , F. Boran, A. Celik⁵⁰, S. Cerci⁵¹, S. Damarseckin⁵², Z. S. Demiroglu , F. Dolek, C. Dozen, I. Dumanoglu, G. Gokbulut, E. G. Guler⁵³, Y. Guler, I. Hos⁵⁴, C. Isik, E. E. Kangal⁵⁵, O. Kara, A. K. Topaksu, U. Kiminsu , M. Oglakci , G. Onengut, K. Ozdemir⁵⁶, S. Ozturk⁵⁷, A. E. Simsek, D. Sunar Cerci⁵¹, U. G. Tok, S. Turkcapar, I. S. Zorbakir , C. Zorbilmez



Physics Department, Middle East Technical University, Ankara, Turkey

B. Isildak⁵⁸, G. Karapinar⁵⁹, M. Yalvac

Bogazici University, Istanbul, Turkey

I. O. Atakisi, E. Gülmez, M. Kaya⁶⁰, O. Kaya⁶¹, B. Kaynak, Ö. Özçelik, S. Tekten, E. A. Yetkin ⁶²

Istanbul Technical University, Istanbul, Turkey

A. Cakir , K. Cankocak, Y. Komurcu, S. Sen ⁶³

Istanbul University, Istanbul, Turkey

S. Ozkorucuklu














Institute for Scintillation Materials of National Academy of Science of Ukraine, Kharkov, Ukraine

B. Grynyov








National Scientific Center, Kharkov Institute of Physics and Technology, Kharkov, Ukraine

L. Levchuk 



















University of Bristol, Bristol, UK

F. Ball, E. Bhal, S. Bologna, J. J. Brooke , D. Burns ⁶⁴, E. Clement , D. Cussans, H. Flacher , J. Goldstein , G. P. Heath , H. F. Heath , L. Kreczko , S. Paramesvaran, B. Penning , T. Sakuma , S. Seif El Nasr-Storey, D. Smith ⁶⁴, V. J. Smith , J. Taylor , A. Titterton

Rutherford Appleton Laboratory, Didcot, UK

K. W. Bell, A. Belyaev ⁶⁵, C. Brew , R. M. Brown, D. Cieri , D. J. A. Cockerill, J. A. Coughlan, K. Harder, S. Harper, J. Linacre , K. Manolopoulos, D. M. Newbold , E. Olaiya, D. Petyt, T. Reis , T. Schuh, C. H. Shepherd-Themistocleous, A. Thea , I. R. Tomalin, T. Williams, W. J. Womersley

Imperial College, London, UK

R. Bainbridge , P. Bloch , S. Breeze, O. Buchmuller, A. Bundock , G. S. Chahal ⁶⁶, D. Colling, P. Dauncey , G. Davies, M. Della Negra, R. Di Maria, P. Everaerts , G. Hall , G. Iles, T. James, M. Komm , C. Laner, L. Lyons, A.-M. Magnan, S. Malik , A. Martelli , V. Milosevic , J. Nash⁶⁷, V. Palladino , M. Pesaresi, D. M. Raymond, A. Richards, A. Rose, E. Scott , C. Seez, A. Shtipliyski, M. Stoye, T. Strebler , A. Tapper , K. Uchida, T. Virdee ¹⁶, N. Wardle , D. Winterbottom, J. Wright, A. G. Zecchinelli, S. C. Zenz 



Brunel University, Uxbridge, UK

J. E. Cole , P. R. Hobson , A. Khan, P. Kyberd , C. K. Mackay, A. Morton , I. D. Reid , L. Teodorescu, S. Zahid

Baylor University, Waco, USA

K. Call, J. Dittmann, K. Hatakeyama, C. Madrid, B. McMaster, N. Pastika, C. Smith 

Catholic University of America, Washington DC, USA

R. Bartek , A. Dominguez , R. Uniyal









The University of Alabama, Tuscaloosa, USA

A. Buccilli , S. I. Cooper, C. Henderson , P. Rumerio, C. West





Boston University, Boston, USA

D. Arcaro, Z. Demiragli, D. Gastler, S. Girgis, D. Pinna, C. Richardson, J. Rohlf, D. Sperka, I. Suarez, L. Sulak, D. Zou







Brown University, Providence, USA

G. Benelli, B. Burkle , X. Coubez¹⁷, D. Cutts , Y. t. Duh, M. Hadley, J. Hakala, U. Heintz, J. M. Hogan ⁶⁸, K. H. M. Kwok, E. Laird, G. Landsberg , J. Lee , Z. Mao, M. Narain, S. Sagir ⁶⁹, R. Syarif , E. Usai , D. Yu, W. Zhang






University of California, Davis, Davis, USA

R. Band, C. Brainerd , R. Breedon, M. Calderon De La Barca Sanchez, M. Chertok, J. Conway, R. Conway, P. T. Cox, R. Erbacher, C. Flores, G. Funk, F. Jensen, W. Ko, O. Kukral, R. Lander, M. Mulhearn, D. Pellett, J. Pilot, M. Shi , D. Taylor , K. Tos, M. Tripathi , Z. Wang, F. Zhang









University of California, Los Angeles, USA

M. Bachtis, C. Bravo , R. Cousins , A. Dasgupta, A. Florent , J. Hauser , M. Ignatenko, N. Mccoll, W. A. Nash, S. Regnard , D. Saltzberg , C. Schnaible, B. Stone, V. Valuev






University of California, Riverside, Riverside, USA

K. Burt, Y. Chen , R. Clare , J. W. Gary , S. M. A. Ghiasi Shirazi, G. Hanson, G. Karapostoli, E. Kennedy, O. R. Long, M. Olmedo Negrete, M. I. Paneva, W. Si, L. Wang, H. Wei , S. Wimpenny, B. R. Yates , Y. Zhang








University of California, San Diego, La Jolla, USA

J. G. Branson, P. Chang, S. Cittolin, M. Derdzinski, R. Gerosa , D. Gilbert , B. Hashemi, V. Krutelyov , J. Letts , M. Masciovecchio, S. May, S. Padhi, M. Pieri , V. Sharma , M. Tadel, F. Würthwein, A. Yagil , G. Zevi Della Porta 

Department of Physics, University of California, Santa Barbara, Santa Barbara, USA

N. Amin, R. Bhandari , C. Campagnari, M. Citron, V. Dutta, M. Franco Sevilla , L. Gouskos, J. Incandela , B. Marsh, H. Mei , A. Ovcharova, H. Qu , J. Richman, U. Sarica , D. Stuart, S. Wang






California Institute of Technology, Pasadena, USA

D. Anderson, A. Bornheim , O. Cerri, I. Dutta, J. M. Lawhorn , N. Lu , J. Mao, H. B. Newman , T. Q. Nguyen, J. Pata, M. Spiropulu , J. R. Vlimant , S. Xie, Z. Zhang, R. Y. Zhu 








Carnegie Mellon University, Pittsburgh, USA

M. B. Andrews, T. Ferguson , T. Mudholkar, M. Paulini , M. Sun , I. Vorobiev, M. Weinberg













































University of Colorado Boulder, Boulder, USA

J. P. Cumalat, W. T. Ford , A. Johnson, E. MacDonald, T. Mulholland, R. Patel, A. Perloff , K. Stenson , K. A. Ulmer , S. R. Wagner 







Cornell University, Ithaca, USA

J. Alexander, J. Chaves , Y. Cheng, J. Chu, A. Datta, A. Frankenthal , K. McDermott , J. R. Patterson , D. Quach , A. Rinkevicius ⁷⁰, A. Ryd, S. M. Tan, Z. Tao, J. Thom, P. Wittich , M. Zientek

Fermi National Accelerator Laboratory, Batavia, USA

S. Abdullin , M. Albrow , M. Alyari, G. Apollinari, A. Apresyan , A. Apyan , S. Banerjee, L. A. T. Bauerick , A. Beretvas , J. Berryhill , P. C. Bhat, K. Burkett , J. N. Butler, A. Canepa, G. B. Cerati , H. W. K. Cheung , F. Chlebana, M. Cremonesi, J. Duarte , V. D. Elvira , J. Freeman, Z. Gecse, E. Gottschalk , L. Gray, D. Green, S. Grünendahl, O. Gutsche , A. R. Hall , J. Hanlon, R. M. Harris, S. Hasegawa, R. Heller, J. Hirschauer , B. Jayatilaka , S. Jindariani, M. Johnson, U. Joshi , B. Klima , M. J. Kortelainen , B. Kreis , S. Lammel , J. Lewis, D. Lincoln , R. Lipton, M. Liu, T. Liu, J. Lykken, K. Maeshima, J. M. Marraffino, D. Mason, P. McBride , P. Merkel, S. Mrenna , S. Nahn, V. O'Dell, V. Papadimitriou, K. Pedro , C. Pena , G. Rakness, F. Ravera , L. Ristori , B. Schneider , E. Sexton-Kennedy , N. Smith , A. Soha , W. J. Spalding , L. Spiegel, S. Stoynev , J. Strait , N. Strobbe , L. Taylor , S. Tkaczyk, N. V. Tran, L. Uplegger , E. W. Vaandering , C. Vernieri , M. Verzocchi , R. Vidal , M. Wang, H. A. Weber 

University of Florida, Gainesville, USA

D. Acosta, P. Avery, D. Bourilkov , A. Brinkerhoff , L. Cadamuro , A. Carnes, V. Cherepanov, D. Curry, F. Errico, R. D. Field, S. V. Gleyzer, B. M. Joshi , M. Kim, J. Konigsberg, A. Korytov, K. H. Lo, P. Ma, K. Matchev, N. Menendez, G. Mitselmakher , D. Rosenzweig, K. Shi , J. Wang, S. Wang, X. Zuo




Florida International University, Miami, USA

Y. R. Joshi 




Florida State University, Tallahassee, USA

T. Adams, A. Askew, S. Hagopian, V. Hagopian, K. F. Johnson, R. Khurana, T. Kolberg , G. Martinez, T. Perry, H. Prosper, C. Schiber, R. Yohay , J. Zhang




Florida Institute of Technology, Melbourne, USA

M. M. Baarmand , V. Bhopatkar, M. Hohlmann , D. Noonan, M. Rahmani, M. Saunders, F. Yumiceva 

University of Illinois at Chicago (UIC), Chicago, USA

M. R. Adams, L. Apanasevich , D. Berry , R. R. Betts, R. Cavanaugh , X. Chen , S. Dittmer, O. Evdokimov , C. E. Gerber , D. A. Hangal, D. J. Hofman , K. Jung , C. Mills , T. Roy, M. B. Tonjes, N. Varelas, J. Viinikainen , H. Wang, X. Wang, Z. Wu 












The University of Iowa, Iowa City, USA

M. Alhusseini, B. Bilki⁵³, W. Clarida, K. Dilsiz⁷¹, S. Durgut, R. P. Gandrajula , M. Haytmyradov, V. Khristenko, O. K. Köseyan, J.-P. Merlo, A. Mestvirishvili⁷², A. Moeller, J. Nachtman, H. Ogul ⁷³, Y. Onel, F. Ozok⁷⁴, A. Penzo, C. Snyder, E. Tiras, J. Wetzel 

Johns Hopkins University, Baltimore, USA

B. Blumenfeld , A. Cocoros, N. Eminizer, D. Fehling , L. Feng, A. V. Gritsan , W. T. Hung, P. Maksimovic, J. Roskes , M. Swartz, M. Xiao

The University of Kansas, Lawrence, USA

C. Baldenegro Barrera, P. Baringer , A. Bean , S. Boren, J. Bowen, A. Bylinkin , T. Isidori, S. Khalil , J. King, G. Krintiras , A. Kropivnitskaya, C. Lindsey, D. Majumder , W. Mcbrayer , N. Minafra , M. Murray, C. Rogan , C. Royon, S. Sanders, E. Schmitz, J. D. Tapia Takaki , Q. Wang, J. Williams, G. Wilson 



Kansas State University, Manhattan, USA

S. Duric, A. Ivanov , K. Kaadze, D. Kim, Y. Maravin , D. R. Mendis, T. Mitchell, A. Modak, A. Mohammadi













Lawrence Livermore National Laboratory, Livermore, USA

F. Rebassoo, D. Wright





University of Maryland, College Park, USA

A. Baden, O. Baron, A. Belloni , S. C. Eno , Y. Feng, N. J. Hadley, S. Jabeen, G. Y. Jeng , R. G. Kellogg, J. Kunkle, A. C. Mignerey, S. Nabili, F. Ricci-Tam , M. Seidel , Y. H. Shin, A. Skuja, S. C. Tonwar, K. Wong


Massachusetts Institute of Technology, Cambridge, USA

D. Abercrombie, B. Allen , A. Baty , R. Bi, S. Brandt, W. Busza , I. A. Cali, M. D'Alfonso , G. Gomez Ceballos, M. Goncharov, P. Harris, D. Hsu, M. Hu, M. Klute, D. Kovalskyi , Y.-J. Lee , P. D. Luckey, B. Maier, A. C. Marini , C. McGinn, C. Mironov, S. Narayanan , X. Niu, C. Paus, D. Rankin, C. Roland, G. Roland, Z. Shi , G. S. F. Stephens , K. Sumorok, K. Tatar , D. Velicanu, J. Wang, T. W. Wang, B. Wyslouch 

University of Minnesota, Minneapolis, USA

A. C. Benvenuti [†], R. M. Chatterjee, A. Evans , S. Guts, P. Hansen, J. Hiltbrand, Sh. Jain , Y. Kubota, Z. Lesko, J. Mans , R. Rusack, M. A. Wadud




University of Mississippi, Oxford, USA

J. G. Acosta, S. Oliveros 






University of Nebraska-Lincoln, Lincoln, USA

K. Bloom , D. R. Claes, C. Fangmeier, L. Finco , F. Golf , R. Gonzalez Suarez , R. Kamalieddin, I. Kravchenko , J. E. Siado, G. R. Snow, B. Stieger, W. Tabb

State University of New York at Buffalo, Buffalo, USA

G. Agarwal, C. Harrington, I. Iashvili , A. Kharchilava, C. McLean , D. Nguyen, A. Parker, J. Pekkanen, S. Rappoccio , B. Roozbahani







Northeastern University, Boston, USA

G. Alverson , E. Barberis, C. Freer, Y. Haddad , A. Hortiangtham, G. Madigan, D. M. Morse , T. Orimoto, L. Skinnari , A. Tishelman-Charny, T. Wamorkar, B. Wang, A. Wisecarver, D. Wood 

Northwestern University, Evanston, USA

S. Bhattacharya, J. Bueghly, T. Gunter, K. A. Hahn, N. Odell, M. H. Schmitt , K. Sung, M. Trovato , M. Velasco










University of Notre Dame, Notre Dame, USA

R. Bucci, N. Dev , R. Goldouzian, M. Hildreth, K. Hurtado Anampa , C. Jessop, D. J. Karmgard, K. Lannon, W. Li, N. Loukas , N. Marinelli, I. Mcalister, F. Meng, C. Mueller, Y. Musienko³⁶, M. Planer, R. Ruchti, P. Siddireddy, G. Smith , S. Taroni , M. Wayne, A. Wightman, M. Wolf , A. Woodard

The Ohio State University, Columbus, USA

J. Alimena , B. Bylsma, L. S. Durkin, S. Flowers, B. Francis, C. Hill , W. Ji, A. Lefeld, T. Y. Ling, B. L. Winer







Princeton University, Princeton, USA

S. Cooperstein, G. Dezoort, P. Elmer , J. Hardenbrook, N. Haubrich, S. Higginbotham, A. Kalogeropoulos , S. Kwan, D. Lange, M. T. Lucchini , J. Luo, D. Marlow , K. Mei , I. Ojalvo, J. Olsen , C. Palmer, P. Piroué, J. Salfeld-Nebgen , D. Stickland , C. Tully , Z. Wang

University of Puerto Rico, Mayagüez, USA

S. Malik , S. Norberg







Purdue University, West Lafayette, USA

A. Barker, V. E. Barnes , S. Das, L. Gutay, M. Jones, A. W. Jung , A. Khatiwada, B. Mahakud, D. H. Miller, G. Negro, N. Neumeister , C. C. Peng, S. Piperov , H. Qiu, J. F. Schulte , J. Sun , F. Wang, R. Xiao, W. Xie




Purdue University Northwest, Hammond, USA

T. Cheng, J. Dolen, N. Parashar









Rice University, Houston, USA

K. M. Ecklund , S. Freed, F. J. M. Geurts , M. Kilpatrick, A. Kumar, W. Li, B. P. Padley , R. Redjimi, J. Roberts, J. Rorie, W. Shi , A. G. Stahl Leiton , Z. Tu , A. Zhang


University of Rochester, Rochester, USA

A. Bodek , P. de Barbaro , R. Demina, J. L. Dulemba, C. Fallon, T. Ferbel, M. Galanti, A. Garcia-Bellido, J. Han , O. Hindrichs, A. Khukhunaishvili, E. Ranken, P. Tan, R. Taus

Rutgers, The State University of New Jersey, Piscataway, USA

B. Chiarito, J. P. Chou , A. Gandrakota, Y. Gershtein , E. Halkiadakis , A. Hart, M. Heindl , E. Hughes, S. Kaplan, S. Kyriacou, I. Laflotte, A. Lath , R. Montalvo, K. Nash, M. Osherson, H. Saka , S. Salur , S. Schnetzer, D. Sheffield, S. Somalwar , R. Stone, S. Thomas, P. Thomassen

University of Tennessee, Knoxville, USA

H. Acharya, A. G. Delannoy , G. Riley, S. Spanier




Texas A&M University, College Station, USA

O. Bouhali ⁷⁵, A. Celik, M. Dalchenko , M. De Mattia , A. Delgado, S. Dildick, R. Eusebi, J. Gilmore, T. Huang, T. Kamon⁷⁶, S. Luo, D. Marley, R. Mueller, D. Overton, L. Perniè, D. Rathjens , A. Safonov 




Texas Tech University, Lubbock, USA

N. Akchurin, J. Damgov, F. De Guio, S. Kunori, K. Lamichhane, S. W. Lee , T. Mengke, S. Muthumuni, T. Peltola , S. Undleeb, I. Volobouev, Z. Wang, A. Whitbeck




Vanderbilt University, Nashville, USA

S. Greene, A. Gurrola, R. Janjam, W. Johns, C. Maguire, A. Melo, H. Ni, K. Padeken, F. Romeo, P. Sheldon , S. Tuo, J. Velkovska , M. Verweij 











University of Virginia, Charlottesville, USA

M. W. Arenton, P. Barria , B. Cox, G. Cummings, R. Hirosky , M. Joyce, A. Ledovskoy, C. Neu , B. Tannenwald , Y. Wang, E. Wolfe, F. Xia

Wayne State University, Detroit, USA

R. Harr , P. E. Karchin, N. Poudyal , J. Sturdy , P. Thapa, T. Bose

University of Wisconsin-Madison, Madison, WI, USA

J. Buchanan, C. Caillol, D. Carlsmith , S. Dasu , I. De Bruyn , L. Dodd , F. Fiori, C. Galloni, B. Gombert⁷⁷, H. He, M. Herndon , A. Hervé , U. Hussain, P. Klabbers , A. Lanaro, A. Loeliger, K. Long, R. Loveless, J. Madhusudanan Sreekala , T. Ruggles, A. Savin, V. Sharma , W. H. Smith , D. Teague, S. Trembath-reichert, N. Woods

† Deceased

- 1: Also at Vienna University of Technology, Vienna, Austria
- 2: Also at IRFU, CEA, Université Paris-Saclay, Gif-sur-Yvette, France
- 3: Also at Universidade Estadual de Campinas, Campinas, Brazil
- 4: Also at Federal University of Rio Grande do Sul, Porto Alegre, Brazil
- 5: Also at UFMS, Nova Andradina, Brazil
- 6: Also at Universidade Federal de Pelotas, Pelotas, Brazil
- 7: Also at Université Libre de Bruxelles, Bruxelles, Belgium
- 8: Also at University of Chinese Academy of Sciences, Beijing, China
- 9: Also at Institute for Theoretical and Experimental Physics named by A.I. Alikhanov of NRC ‘Kurchatov Institute’, Moscow, Russia
- 10: Also at Joint Institute for Nuclear Research, Dubna, Russia
- 11: Also at Suez University, Suez, Egypt
- 12: Now at Zewail British University in Egypt, Cairo, Egypt
- 13: Also at Purdue University, West Lafayette, USA
- 14: Also at Université de Haute Alsace, Mulhouse, France
- 15: Also at Erzincan Binali Yildirim University, Erzincan, Turkey
- 16: Also at CERN, European Organization for Nuclear Research, Geneva, Switzerland
- 17: Also at RWTH Aachen University, III. Physikalisches Institut A, Aachen, Germany
- 18: Also at University of Hamburg, Hamburg, Germany
- 19: Also at Brandenburg University of Technology, Cottbus, Germany
- 20: Also at Institute of Physics, University of Debrecen, Debrecen, Hungary, Debrecen, Hungary
- 21: Also at Institute of Nuclear Research ATOMKI, Debrecen, Hungary

- 22: Also at MTA-ELTE Lendület CMS Particle and Nuclear Physics Group, Eötvös Loránd University, Budapest, Hungary, Budapest, Hungary
- 23: Also at IIT Bhubaneswar, Bhubaneswar, India, Bhubaneswar, India
- 24: Also at Institute of Physics, Bhubaneswar, India
- 25: Also at Shoolini University, Solan, India
- 26: Also at University of Visva-Bharati, Santiniketan, India
- 27: Also at Isfahan University of Technology, Isfahan, Iran
- 28: Now at INFN Sezione di Bari^a, Università di Bari^b, Politecnico di Bari^c, Bari, Italy
- 29: Also at Italian National Agency for New Technologies, Energy and Sustainable Economic Development, Bologna, Italy
- 30: Also at Centro Siciliano di Fisica Nucleare e di Struttura Della Materia, Catania, Italy
- 31: Also at Scuola Normale e Sezione dell'INFN, Pisa, Italy
- 32: Also at Riga Technical University, Riga, Latvia, Riga, Latvia
- 33: Also at Malaysian Nuclear Agency, MOSTI, Kajang, Malaysia
- 34: Also at Consejo Nacional de Ciencia y Tecnología, Mexico City, Mexico
- 35: Also at Warsaw University of Technology, Institute of Electronic Systems, Warsaw, Poland
- 36: Also at Institute for Nuclear Research, Moscow, Russia
- 37: Now at National Research Nuclear University 'Moscow Engineering Physics Institute' (MEPhI), Moscow, Russia
- 38: Also at St. Petersburg State Polytechnical University, St. Petersburg, Russia
- 39: Also at University of Florida, Gainesville, USA
- 40: Also at Imperial College, London, UK
- 41: Also at P.N. Lebedev Physical Institute, Moscow, Russia
- 42: Also at INFN Sezione di Padova^a, Università di Padova^b, Padova, Italy, Università di Trento^c, Trento, Italy, Padua, Italy
- 43: Also at Budker Institute of Nuclear Physics, Novosibirsk, Russia
- 44: Also at Faculty of Physics, University of Belgrade, Belgrade, Serbia
- 45: Also at Università degli Studi di Siena, Siena, Italy
- 46: Also at INFN Sezione di Pavia^a, Università di Pavia^b, Pavia, Italy, Pavia, Italy
- 47: Also at National and Kapodistrian University of Athens, Athens, Greece
- 48: Also at Universität Zürich, Zurich, Switzerland
- 49: Also at Stefan Meyer Institute for Subatomic Physics, Vienna, Austria, Vienna, Austria
- 50: Also at Burdur Mehmet Akif Ersoy University, Burdur, Turkey
- 51: Also at Adiyaman University, Adiyaman, Turkey
- 52: Also at Şırnak University, Sırnak, Turkey
- 53: Also at Beykent University, Istanbul, Turkey, Istanbul, Turkey
- 54: Also at Istanbul Aydin University, Istanbul, Turkey
- 55: Also at Mersin University, Mersin, Turkey
- 56: Also at Piri Reis University, Istanbul, Turkey
- 57: Also at Gaziosmanpasa University, Tokat, Turkey
- 58: Also at Ozyegin University, Istanbul, Turkey
- 59: Also at Izmir Institute of Technology, Izmir, Turkey
- 60: Also at Marmara University, Istanbul, Turkey
- 61: Also at Kafkas University, Kars, Turkey
- 62: Also at Istanbul Bilgi University, Istanbul, Turkey
- 63: Also at Hacettepe University, Ankara, Turkey
- 64: Also at Vrije Universiteit Brussel, Brussel, Belgium
- 65: Also at School of Physics and Astronomy, University of Southampton, Southampton, UK
- 66: Also at IPPP Durham University, Durham, UK
- 67: Also at Monash University, Faculty of Science, Clayton, Australia
- 68: Also at Bethel University, St. Paul, Minneapolis, USA, St. Paul, USA
- 69: Also at Karamanoğlu Mehmetbey University, Karaman, Turkey
- 70: Also at Vilnius University, Vilnius, Lithuania
- 71: Also at Bingol University, Bingol, Turkey
- 72: Also at Georgian Technical University, Tbilisi, Georgia
- 73: Also at Sinop University, Sinop, Turkey

74: Also at Mimar Sinan University, Istanbul, Istanbul, Turkey

75: Also at Texas A&M University at Qatar, Doha, Qatar

76: Also at Kyungpook National University, Daegu, Korea, Daegu, Korea

77: Also at University of Hyderabad, Hyderabad, India