CERN-EP-2019-128
2019/12/23

CMS-BPH-18-005

Study of the $B^+ \rightarrow J/\psi \bar{\Lambda} p$ decay in proton-proton collisions at $\sqrt{s} = 8 \text{ TeV}$

The CMS Collaboration*

Abstract

A study of the $B^+ \rightarrow J/\psi \bar{\Lambda} p$ decay using proton-proton collision data collected at $\sqrt{s} = 8 \text{ TeV}$ by the CMS experiment at the LHC, corresponding to an integrated luminosity of 19.6 fb^{-1} , is presented. The ratio of branching fractions $\mathcal{B}(B^+ \rightarrow J/\psi \bar{\Lambda} p) / \mathcal{B}(B^+ \rightarrow J/\psi K^*(892)^+)$ is measured to be $(1.054 \pm 0.057 \text{ (stat)} \pm 0.035 \text{ (syst)} \pm 0.011(\mathcal{B}))\%$, where the last uncertainty reflects the uncertainties in the world-average branching fractions of $\bar{\Lambda}$ and $K^*(892)^+$ decays to reconstructed final states. The invariant mass distributions of the $J/\psi \bar{\Lambda}$, $J/\psi p$, and $\bar{\Lambda} p$ systems produced in the $B^+ \rightarrow J/\psi \bar{\Lambda} p$ decay are investigated and found to be inconsistent with the pure phase space hypothesis. The analysis is extended by using a model-independent angular amplitude analysis, which shows that the observed invariant mass distributions are consistent with the contributions from excited kaons decaying to the $\bar{\Lambda} p$ system.

"Published in the Journal of High Energy Physics as doi:10.1007/JHEP12(2019)100."

1 Introduction

The $B^+ \rightarrow J/\psi \bar{\Lambda} p$ decay is the first observed example of a B meson decay into baryons and a charmonium state (the charge-conjugate states are implied throughout the paper). The first evidence for the $B^+ \rightarrow J/\psi \bar{\Lambda} p$ decay was obtained by the BaBar Collaboration [1], along with a measurement of its branching fraction of $\mathcal{B}(B^+ \rightarrow J/\psi \bar{\Lambda} p) = (12_{-6}^{+9}) \times 10^{-6}$. Later, this decay was observed by the Belle Collaboration and its branching fraction was measured to be $\mathcal{B}(B^+ \rightarrow J/\psi \bar{\Lambda} p) = (11.7 \pm 2.8_{-2.3}^{+1.8}) \times 10^{-6}$ [2], resulting in the world-average branching fraction of $\mathcal{B}(B^+ \rightarrow J/\psi \bar{\Lambda} p) = (11.8 \pm 3.1) \times 10^{-6}$ [3].

The decay mode under study provides an opportunity to search for new intermediate resonances in the $J/\psi \bar{\Lambda}$, $J/\psi p$, and $\bar{\Lambda} p$ systems. The interest in B hadron decays to charmonium-baryon systems has increased since the observation of three pentaquark states in $\Lambda_b^0 \rightarrow J/\psi p K^-$ decays by the LHCb Collaboration [4, 5]. While these states are beyond the available phase space of the $B^+ \rightarrow J/\psi \bar{\Lambda} p$ decay, this process can target potential low-mass pentaquark states in the $J/\psi p$ system, as well as new resonances in the $J/\psi \bar{\Lambda}$ system, where one of the new states is expected to appear close to the threshold and represent itself as a threshold enhancement [6]. Recently, the existence of a molecular baryon state decaying to $J/\psi \bar{\Lambda}$ and potentially accessible via the $B^+ \rightarrow J/\psi \bar{\Lambda} p$ decay has been predicted [7].

In this paper, we report on a study of the $B^+ \rightarrow J/\psi \bar{\Lambda} p$ ($J/\psi \rightarrow \mu^+ \mu^-$, $\bar{\Lambda} \rightarrow \bar{p} \pi^+$) decay using a data sample of proton-proton (pp) collisions collected by the CMS experiment in 2012 at $\sqrt{s} = 8$ TeV, corresponding to an integrated luminosity of 19.6 fb^{-1} . Exploring the large available integrated luminosities of pp collisions and the large production cross section of $b\bar{b}$ pairs at the CERN LHC, the CMS experiment has developed an efficient trigger for displaced $J/\psi \rightarrow \mu^+ \mu^-$ decays, described in Section 3. This trigger allowed CMS to conduct this study of the $B^+ \rightarrow J/\psi \bar{\Lambda} p$ decay, including the measurement of its branching fraction and the study of the $J/\psi \bar{\Lambda}$, $J/\psi p$, and $\bar{\Lambda} p$ systems. The decay $B^+ \rightarrow J/\psi K^*(892)^+ (K^*(892)^+ \rightarrow K_S^0 \pi^+ \rightarrow \pi^+ \pi^- \pi^+)$ is chosen as the normalization channel, because it is measured with high precision and has a similar decay topology to the $B^+ \rightarrow J/\psi \bar{\Lambda} p$ decay. In what follows, the $K^*(892)^+$ particle is denoted as K^{*+} . The ratio of the branching fractions is measured using the following formula:

$$\frac{\mathcal{B}(B^+ \rightarrow J/\psi \bar{\Lambda} p)}{\mathcal{B}(B^+ \rightarrow J/\psi K^{*+})} = \frac{N(B^+ \rightarrow J/\psi \bar{\Lambda} p) \mathcal{B}(K^{*+} \rightarrow K_S^0 \pi^+) \mathcal{B}(K_S^0 \rightarrow \pi^+ \pi^-) \epsilon(B^+ \rightarrow J/\psi K^{*+})}{N(B^+ \rightarrow J/\psi K^{*+}) \mathcal{B}(\bar{\Lambda} \rightarrow \bar{p} \pi^+) \epsilon(B^+ \rightarrow J/\psi \bar{\Lambda} p)}, \quad (1)$$

where N and ϵ correspond to the number of observed decays and the total efficiency of the decay, respectively. The total efficiency includes the product of efficiencies for the subsequent decays $K^{*+} \rightarrow K_S^0 \pi^+$, $K_S^0 \rightarrow \pi^+ \pi^-$, and $\bar{\Lambda} \rightarrow \bar{p} \pi^+$. The invariant mass distributions of the $J/\psi \bar{\Lambda}$, $J/\psi p$, and $\bar{\Lambda} p$ systems produced in the $B^+ \rightarrow J/\psi \bar{\Lambda} p$ decay are investigated using a model-independent angular analysis.

2 The CMS detector

The central feature of the CMS apparatus is a superconducting solenoid of 6 m internal diameter, providing a magnetic field of 3.8 T. Within the solenoid volume are a silicon pixel and strip tracker, a lead tungstate crystal electromagnetic calorimeter, and a brass and scintillator hadron calorimeter, each composed of a barrel and two endcap sections. Forward calorimeters extend the pseudorapidity (η) coverage provided by the barrel and endcap detectors. Muons are detected in gas-ionization chambers embedded in the steel flux-return yoke outside the

solenoid. The main subdetectors used for the present analysis are the silicon tracker and the muon system.

The silicon tracker measures charged particles within the range $|\eta| < 2.5$. During the LHC running period when the data used in this paper were recorded, the silicon tracker consisted of 1440 silicon pixel and 15 148 silicon strip detector modules. The track resolutions are typically 1.5% in transverse momentum (p_T) and 25–90 (45–150) μm in the transverse (longitudinal) impact parameter [8] for nonisolated particles with $1 < p_T < 10 \text{ GeV}$ and $|\eta| < 1.4$.

Muons are measured within $|\eta| < 2.4$, with detection planes made using three technologies: drift tubes, cathode strip chambers, and resistive-plate chambers. Matching muons to tracks measured in the silicon tracker results in a relative p_T resolution of 0.8–3.0% for muons with $p_T < 10 \text{ GeV}$ used in this analysis, depending on the muon $|\eta|$ [9].

Events of interest are selected using a two-tiered trigger system [10]. The first level (L1), composed of custom hardware processors, uses information from the calorimeters and muon detectors to select events at a rate of around 100 kHz within a time interval of less than 4 μs . The second level, known as the high-level trigger (HLT), consists of a farm of processors running a version of the full event reconstruction software optimized for fast processing, and reduces the event rate to around 1 kHz before data storage.

A more detailed description of the CMS detector, together with a definition of the coordinate system used and the relevant kinematic variables, can be found in Ref. [11].

3 Data sample and event selection

Data were collected with a dedicated trigger, optimized for the selection of b hadrons decaying to $J/\psi(\mu^+\mu^-)$. The L1 trigger required two oppositely charged muons, each with $p_T > 3 \text{ GeV}$ and $|\eta| < 2.1$. At the HLT, a J/ψ candidate decaying into a $\mu^+\mu^-$ pair displaced from the interaction point was required. Each muon must have $p_T > 4 \text{ GeV}$, and the dimuon p_T must exceed 6.9 GeV. The HLT demanded that J/ψ candidates reconstructed from opposite-sign dimuons have an invariant mass between 2.9 and 3.3 GeV. The three-dimensional (3D) distance of closest approach of the two muons of a pair to each other was required to be less than 0.5 cm. The dimuon vertex fit was required to have a transverse decay length significance $L_{xy}/\sigma_{L_{xy}} > 3$, where L_{xy} and $\sigma_{L_{xy}}$ are, respectively, the distance from the common vertex to the beam axis in the transverse plane, and its uncertainty. Finally, the dimuon vertex fit probability, calculated using the χ^2 and the number of degrees of freedom of the vertex fit, was required to exceed 10%, while the angle α between the dimuon p_T vector and the direction connecting the beam spot and the dimuon vertex in the transverse plane was required to satisfy $\cos \alpha > 0.9$.

The analysis requires two muons of opposite charge that must match those that triggered the event readout. The trigger requirements are confirmed and the J/ψ candidates are selected by tightening the dimuon mass region to be within 150 MeV of the J/ψ meson mass $M_{J/\psi}^{\text{PDG}}$ [3] (M_X^{PDG} denotes the world-average mass of hadron X).

To reconstruct a B^+ candidate, the J/ψ candidate is combined with a positively charged particle track, assumed to be a proton track, and a $\bar{\Lambda}$ candidate. The track must satisfy the CMS high-purity requirements [8]. The $\bar{\Lambda}$ candidates are formed from displaced two-prong vertices under the assumption of the $\bar{\Lambda} \rightarrow \bar{p}\pi^+$ decay, as described in Ref. [12]. Daughter particles of the $\bar{\Lambda}$ candidate are refitted to a common vertex, and the vertex fit probability must exceed 1%. The proton mass is assigned to the higher- p_T daughter track. To select the candidates in the $\bar{\Lambda}$ signal

region, we demand that the $\bar{p}\pi^+$ invariant mass satisfy $|M(\bar{p}\pi^+) - M_{\bar{\Lambda}}^{\text{PDG}}| < 2\sigma^{\bar{\Lambda}}$, where the effective $\bar{\Lambda}$ signal resolution $\sigma^{\bar{\Lambda}} = 3.7 \text{ MeV}$ is measured in data by fitting the $M(\bar{p}\pi^+)$ distribution with a sum of two Gaussian functions with a common mean.

Since reliable charged hadron type identification in CMS is not possible, the contribution from $K_S^0 \rightarrow \pi^-\pi^+$ decays is present in the $\bar{\Lambda} \rightarrow \bar{p}\pi^+$ sample. It is removed by demanding that the invariant mass of the two $\bar{\Lambda}$ candidate tracks, where both are assigned the charged pion mass, satisfies $|M(\pi^+\pi^-) - M_{K_S^0}^{\text{PDG}}| > 2\sigma_{K_S^0}^{\text{K}_S^0}$, where the effective K_S^0 signal resolution $\sigma_{K_S^0}^{\text{K}_S^0} = 9.2 \text{ MeV}$ is measured in data by fitting the $M(\pi^+\pi^-)$ distribution with a sum of two Gaussian functions with a common mean.

As the last step of the reconstruction, the kinematic vertex fit of the $\bar{\Lambda}$ candidate, the proton track, and the dimuon is performed, with the dimuon mass constrained to $M_{J/\psi}^{\text{PDG}}$; this vertex is referred to as the B vertex. The selected candidates are required to have $p_T(J/\psi) > 7 \text{ GeV}$, $p_T(\bar{\Lambda}) > 1 \text{ GeV}$, and $p_T(p) > 1 \text{ GeV}$.

Multiple pp interactions in the same or nearby beam crossing (pileup) are present in data, with an average multiplicity of about 20. The hard-scattering vertex in the event with the highest cosine of the three-dimensional (3D) pointing angle between the line connecting this vertex with the B vertex and the B^+ candidate momentum is chosen as the primary vertex (PV). The following requirement is used to select B^+ candidates consistent with originating from the PV: $\cos \alpha(B^+, \text{PV}) > 0.99$, where $\alpha(B^+, \text{PV})$ is the two-dimensional (2D) angle in the transverse plane between the B^+ candidate momentum and the vector pointing from the PV to the B vertex. The following requirement on the B vertex displacement is also applied: $L_{xy}(B^+)/\sigma_{L_{xy}(B^+)} > 3$, where $L_{xy}(B^+)$ is the distance between the primary and B vertices in the transverse plane, and $\sigma_{L_{xy}(B^+)}$ is its uncertainty. The B^+ candidate kinematic vertex fit probability must exceed 1%. The $\bar{\Lambda}$ candidate is required to be consistent with originating from the B^+ decay by requiring $\cos \alpha(\bar{\Lambda}, B^+) > 0$, where $\alpha(\bar{\Lambda}, B^+)$ is the angle between the $\bar{\Lambda}$ momentum and the vector connecting the B^+ and $\bar{\Lambda}$ vertices.

The normalization decay channel $B^+ \rightarrow J/\psi K^{*+}$ ($K^{*+} \rightarrow K_S^0 \pi^+ \rightarrow \pi^+\pi^-\pi^+$) candidates are selected using the same reconstruction chain. Identical requirements are used to select the J/ψ candidate and the π^+ track from the K^{*+} meson decay. The selection of the K_S^0 candidates is the same as for the $\bar{\Lambda}$ candidates, except that the invariant mass of the candidate pions from the K_S^0 meson decay is required to satisfy $|M(\pi^+\pi^-) - M_{K_S^0}^{\text{PDG}}| < 2\sigma_{\text{eff}}^{\text{K}_S^0}$. The contamination of the K_S^0 candidates from the $\bar{\Lambda} \rightarrow \bar{p}\pi^+$ decay is reduced with the requirement: $|M(\bar{p}\pi^+) - M_{\bar{\Lambda}}^{\text{PDG}}| > 2\sigma_{\text{eff}}^{\bar{\Lambda}}$ where the negatively charged track is assigned the proton mass.

To calculate the reconstruction efficiency, a study based on simulated signal events is performed. The events are generated with PYTHIA v6.424 [13]. The B meson decays are modeled according to a phase space decay model using EVTGEN v1.3.0 [14] for both the $B^+ \rightarrow J/\psi \bar{\Lambda} p$ and $B^+ \rightarrow J/\psi K^{*+}$ channels. The simulation sample corresponding to the $B^+ \rightarrow J/\psi K^{*+}$ decay is reweighted according to the angular distributions of the K^{*+} and J/ψ systems observed in data by applying a weight to each simulated event obtained using a linear interpolation of the data-to-simulation ratio histogram for each angular variable. The events are passed through a detailed CMS detector simulation based on GEANT4 [15]. To estimate reconstruction efficiencies (Section 5), matching of the reconstructed candidates to the generated particles is performed by requiring $\Delta R = \sqrt{(\Delta\eta)^2 + (\Delta\phi)^2} < 0.004$ (0.03) for μ (p , π^+ , $\bar{\Lambda}$, and K_S^0) can-

didates, where $\Delta\eta$ and $\Delta\phi$ are the differences in the pseudorapidity and the azimuthal angle, respectively, between the momenta of the reconstructed and generated particles.

4 Signal yields extraction

The invariant mass distribution of the selected $B^+ \rightarrow J/\psi \bar{\Lambda} p$ candidates is shown in Fig. 1 (upper). An unbinned, extended maximum-likelihood fit with a signal plus background hypothesis is performed on this distribution. The signal component is modeled with a sum of three Gaussian functions with floating common mean and overall normalization, while the widths and the relative normalizations of the three Gaussian functions are fixed to the values obtained from simulation. The background component is parameterized by a threshold function: $(x - x_0)^\beta$, where $x_0 = M_{\bar{\Lambda}}^{\text{PDG}} + M_{J/\psi}^{\text{PDG}} + M_p^{\text{PDG}}$ and β is a free parameter of the fit. The fit results in a signal yield of 452 ± 23 events.

Figure 1 (lower left) shows the observed $B^+ \rightarrow J/\psi K_S^0 \pi^+$ invariant mass distribution with the requirement on the $K_S^0 \pi^+$ invariant mass to be inside a ± 200 MeV window around the world-average K^{*+} mass [3]. The B^+ signal is modeled with a sum of two Gaussian functions with a common mean and all the parameters floating in the fit, while the background is described by a second-order polynomial.

In order to evaluate the pure K^{*+} meson contribution, excluding other resonances in the $K_S^0 \pi^+$ system, the background-subtracted $M(K_S^0 \pi^+)$ distribution shown in Fig. 1 (lower right) is fitted in the range of ± 200 MeV around the K^{*+} mass. Background subtraction is performed using the *sPlot* technique [16] with the $M(J/\psi K_S^0 \pi^+)$ used as the discriminating variable. The instrumental mass resolution of the K^{*+} peak is negligible in comparison with its natural width; therefore a relativistic Breit–Wigner function is used as the signal model, while a threshold polynomial function is chosen to model the non- K^{*+} component: $(x - x_0^{\text{K}^*})^\gamma$, where $x_0^{\text{K}^*} = M_{K_S^0}^{\text{PDG}} + M_{\pi^+}^{\text{PDG}}$ and γ is a free parameter in the fit.

To obtain the observed number of $B^+ \rightarrow J/\psi K^{*+}$ decays for the measurement of the ratio of branching fractions, the signal Breit–Wigner function is integrated over ± 50 MeV around the K^{*+} mass, resulting in a yield of $20\,863 \pm 357$ events. The efficiency of the requirement on $M(K_S^0 \pi^+)$ of being within ± 50 MeV of the K^{*+} mass is taken into account in the calculation of the total efficiency (Section 5).

5 Efficiency calculation

The efficiency for detecting and identifying the $B^+ \rightarrow J/\psi \bar{\Lambda} p$ decay is calculated as the ratio of the numbers of reconstructed to generated events in simulation. The overall efficiency includes the trigger and reconstruction efficiencies, and the detector acceptance. The efficiency in each channel is obtained using simulated samples described in Section 3. The efficiency ratio, which is used in the measurement of the ratio of branching fractions, is found to be $\epsilon(B^+ \rightarrow J/\psi K^{*+})/\epsilon(B^+ \rightarrow J/\psi \bar{\Lambda} p) = 1.347 \pm 0.023$, where the uncertainty is statistical only and accounts for the limited event counts in the corresponding simulated samples.

For the study of the two-body intermediate invariant masses in the $B^+ \rightarrow J/\psi \bar{\Lambda} p$ decay, we perform an efficiency-correction procedure to account for detector effects. Crucial to the investigation of the $\bar{\Lambda} p$ system is the possibility of intermediate high-mass K^{*+} resonances that can decay to $\bar{\Lambda} p$ [3]. We list these resonances in Table 1 and designate them collectively as $K_{2,3,4}^{*+}$. The details of the decay $B^+ \rightarrow J/\psi K_{2,3,4}^{*+}$ followed by $K_{2,3,4}^{*+} \rightarrow \bar{\Lambda} p$ are discussed in Section 8. Be-

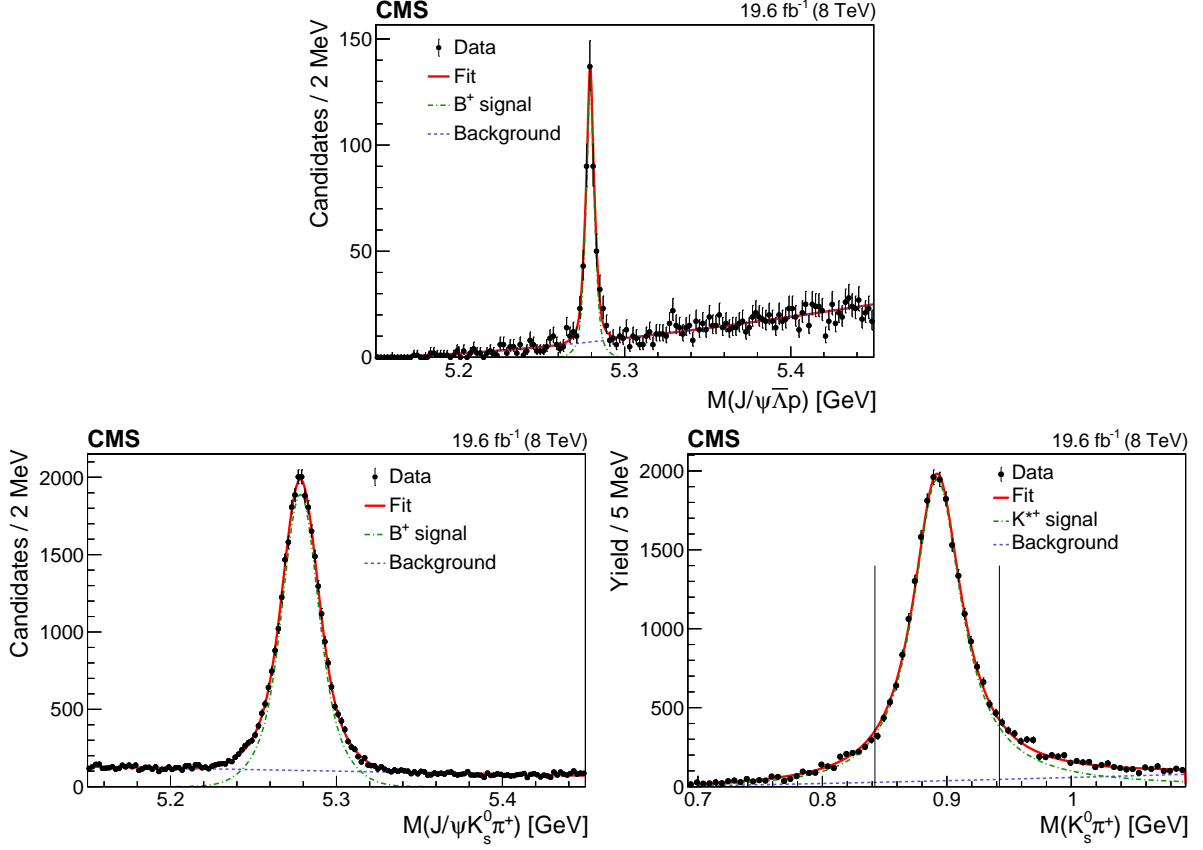


Figure 1: The invariant mass distribution of the selected $B^+ \rightarrow J/\psi \bar{\Lambda} p$ candidates (upper). The invariant mass distributions of $J/\psi K_S^0 \pi^+$ (lower left) and $K_S^0 \pi^+$ (lower right) for the $B^+ \rightarrow J/\psi K^{*+}$ decay candidates. The vertical bars represent the statistical uncertainty. On the lower right picture the background-subtracted candidates using the $M(J/\psi K_S^0 \pi^+)$ as a discriminating variable are shown. The dash-dotted curves show the B^+ signal in the upper and lower left plots, and the K^{*+} signal in the lower right plot. The dashed lines indicate the background contributions. The vertical lines in the lower right plot indicate the K^{*+} invariant mass window used for the normalization, as described in the text.

cause of this possibility, the efficiency is calculated as a function of two variables: the invariant mass of the $\bar{\Lambda} p$ system, $M(\bar{\Lambda} p)$, and the cosine of the $K_{2,3,4}^{*+} \rightarrow \bar{\Lambda} p$ system helicity angle $\cos \theta_{K^*}$, which is defined as the angle between the $\bar{\Lambda}$ and B^+ momentum vectors in the $\bar{\Lambda} p$ system rest frame (as illustrated in Fig. 2 together with other decay angles). The 2D efficiency is calculated as the ratio of the 2D histogram at the reconstruction level to that at the generator level. The data are corrected for the reconstruction efficiency by applying a $1/\epsilon(M(\bar{\Lambda} p), \cos \theta_{K^*})$ weight to each event. Efficiency values at each point in the 2D space are evaluated using a bilinear interpolation algorithm. Since the points inside the border bins of the 2D space cannot be interpolated, the efficiency values at these points are assumed to be the values at the centers of the corresponding bins.

Table 1: The mass, width, and J^P quantum numbers for the known K^{*+} states [3] that can decay to $\bar{\Lambda}p$.

Resonance	Mass (MeV)	Natural width (MeV)	J^P
$K_4^*(2045)^+$	2045 ± 9	198 ± 30	4^+
$K_2^*(2250)^+$	2247 ± 17	180 ± 30	2^-
$K_3^*(2320)^+$	2324 ± 24	150 ± 30	3^+

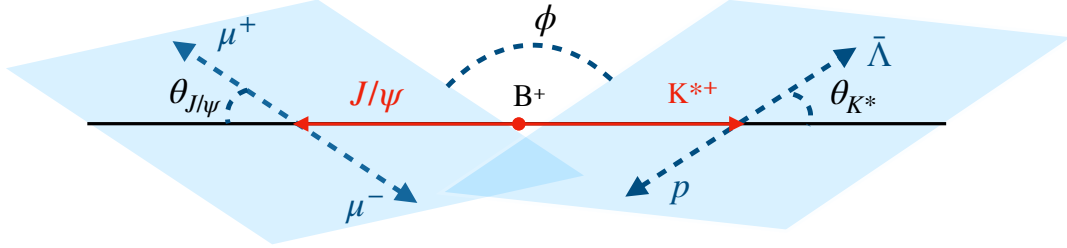


Figure 2: An illustration of the decay angles in the $B^+ \rightarrow J/\psi K_{2,3,4}^{*+}(\bar{\Lambda}p)$ decay.

6 Evaluation of the systematic uncertainties in the branching fraction ratio measurement

In this section, we discuss the sources of the systematic uncertainty in the measurement of the ratio $\mathcal{B}(B^+ \rightarrow J/\psi \bar{\Lambda}p) / \mathcal{B}(B^+ \rightarrow J/\psi K^{*+})$, defined by Eq. (1).

Since the signal $B^+ \rightarrow J/\psi \bar{\Lambda}p$ and the normalization $B^+ \rightarrow J/\psi K^{*+}$ decays have the same topology, the systematic uncertainties related to the muon reconstruction, track reconstruction, and trigger efficiencies should almost cancel out in Eq. (1). To check if this is the case, simulated signal samples for both $B^+ \rightarrow J/\psi \bar{\Lambda}p$ and $B^+ \rightarrow J/\psi K^{*+}$ decays are validated by comparing distributions of variables used in the event selection between background-subtracted data and simulated signal samples. As a result of these studies, an additional systematic uncertainty is assigned to account for the deviation between data and simulation in the η distributions of B^+ meson for the signal and normalization channels, and the $M(K_S^0 \pi^+)$ distribution for the $B^+ \rightarrow J/\psi K^{*+}$ decay. The deviation in the η distributions of B^+ meson were taken into account by reweighting the simulated samples according to the η distributions of B^+ meson observed on data and recalculating the efficiency ratio using the reweighted simulation samples; the systematic uncertainty is calculated as the difference in efficiency ratios calculated before and after reweighting. The difference in the $M(K_S^0 \pi^+)$ distribution is taken into account by altering the baseline mass window width used for K^{*+} selection of 50 MeV, with 35 and 70 MeV windows, and recalculating the final branching fraction value; the largest deviation from the value obtained using the baseline selection is considered as systematic uncertainty.

The systematic uncertainty related to the choice of the background model is estimated separately for the fits to the $J/\psi \bar{\Lambda}p$, $J/\psi K_S^0 \pi^+$, and $K_S^0 \pi^+$ invariant mass distributions. To evaluate this uncertainty, several additional background modeling functions were used: polynomials of the first, second, and third order for the $J/\psi K_S^0 \pi^+$ invariant mass distribution; and the function $(x - x_0)^\delta$ multiplied by polynomials of the first and second order for the $J/\psi \bar{\Lambda}p$ and $K_S^0 \pi^+$ invariant mass distributions.

Another source of systematic uncertainty is due to the modeling of the signal shape in the $M(J/\psi \bar{\Lambda}p)$ and $M(J/\psi K_S^0 \pi^+)$ invariant mass distributions. In the case of the $B^+ \rightarrow J/\psi \bar{\Lambda}p$ decay, the resolution functions in the baseline fits are obtained from simulation. The associated

uncertainty is estimated by allowing the widths to float in the fit and by adding a double-Gaussian function as a fit option. For the $B^+ \rightarrow J/\psi K^{*+}$ decay, the corresponding systematic uncertainty is estimated by using alternative signal models to fit the $J/\psi K_S^0 \pi^+$ invariant mass distribution, such as a sum of three Gaussian functions or two Crystal Ball functions [17, 18].

For each of the variations, the largest deviation in the measured signal yield is used as the systematic uncertainty. Variations of the signal and background components are performed independently. The uncertainty in the relative efficiency from the simulation related to the limited number of events in the simulated samples is considered as an additional source of systematic uncertainty.

Table 2 summarizes the individual systematic uncertainties, as well as the total systematic uncertainty, calculated as the quadratic sum of the individual components.

Table 2: Summary of the relative systematic uncertainties in the $\mathcal{B}(B^+ \rightarrow J/\psi \bar{\Lambda} p) / \mathcal{B}(B^+ \rightarrow J/\psi K^{*+})$ ratio.

Source	Relative uncertainty (%)
Discrepancy between data and simulation	2.2
Background model in the $M(J/\psi \bar{\Lambda} p)$ distribution	1.1
Background model in the $M(J/\psi K_S^0 \pi^+)$ distribution	0.1
Background model in the $M(K_S^0 \pi^+)$ distribution	1.2
Signal model in the $M(J/\psi \bar{\Lambda} p)$ distribution	0.9
Signal model in the $M(J/\psi K_S^0 \pi^+)$ distribution	0.6
Simulated sample event count	1.7
Total systematic uncertainty	3.3

7 Measurement of the ratio of branching fractions

Using the world-average values of the $\mathcal{B}(K^{*+} \rightarrow K_S^0 \pi^+)$, $\mathcal{B}(K_S^0 \rightarrow \pi^+ \pi^-)$, $\mathcal{B}(\bar{\Lambda} \rightarrow \bar{p} \pi^+)$ branching fractions [3], the relative efficiency described in Section 5, and the signal yields, the ratio $\mathcal{B}(B^+ \rightarrow J/\psi \bar{\Lambda} p) / \mathcal{B}(B^+ \rightarrow J/\psi K^{*+})$ is measured using Eq. (1) to be $(1.054 \pm 0.057 \text{ (stat)} \pm 0.035 \text{ (syst)} \pm 0.011(\mathcal{B}))\%$, where the first uncertainty is statistical, the second is systematic (as discussed in Section 6), and the third is due to the uncertainties in the world-average branching fractions of the decays involved.

From this ratio and the world-average value of $\mathcal{B}(B^+ \rightarrow J/\psi K^{*+}) = (1.43 \pm 0.08) \times 10^{-3}$ [3], the branching fraction $\mathcal{B}(B^+ \rightarrow J/\psi \bar{\Lambda} p) = (15.1 \pm 0.8 \text{ (stat)} \pm 0.5 \text{ (syst)} \pm 0.9(\mathcal{B})) \times 10^{-6}$ is obtained, where now the last uncertainty includes the uncertainty in the $B^+ \rightarrow J/\psi K^{*+}$ branching fraction. This measurement is the most precise to date.

8 Study of two-body invariant mass spectra

In this section, the invariant mass distributions of the $J/\psi \bar{\Lambda}$, $J/\psi p$, and $\bar{\Lambda} p$ two-body combinations of the $B^+ \rightarrow J/\psi \bar{\Lambda} p$ decay products are investigated. To account for the event selection efficiency, each event is assigned a weight equal to $1 / \epsilon(M(p\bar{\Lambda}), \cos \theta_{K^*})$, where $\epsilon(M(\bar{\Lambda} p), \cos \theta_{K^*})$ is obtained from simulation, as described in Section 5. Background subtraction is performed using the *sPlot* technique, with the $J/\psi \bar{\Lambda} p$ invariant mass as the discriminating variable. Figure 3 shows the efficiency-corrected and background-subtracted invariant mass distributions of the $J/\psi p$, $J/\psi \bar{\Lambda}$, and $\bar{\Lambda} p$ systems. These invariant mass distributions are compared with the

pure phase space decay hypothesis (shown by the dashed lines), obtained from the generator-level simulation. The data are poorly described by the pure phase space hypothesis in all three distributions. The degree of incompatibility between the data and this hypothesis is measured using the likelihood ratio method and is determined to be at least 6.1, 5.5, and 3.4 standard deviations for the $J/\psi p$, $J/\psi \bar{\Lambda}$, and $\bar{\Lambda} p$ invariant mass distributions, respectively. More details of the significance calculation are given in Section 8.1. We conclude that none of the three mass spectra can be adequately described by a pure three-body nonresonant phase space decay hypothesis, which is an indication of more complex dynamics in the $B^+ \rightarrow J/\psi \bar{\Lambda} p$ decay.

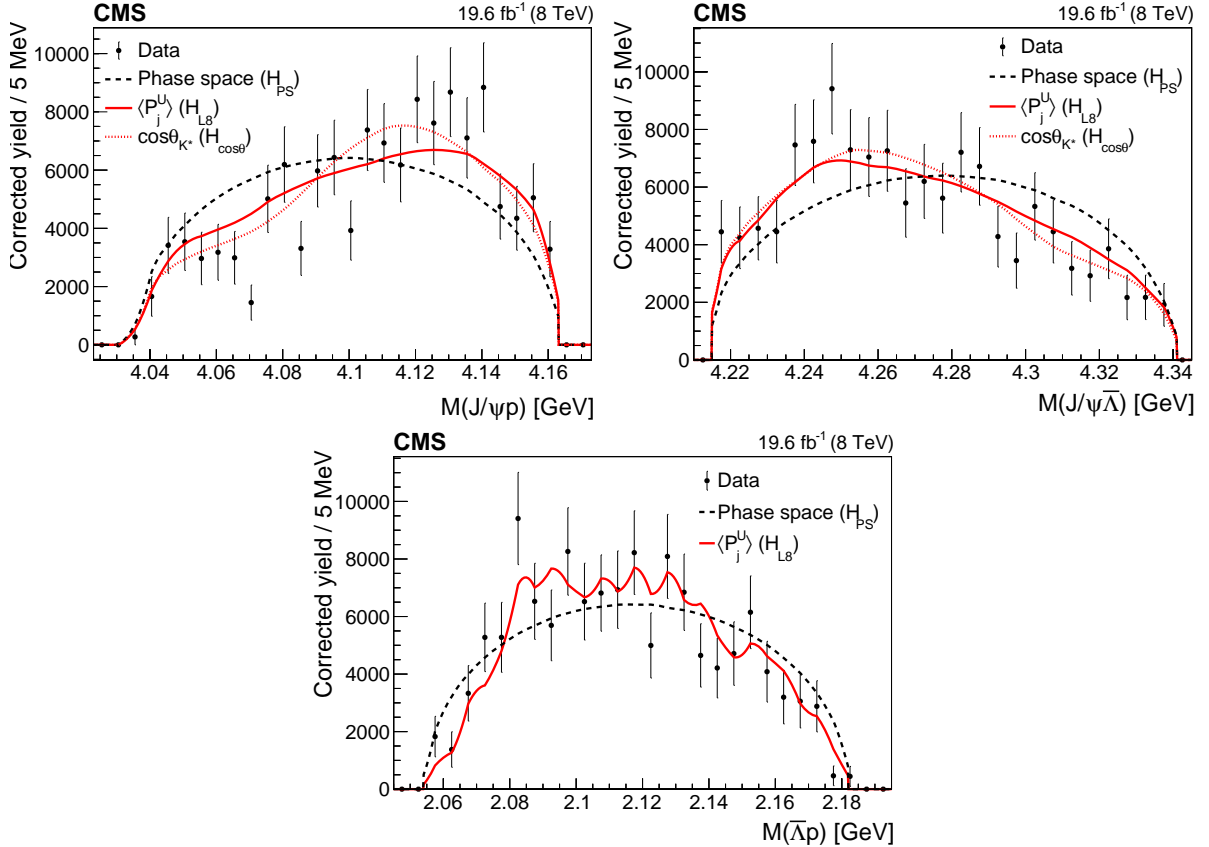


Figure 3: The invariant mass distributions of the $J/\psi p$ (upper left), $J/\psi \bar{\Lambda}$ (upper right), and $\bar{\Lambda} p$ (lower) systems from the $B^+ \rightarrow J/\psi \bar{\Lambda} p$ decay. The points show the efficiency-corrected, background-subtracted data; the vertical bars represent the statistical uncertainty. Superimposed curves are obtained from simulation: the dashed lines correspond to the pure phase space distribution (H_{PS}); the solid curves represent the phase space distribution corrected for the $\bar{\Lambda} p$ angular structure with the inclusion of the first eight moments, corresponding to resonances decaying to the $\bar{\Lambda} p$ system with maximum spin of 4 (H_{L8}); the dotted curves show the phase space distribution reweighted according to the $\cos \theta_{K^*}$ distribution, which is defined as the $H_{\cos \theta}$ hypothesis. The mentioned curves are explained in Section 8.1.

There are at least three known K^{*+} resonances, which we designate as $K_{2,3,4}^{*+}$ that can decay to $\bar{\Lambda} p$, as listed in Table 1 [3]. Even though the three $K_{2,3,4}^{*+}$ resonances listed in Table 1 are beyond the kinematic region of the $B^+ \rightarrow J/\psi \bar{\Lambda} p$ decay, these broad excited kaon states can contribute to the $J/\psi p$ and $J/\psi \bar{\Lambda}$ invariant mass distributions, altering the pure phase space distributions.

To account for possible contributions from these resonances, we use a model-independent approach developed by BaBar in a search for the $Z(4430)$ resonance in the $J/\psi \pi^+$ and $\psi(2S) \pi^+$ channels [19]. This approach was later used by LHCb in a similar search for the $Z(4430)$ par-

ticle in the $\psi(2S)\pi^+$ invariant mass spectrum [20] and to support the observation of possible pentaquark states $P_c(4380)^+$ and $P_c(4450)^+$ in the $J/\psi p$ system [21]. This method tests whether the contributions from a reflection of the resonant $\bar{\Lambda}p$ angular amplitudes in the $J/\psi\bar{\Lambda}$ and $J/\psi p$ spectra are sufficient to describe the data.

The background-subtracted and efficiency-corrected $\cos\theta_{K^*}$ distribution in data is shown in Fig. 4. It is clear that, unlike the simulation of $B^+ \rightarrow J/\psi\bar{\Lambda}p$ decay based on a pure phase space hypothesis, shown in the same figure, the distribution from data is not flat and has a structure that could affect the two-body invariant mass distributions under study.

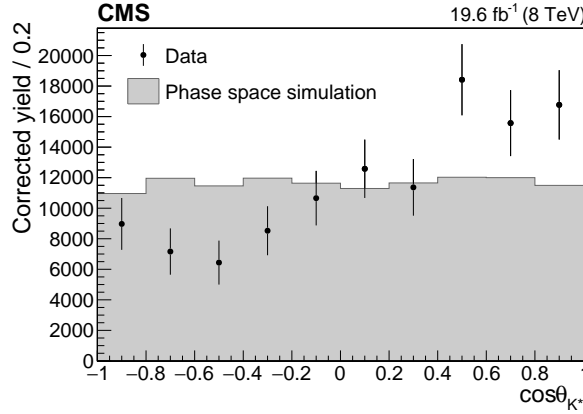


Figure 4: The background-subtracted and efficiency-corrected $\cos\theta_{K^*}$ distribution from the data (points with vertical bars) and the phase space simulation (shaded histogram). The vertical bars represent the statistical uncertainty.

In bins of $M(\bar{\Lambda}p)$, the $\cos\theta_{K^*}$ distribution can be expressed as an expansion in terms of Legendre polynomials:

$$\frac{dN}{d\cos\theta_{K^*}} = \sum_{j=0}^{l_{\max}} \langle P_j^U \rangle P_j(\cos\theta_{K^*}), \quad (2)$$

where N is the efficiency-corrected and background-subtracted yield, l_{\max} depends on the maximum angular momentum used to describe the data, P_j are the Legendre polynomials, and $\langle P_j^U \rangle$ are the unnormalized Legendre moments. The Legendre moments contain the full angular information of the $\bar{\Lambda}p$ system and can be expressed using the following formula obtained by projecting the moments in Eq. (2) onto a Legendre polynomial basis:

$$\langle P_j^U \rangle = \sum_{i=1}^{N_{\text{reco}}} \frac{w_{sPlot}^i}{\epsilon^i} P_j(\cos\theta_{K^*}), \quad (3)$$

where N_{reco} is the number of selected events in each $M(\bar{\Lambda}p)$ bin, $\epsilon^i = \epsilon^i(\cos\theta_{K^*}^i, M(\bar{\Lambda}p))$ is the efficiency correction factor, obtained as described in Section 5, and w_{sPlot}^i is the $sPlot$ background subtraction weight.

To determine the proper value for l_{\max} , we note that the $dN/d\cos\theta_{K^*}$ distribution for a K^* resonance with spin S is proportional to the square of the Wigner d function $d_{\lambda_{K^*}, (\lambda_p - \lambda_{\bar{\Lambda}})}^{S(K^*)}(\theta_{K^*})$, given by the following equation:

$$d_{\lambda_1, \lambda_2}^S(\theta_{K^*}) = \sum_{s=s_{\min}}^{s_{\max}} (-1)^s \frac{\sqrt{(S+\lambda_2)!(S-\lambda_2)!(S+\lambda_1)!(S-\lambda_1)!}}{(S+\lambda_2-s)!(S-\lambda_1-s)!(s-\lambda_2+\lambda_1)!s!} \left(\cos\frac{\theta_{K^*}}{2}\right)^{n_1} \left(\sin\frac{\theta_{K^*}}{2}\right)^{n_2}, \quad (4)$$

where $n_1 = 2S + \lambda_2 - \lambda_1 - 2s$, $n_2 = \lambda_1 - \lambda_2 + 2s$, $\lambda_1 = \lambda_{K^*}$, and $\lambda_2 = \lambda_p - \lambda_{\bar{\Lambda}}$ are the corresponding spin projections, and s is an integer such that:

$$s_{\min} = \min\{0, \lambda_2 - \lambda_1\} \geq -2S, \quad s_{\max} = \max\{0, S + \lambda_2, S - \lambda_1\} \leq 2S. \quad (5)$$

By expanding Eq. (4), one can see that the maximum power of $\cos \theta_{K^*}$ in the expression for $dN/d \cos \theta_{K^*} \sim (d_{\lambda_1, \lambda_2}^S(\theta_{K^*}))^2$ is given by $l_{\max} = n_1 + n_2 = 2S$. Similarly, if one considers the interference between two resonances with spins S_1 and S_2 , $l_{\max} = S_1 + S_2$. Consequently, in order to fully describe the contributions from the resonances listed in Table 1, including their interference, it is sufficient to consider the Legendre moments up to twice the maximum spin of the considered resonances, i.e., $l_{\max} = 8$. The dependence of the first eight Legendre moments on $M(\bar{\Lambda}p)$ from data is shown in Fig. 5. If there were no resonant contributions to the intermediate two-body systems in the $B^+ \rightarrow J/\psi \bar{\Lambda} p$ decay, the distributions shown in Fig. 5 would all be consistent with zero, which is not the case.

To investigate whether the $\bar{\Lambda}p$ angular structure caused by the $K_{2,3,4}^{*+}$ resonances with spins up to four is sufficient to describe the data, a reweighting of the simulated signal sample is performed and the result is compared with the background-subtracted and efficiency-corrected data. A significant disagreement between the data and the reweighted simulation that accounts for the invariant mass of the $\bar{\Lambda}p$ system and the angular structure corresponding to the resonances with the spin up to four in the $\bar{\Lambda}p$ system may indicate the presence of an exotic state in the $J/\psi \bar{\Lambda}$ or $J/\psi p$ systems. Since the data are corrected for the reconstruction efficiency, we use generator-level simulated samples without detector simulation for the reweighting. The simulation is forced to reproduce the $\bar{\Lambda}p$ invariant mass spectrum observed in data by applying a weight to each simulated event obtained using a linear interpolation of the data-to-simulation ratio histogram. The angular structure is introduced into the simulation by using appropriate weights, described below. To obtain the weights corresponding to the angular structure, Eq. (2) is expanded as follows:

$$\frac{dN}{d \cos \theta_{K^*}} = \frac{N}{2} + \sum_{j=1}^{l_{\max}} \langle P_j^U \rangle P_j(\cos \theta_{K^*}) = \frac{N}{2} \left(1 + \sum_{j=1}^{l_{\max}} \left\langle \frac{2 \langle P_j^U \rangle}{N} \right\rangle P_j(\cos \theta_{K^*}) \right). \quad (6)$$

The factor of $N/2$ in Eq. (6) appears because of the Legendre polynomial normalization convention, i.e., $\langle P_0^N \rangle P_0(\cos \theta_{K^*}) = 1/2$. By factoring out the $N/2$ term from the right-hand side of Eq. (6), one can obtain the weights given by the following equation:

$$w^i = 1 + \sum_{j=1}^{l_{\max}} \langle P_j^N \rangle P_j(\cos \theta_{K^*}), \quad (7)$$

where $\langle P_j^N \rangle = 2 \langle P_j^U \rangle / N_{\text{reco}}^{\text{corr}}$ are the normalized Legendre moments and $N_{\text{reco}}^{\text{corr}}$ is the corrected number of reconstructed events in each $M(\bar{\Lambda}p)$ bin.

The templates obtained after applying the weights corresponding to the observed $\bar{\Lambda}p$ invariant mass structure, as well as the weights given by Eq. (7) applied to the simulation, are then compared with the efficiency-corrected and background-subtracted data. Results are shown in Fig. 3 (solid line). As seen from the lower panel in the figure, the $M(\bar{\Lambda}p)$ distribution in data is well described by the reweighted simulation, which is expected by the construction of the weights. The $M(\bar{\Lambda}p)$ distribution is not affected by the w^i weights since the integrals of the individual $P_j(x)$ functions over the full range in $\cos \theta_{K^*}$ are equal to zero. It is also evident from the two upper panels in Fig. 3 that the description of the $M(J/\psi p)$ and $M(J/\psi \bar{\Lambda})$ data distributions is improved after accounting for both the observed angular and invariant mass structures in the $\bar{\Lambda}p$ system.

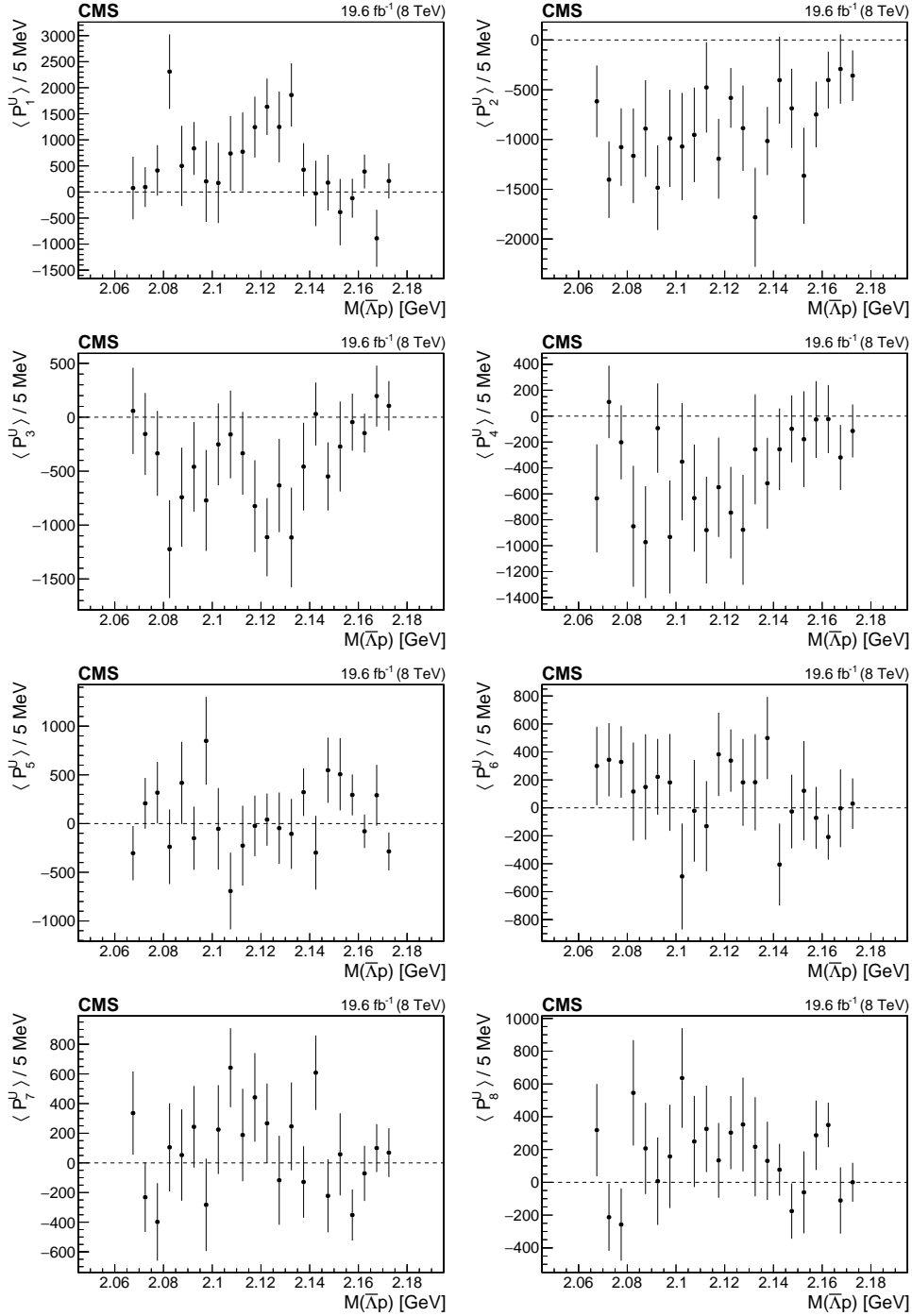


Figure 5: The dependence of the first eight Legendre moments on $M(\bar{\Lambda}p)$. The vertical bars represent the statistical uncertainty.

8.1 Significance calculation

In this section, the compatibility of the data with both hypotheses of pure phase space (H_{PS}) and phase space augmented with the eight Legendre moments and the reweighting of the $M(\bar{\Lambda}p)$ distribution to describe the structure observed in data (H_{L8}) is quantified using the likelihood ratio technique. To test the compatibility of data with the H_{L8} hypothesis, 2000 pseudo-experiments were generated, each with the number of signal events, N , equal to the one observed in data, according to the probability density function corresponding to this hy-

pothesis $F^X(H_{L8})$, where X stands for the projection on the invariant mass of the corresponding system. An additional hypothesis $H_{\cos\theta}$ has a probability density function $F^X(H_{\cos\theta})$ that accounts for all the features in the $\cos\theta_{K^*}$ and $M(\bar{\Lambda}p)$ distributions observed in data. It is obtained by reweighting the pure phase space simulation to reproduce the $\cos\theta_{K^*}$ distribution in data (shown in Fig. 4) in each $M(\bar{\Lambda}p)$ bin, as well as by reweighting the $M(\bar{\Lambda}p)$ spectrum in simulation to match the one observed in data. Therefore, the $F^X(H_{\cos\theta})$ function reflects the total angular structure of the $\bar{\Lambda}p$ system and provides the best description of the $M(J/\psi\bar{\Lambda})$ and $M(J/\psi p)$ invariant mass spectra. The logarithm of the likelihood ratio is used to define the test statistic:

$$2\Delta\text{NLL} = -2 \sum_{i=1}^N \ln \frac{F^X(H_{L8})}{F^X(H_{\cos\theta})}, \quad (8)$$

where the sum runs over the events in each pseudo-experiment or in data.

The $2\Delta\text{NLL}$ distribution from the pseudo-experiments is well described by a Gaussian function; the $2\Delta\text{NLL}_{\text{data}}$ value is calculated using collision data. The significance of the H_{L8} hypothesis incompatibility with data is calculated as the number of standard deviations between the observed $2\Delta\text{NLL}_{\text{data}}$ value and the mean value of the $2\Delta\text{NLL}$ distribution from the pseudo-experiments.

The same test is performed to quantify the incompatibility of the data with the pure phase space hypothesis H_{PS} , following the procedure described for the test of H_{L8} .

There are several sources of systematic uncertainty that could affect the significance calculation. The first source is the function used to describe the background component in the $M(J/\psi\bar{\Lambda}p)$ distribution, which enters through the *sPlot* background-subtraction procedure. This uncertainty is estimated by using two alternative models for the background component in the $M(J/\psi\bar{\Lambda}p)$ spectrum: the baseline model multiplied by a polynomial of either first or second order. Another source of systematic uncertainty is due to statistical fluctuations in the 2D efficiency calculation, discussed in Section 5. To test how the significance is affected by these fluctuations, additional parameterizations of the 2D efficiency are considered: a histogram with wider bins and a fit to the efficiency distribution with 2D polynomials, with the uncertainties obtained from the fit taken into account.

The contribution of the systematic uncertainty to the significance calculation from the kinematic requirements used in the selection of the $B^+ \rightarrow J/\psi\bar{\Lambda}p$ candidates is also estimated. The effect of the requirement applied to the reflected invariant mass of the $\bar{\Lambda}$ candidate daughters $|M(\pi^+\pi^-) - M_{K_S^0}^{\text{PDG}}| > 2\sigma_{\text{eff}}^{K_S^0}$ is evaluated by repeating the significance calculation without this requirement. The effect of the p_T selection criteria applied to the B^+ meson and the J/ψ , $\bar{\Lambda}$, and p candidates in the final state of the $B^+ \rightarrow J/\psi\bar{\Lambda}p$ decay, was also tested by tightening the baseline requirements by 50% and recalculating the significance values.

The effect of the correlation between the $M(\bar{\Lambda}p)$, $\cos\theta_{K^*}$, $J/\psi p$, and $J/\psi\bar{\Lambda}$ variables is tested by generating pseudo-experiments according to the two-dimensional probability density function $F^Y(H_{L8})$, where $Y = (M(\bar{\Lambda}p), \cos\theta_{K^*})$, and then projecting them to the $J/\psi p$ system invariant mass. The significance values decrease on average by 30%, which does not exceed the significance range introduced by the effects of the other systematics sources discussed above.

Under the variations discussed above, the significance of the incompatibility of data with the H_{PS} is found to vary from 6.1 to 8.1, 5.5 to 7.4, and 3.4 to 4.8 standard deviations for the $J/\psi p$, $J/\psi\bar{\Lambda}$, and $\bar{\Lambda}p$ invariant mass distributions, respectively. The incompatibility of data with the phase space augmented with the eight Legendre moments and the reweighting of the $M(\bar{\Lambda}p)$

distribution to describe the structure observed in data H_{L8} varies from 1.3 to 2.8 (2.7) standard deviations for the $J/\psi p$ ($J/\psi \bar{\Lambda}$) invariant mass spectrum, which allows us to conclude that the data are consistent with the H_{L8} hypothesis. We note that since the quoted statistical significances for the $J/\psi p$ and $J/\psi \bar{\Lambda}$ systems are not independent, they cannot be combined without properly taking into account the correlation. While the presence of new resonances in an intermediate two-body system produced in this decay cannot be ruled out, the deviation of the data from a pure phase space model can be adequately described by including only the known $K_{2,3,4}^{*+}$ resonances in the $\bar{\Lambda} p$ system.

9 Summary

Using a data set of proton-proton collisions collected by the CMS experiment at $\sqrt{s} = 8$ TeV and corresponding to an integrated luminosity of 19.6 fb^{-1} , the ratio of branching fractions has been measured to be $\mathcal{B}(B^+ \rightarrow J/\psi \bar{\Lambda} p) / \mathcal{B}(B^+ \rightarrow J/\psi K^*(892)^+) = (1.054 \pm 0.057 \text{ (stat)} \pm 0.035 \text{ (syst)} \pm 0.011(\mathcal{B}))\%$. Using the world-average branching fraction of the $B^+ \rightarrow J/\psi K^*(892)^+$ decay, the branching fraction of the $B^+ \rightarrow J/\psi \bar{\Lambda} p$ decay is determined to be $(15.1 \pm 0.8 \text{ (stat)} \pm 0.5 \text{ (syst)} \pm 0.9(\mathcal{B})) \times 10^{-6}$, the most precise measurement to date. A study of the two-body invariant mass distributions of the $B^+ \rightarrow J/\psi \bar{\Lambda} p$ decay products demonstrates that these spectra cannot be adequately modeled with a pure phase space decay hypothesis. The incompatibility of the data with this hypothesis is more than 6.1, 5.5, and 3.4 standard deviations for the $J/\psi p$, $J/\psi \bar{\Lambda}$, and $\bar{\Lambda} p$ invariant mass spectra, respectively. A model-independent approach that accounts for the contribution from known $K_{2,3,4}^{*+}$ resonances with spins up to 4 decaying to the $\bar{\Lambda} p$ system improves the agreement significantly, decreasing the incompatibility with data to less than three standard deviations in both the $J/\psi p$ and $J/\psi \bar{\Lambda}$ invariant mass spectra.

Acknowledgments

We congratulate our colleagues in the CERN accelerator departments for the excellent performance of the LHC and thank the technical and administrative staffs at CERN and at other CMS institutes for their contributions to the success of the CMS effort. In addition, we gratefully acknowledge the computing centers and personnel of the Worldwide LHC Computing Grid for delivering so effectively the computing infrastructure essential to our analyses. Finally, we acknowledge the enduring support for the construction and operation of the LHC and the CMS detector provided by the following funding agencies: BMBWF and FWF (Austria); FNRS and FWO (Belgium); CNPq, CAPES, FAPERJ, FAPERGS, and FAPESP (Brazil); MES (Bulgaria); CERN; CAS, MoST, and NSFC (China); COLCIENCIAS (Colombia); MSES and CSF (Croatia); RPF (Cyprus); SENESCYT (Ecuador); MoER, ERC IUT, and ERDF (Estonia); Academy of Finland, MEC, and HIP (Finland); CEA and CNRS/IN2P3 (France); BMBF, DFG, and HGF (Germany); GSRT (Greece); NKFI (Hungary); DAE and DST (India); IPM (Iran); SFI (Ireland); INFN (Italy); MSIP and NRF (Republic of Korea); MES (Latvia); LAS (Lithuania); MOE and UM (Malaysia); BUAP, CINVESTAV, CONACYT, LNS, SEP, and UASLP-FAI (Mexico); MOS (Montenegro); MBIE (New Zealand); PAEC (Pakistan); MSHE and NSC (Poland); FCT (Portugal); JINR (Dubna); MON, RosAtom, RAS, RFBR, and NRC KI (Russia); MESTD (Serbia); SEIDI, CPAN, PCTI, and FEDER (Spain); MOSTR (Sri Lanka); Swiss Funding Agencies (Switzerland); MST (Taipei); ThEP Center, IPST, STAR, and NSTDA (Thailand); TUBITAK and TAEK (Turkey); NASU and SFFR (Ukraine); STFC (United Kingdom); DOE and NSF (USA).

Individuals have received support from the Marie-Curie program and the European Research

Council and Horizon 2020 Grant, contract Nos. 675440 and 765710 (European Union); the Leventis Foundation; the A.P. Sloan Foundation; the Alexander von Humboldt Foundation; the Belgian Federal Science Policy Office; the Fonds pour la Formation à la Recherche dans l'Industrie et dans l'Agriculture (FRIA-Belgium); the Agentschap voor Innovatie door Wetenschap en Technologie (IWT-Belgium); the F.R.S.-FNRS and FWO (Belgium) under the "Excellence of Science – EOS" – be.h project n. 30820817; the Beijing Municipal Science & Technology Commission, No. Z181100004218003; the Ministry of Education, Youth and Sports (MEYS) of the Czech Republic; the Lendület ("Momentum") Programme and the János Bolyai Research Scholarship of the Hungarian Academy of Sciences, the New National Excellence Program ÚNKP, the NKFI research grants 123842, 123959, 124845, 124850, 125105, 128713, 128786, and 129058 (Hungary); the Council of Science and Industrial Research, India; the HOMING PLUS program of the Foundation for Polish Science, cofinanced from European Union, Regional Development Fund, the Mobility Plus program of the Ministry of Science and Higher Education, the National Science Center (Poland), contracts Harmonia 2014/14/M/ST2/00428, Opus 2014/13/B/ST2/02543, 2014/15/B/ST2/03998, and 2015/19/B/ST2/02861, Sonata-bis 2012/07/E/ST2/01406; the Ministry of Education and Science of the Russian Federation contract No. 14.W03.31.0026; the National Priorities Research Program by Qatar National Research Fund; the Programa Estatal de Fomento de la Investigación Científica y Técnica de Excelencia María de Maeztu, grant MDM-2015-0509 and the Programa Severo Ochoa del Principado de Asturias; the Thalís and Aristeia programs cofinanced by EU-ESF and the Greek NSRF; the Rachadapisek Sompot Fund for Postdoctoral Fellowship, Chulalongkorn University and the Chulalongkorn Academic into Its 2nd Century Project Advancement Project (Thailand); the Welch Foundation, contract C-1845; and the Weston Havens Foundation (USA).

References

- [1] BaBar Collaboration, "Evidence for $B^+ \rightarrow J/\psi \bar{\Lambda} p$ and search for $B^0 \rightarrow J/\psi p \bar{p}$ ", *Phys. Rev. Lett.* **90** (2003) 231801, doi:10.1103/PhysRevLett.90.231801, arXiv:hep-ex/0303036.
- [2] Belle Collaboration, "Observation of $B^- \rightarrow J/\psi \Lambda \bar{p}$ and searches for $B^- \rightarrow J/\psi \Sigma^0 \bar{p}$ and $B^0 \rightarrow J/\psi p \bar{p}$ decays", *Phys. Rev. D* **72** (2005) 051105, doi:10.1103/PhysRevD.72.051105, arXiv:hep-ex/0508011.
- [3] Particle Data Group, "Review of particle physics", *Phys. Rev. D* **98** (2018) 030001, doi:10.1103/PhysRevD.98.030001.
- [4] LHCb Collaboration, "Observation of $J/\psi p$ resonances consistent with pentaquark states in $\Lambda_b^0 \rightarrow J/\psi K^- p$ decays", *Phys. Rev. Lett.* **115** (2015) 072001, doi:10.1103/PhysRevLett.115.072001, arXiv:1507.03414.
- [5] LHCb Collaboration, "Observation of a narrow pentaquark state, $P_c(4312)^+$, and of two-peak structure of the $P_c(4450)^+$ ", *Phys. Rev. Lett.* **122** (2019) 222001, doi:10.1103/PhysRevLett.122.222001, arXiv:1904.03947.
- [6] X.-Z. Weng, X.-L. Chen, W.-Z. Deng, and S.-L. Zhu, "Hidden-charm pentaquarks and P_c states", *Phys. Rev. D* **100** (2019) 016014, doi:10.1103/PhysRevD.100.016014.
- [7] C. W. Xiao, J. Nieves, and E. Oset, "Prediction of hidden charm strange molecular baryon states with heavy quark spin symmetry", *Phys. Lett. B* **799** (2019) 135051, doi:10.1016/j.physletb.2019.135051, arXiv:1906.09010.

- [8] CMS Collaboration, “Description and performance of track and primary-vertex reconstruction with the CMS tracker”, *JINST* **9** (2014) P10009, doi:10.1088/1748-0221/9/10/P10009, arXiv:1405.6569.
- [9] CMS Collaboration, “Performance of CMS muon reconstruction in pp collision events at $\sqrt{s} = 7$ TeV”, *JINST* **7** (2012) P10002, doi:10.1088/1748-0221/7/10/P10002, arXiv:1206.4071.
- [10] CMS Collaboration, “The CMS trigger system”, *JINST* **12** (2017) P01020, doi:10.1088/1748-0221/12/01/P01020, arXiv:1609.02366.
- [11] CMS Collaboration, “The CMS experiment at the CERN LHC”, *JINST* **3** (2008) S08004, doi:10.1088/1748-0221/3/08/S08004.
- [12] CMS Collaboration, “CMS tracking performance results from early LHC operation”, *Eur. Phys. J. C* **70** (2010) 1165, doi:10.1140/epjc/s10052-010-1491-3, arXiv:1007.1988.
- [13] T. Sjöstrand, S. Mrenna, and P. Skands, “PYTHIA 6.4 physics and manual”, *JHEP* **05** (2006) 026, doi:10.1088/1126-6708/2006/05/026, arXiv:hep-ph/0603175.
- [14] D. J. Lange, “The EVTGEN particle decay simulation package”, *Nucl. Instrum. Meth. A* **462** (2001) 152, doi:10.1016/S0168-9002(01)00089-4.
- [15] GEANT4 Collaboration, “GEANT4—a simulation toolkit”, *Nucl. Instrum. Meth. A* **506** (2003) 250, doi:10.1016/S0168-9002(03)01368-8.
- [16] M. Pivk and F. R. Le Diberder, “sPlot: A statistical tool to unfold data distributions”, *Nucl. Instrum. Meth. A* **555** (2005) 356, doi:10.1016/j.nima.2005.08.106, arXiv:physics/0402083.
- [17] M. J. Oreglia, “A study of the reactions $\psi' \rightarrow \gamma\gamma\psi$ ”. PhD thesis, Stanford University, 1980. SLAC Report SLAC-R-236.
- [18] J. E. Gaiser, “Charmonium spectroscopy from radiative decays of the J/ψ and ψ' ”. PhD thesis, Stanford University, 1982. SLAC Report SLAC-R-255.
- [19] BaBar Collaboration, “Search for the $Z(4430)^-$ at BaBar”, *Phys. Rev. D* **79** (2009) 112001, doi:10.1103/PhysRevD.79.112001, arXiv:0811.0564.
- [20] LHCb Collaboration, “Model-independent confirmation of the $Z(4430)^-$ state”, *Phys. Rev. D* **92** (2015) 112009, doi:10.1103/PhysRevD.92.112009, arXiv:1510.01951.
- [21] LHCb Collaboration, “Model-independent evidence for $J/\psi p$ contributions to $\Lambda_b^0 \rightarrow J/\psi p K^-$ decays”, *Phys. Rev. Lett.* **117** (2016) 082002, doi:10.1103/PhysRevLett.117.082002, arXiv:1604.05708.

A The CMS Collaboration

Yerevan Physics Institute, Yerevan, Armenia

A.M. Sirunyan[†], A. Tumasyan

Institut für Hochenergiephysik, Wien, Austria

W. Adam, F. Ambrogio, T. Bergauer, J. Brandstetter, M. Dragicevic, J. Erö, A. Escalante Del Valle, M. Flechl, R. Frühwirth¹, M. Jeitler¹, N. Krammer, I. Krätschmer, D. Liko, T. Madlener, I. Mikulec, N. Rad, J. Schieck¹, R. Schöfbeck, M. Spanring, D. Spitzbart, W. Waltenberger, C.-E. Wulz¹, M. Zarucki

Institute for Nuclear Problems, Minsk, Belarus

V. Drugakov, V. Mossolov, J. Suarez Gonzalez

Universiteit Antwerpen, Antwerpen, Belgium

M.R. Darwish, E.A. De Wolf, D. Di Croce, X. Janssen, J. Lauwers, A. Lelek, M. Pieters, H. Rejeb Sfar, H. Van Haevermaet, P. Van Mechelen, S. Van Putte, N. Van Remortel

Vrije Universiteit Brussel, Brussel, Belgium

F. Blekman, E.S. Bols, S.S. Chhibra, J. D'Hondt, J. De Clercq, D. Lontkovskyi, S. Lowette, I. Marchesini, S. Moortgat, L. Moreels, Q. Python, K. Skovpen, S. Tavernier, W. Van Doninck, P. Van Mulders, I. Van Parijs

Université Libre de Bruxelles, Bruxelles, Belgium

D. Beghin, B. Bilin, H. Brun, B. Clerboux, G. De Lentdecker, H. Delannoy, B. Dorney, L. Favart, A. Grebenyuk, A.K. Kalsi, J. Luetic, A. Popov, N. Postiau, E. Starling, L. Thomas, C. Vander Velde, P. Vanlaer, D. Vannerom

Ghent University, Ghent, Belgium

T. Cornelis, D. Dobur, I. Khvastunov², M. Niedziela, C. Roskas, D. Trocino, M. Tytgat, W. Verbeke, B. Vermassen, M. Vit, N. Zaganidis

Université Catholique de Louvain, Louvain-la-Neuve, Belgium

O. Bondu, G. Bruno, C. Caputo, P. David, C. Delaere, M. Delcourt, A. Giammanco, V. Lemaitre, A. Magitteri, J. Prisciandaro, A. Saggio, M. Vidal Marono, P. Vischia, J. Zobec

Centro Brasileiro de Pesquisas Fisicas, Rio de Janeiro, Brazil

F.L. Alves, G.A. Alves, G. Correia Silva, C. Hensel, A. Moraes, P. Rebello Teles

Universidade do Estado do Rio de Janeiro, Rio de Janeiro, Brazil

E. Belchior Batista Das Chagas, W. Carvalho, J. Chinellato³, E. Coelho, E.M. Da Costa, G.G. Da Silveira⁴, D. De Jesus Damiao, C. De Oliveira Martins, S. Fonseca De Souza, L.M. Huertas Guativa, H. Malbouisson, J. Martins⁵, D. Matos Figueiredo, M. Medina Jaime⁶, M. Melo De Almeida, C. Mora Herrera, L. Mundim, H. Nogima, W.L. Prado Da Silva, L.J. Sanchez Rosas, A. Santoro, A. Sznajder, M. Thiel, E.J. Tonelli Manganote³, F. Torres Da Silva De Araujo, A. Vilela Pereira

Universidade Estadual Paulista ^a, Universidade Federal do ABC ^b, São Paulo, Brazil

S. Ahuja^a, C.A. Bernardes^a, L. Calligaris^a, T.R. Fernandez Perez Tomei^a, E.M. Gregores^b, D.S. Lemos, P.G. Mercadante^b, S.F. Novaes^a, SandraS. Padula^a

Institute for Nuclear Research and Nuclear Energy, Bulgarian Academy of Sciences, Sofia, Bulgaria

A. Aleksandrov, G. Antchev, R. Hadjiiska, P. Iaydjiev, A. Marinov, M. Misheva, M. Rodozov, M. Shopova, G. Sultanov

University of Sofia, Sofia, Bulgaria

M. Bonchev, A. Dimitrov, T. Ivanov, L. Litov, B. Pavlov, P. Petkov

Beihang University, Beijing, China

W. Fang⁷, X. Gao⁷, L. Yuan

Institute of High Energy Physics, Beijing, China

M. Ahmad, G.M. Chen, H.S. Chen, M. Chen, C.H. Jiang, D. Leggat, H. Liao, Z. Liu, S.M. Shaheen⁸, A. Spiezia, J. Tao, E. Yazgan, H. Zhang, S. Zhang⁸, J. Zhao

State Key Laboratory of Nuclear Physics and Technology, Peking University, Beijing, China

A. Agapitos, Y. Ban, G. Chen, A. Levin, J. Li, L. Li, Q. Li, Y. Mao, S.J. Qian, D. Wang, Q. Wang

Tsinghua University, Beijing, China

Z. Hu, Y. Wang

Universidad de Los Andes, Bogota, Colombia

C. Avila, A. Cabrera, L.F. Chaparro Sierra, C. Florez, C.F. González Hernández, M.A. Segura Delgado

Universidad de Antioquia, Medellin, Colombia

J. Mejia Guisao, J.D. Ruiz Alvarez, C.A. Salazar González, N. Vanegas Arbelaez

University of Split, Faculty of Electrical Engineering, Mechanical Engineering and Naval Architecture, Split, Croatia

D. Giljanović, N. Godinovic, D. Lelas, I. Puljak, T. Sculac

University of Split, Faculty of Science, Split, Croatia

Z. Antunovic, M. Kovac

Institute Rudjer Boskovic, Zagreb, Croatia

V. Brigljevic, S. Ceci, D. Ferencek, K. Kadija, B. Mesic, M. Roguljic, A. Starodumov⁹, T. Susa

University of Cyprus, Nicosia, Cyprus

M.W. Ather, A. Attikis, E. Erodotou, A. Ioannou, M. Kolosova, S. Konstantinou, G. Mavromanolakis, J. Mousa, C. Nicolaou, F. Ptochos, P.A. Razis, H. Rykaczewski, D. Tsiakkouri

Charles University, Prague, Czech Republic

M. Finger¹⁰, M. Finger Jr.¹⁰, A. Kveton, J. Tomsa

Escuela Politecnica Nacional, Quito, Ecuador

E. Ayala

Universidad San Francisco de Quito, Quito, Ecuador

E. Carrera Jarrin

Academy of Scientific Research and Technology of the Arab Republic of Egypt, Egyptian Network of High Energy Physics, Cairo, Egypt

Y. Assran^{11,12}, S. Elgammal¹²

National Institute of Chemical Physics and Biophysics, Tallinn, Estonia

S. Bhowmik, A. Carvalho Antunes De Oliveira, R.K. Dewanjee, K. Ehataht, M. Kadastik, M. Raidal, C. Veelken

Department of Physics, University of Helsinki, Helsinki, Finland

P. Eerola, L. Forthomme, H. Kirschenmann, K. Osterberg, M. Voutilainen

Helsinki Institute of Physics, Helsinki, Finland

F. Garcia, J. Havukainen, J.K. Heikkilä, T. Järvinen, V. Karimäki, R. Kinnunen, T. Lampén, K. Lassila-Perini, S. Laurila, S. Lehti, T. Lindén, P. Luukka, T. Mäenpää, H. Siikonen, E. Tuominen, J. Tuominiemi

Lappeenranta University of Technology, Lappeenranta, Finland

T. Tuuva

IRFU, CEA, Université Paris-Saclay, Gif-sur-Yvette, France

M. Besancon, F. Couderc, M. Dejardin, D. Denegri, B. Fabbro, J.L. Faure, F. Ferri, S. Ganjour, A. Givernaud, P. Gras, G. Hamel de Monchenault, P. Jarry, C. Leloup, E. Locci, J. Malcles, J. Rander, A. Rosowsky, M.Ö. Sahin, A. Savoy-Navarro¹³, M. Titov

Laboratoire Leprince-Ringuet, CNRS/IN2P3, Ecole Polytechnique, Institut Polytechnique de Paris

C. Amendola, F. Beaudette, P. Busson, C. Charlot, B. Diab, G. Falmagne, R. Granier de Casagnac, I. Kucher, A. Lobanov, C. Martin Perez, M. Nguyen, C. Ochando, P. Paganini, J. Rembser, R. Salerno, J.B. Sauvan, Y. Sirois, A. Zabi, A. Zghiche

Université de Strasbourg, CNRS, IPHC UMR 7178, Strasbourg, France

J.-L. Agram¹⁴, J. Andrea, D. Bloch, G. Bourgatte, J.-M. Brom, E.C. Chabert, C. Collard, E. Conte¹⁴, J.-C. Fontaine¹⁴, D. Gelé, U. Goerlach, M. Jansová, A.-C. Le Bihan, N. Tonon, P. Van Hove

Centre de Calcul de l'Institut National de Physique Nucleaire et de Physique des Particules, CNRS/IN2P3, Villeurbanne, France

S. Gadrat

Université de Lyon, Université Claude Bernard Lyon 1, CNRS-IN2P3, Institut de Physique Nucléaire de Lyon, Villeurbanne, France

S. Beauceron, C. Bernet, G. Boudoul, C. Camen, N. Chanon, R. Chierici, D. Contardo, P. Depasse, H. El Mamouni, J. Fay, S. Gascon, M. Gouzevitch, B. Ille, Sa. Jain, F. Lagarde, I.B. Laktineh, H. Lattaud, M. Lethuillier, L. Mirabito, S. Perries, V. Sordini, G. Touquet, M. Vander Donckt, S. Viret

Georgian Technical University, Tbilisi, Georgia

G. Adamov

Tbilisi State University, Tbilisi, Georgia

Z. Tsamalaidze¹⁰

RWTH Aachen University, I. Physikalisches Institut, Aachen, Germany

C. Autermann, L. Feld, M.K. Kiesel, K. Klein, M. Lipinski, D. Meuser, A. Pauls, M. Preuten, M.P. Rauch, C. Schomakers, J. Schulz, M. Teroerde, B. Wittmer

RWTH Aachen University, III. Physikalisches Institut A, Aachen, Germany

A. Albert, M. Erdmann, S. Erdweg, T. Esch, B. Fischer, R. Fischer, S. Ghosh, T. Hebbeker, K. Hoepfner, H. Keller, L. Mastrolorenzo, M. Merschmeyer, A. Meyer, P. Millet, G. Mocellin, S. Mondal, S. Mukherjee, D. Noll, A. Novak, T. Pook, A. Pozdnyakov, T. Quast, M. Radziej, Y. Rath, H. Reithler, M. Rieger, J. Roemer, A. Schmidt, S.C. Schuler, A. Sharma, S. Thüer, S. Wiedenbeck

RWTH Aachen University, III. Physikalisches Institut B, Aachen, Germany

G. Flügge, W. Haj Ahmad¹⁵, O. Hlushchenko, T. Kress, T. Müller, A. Nehr Korn, A. Nowack, C. Pistone, O. Pooth, D. Roy, H. Sert, A. Stahl¹⁶

Deutsches Elektronen-Synchrotron, Hamburg, Germany

M. Aldaya Martin, P. Asmuss, I. Babounikau, H. Bakhshiansohi, K. Beernaert, O. Behnke, U. Behrens, A. Bermúdez Martínez, D. Bertsche, A.A. Bin Anuar, K. Borras¹⁷, V. Botta, A. Campbell, A. Cardini, P. Connor, S. Consuegra Rodríguez, C. Contreras-Campana, V. Danilov, A. De Wit, M.M. Defranchis, C. Diez Pardos, D. Domínguez Damiani, G. Eckerlin, D. Eckstein, T. Eichhorn, A. Elwood, E. Eren, E. Gallo¹⁸, A. Geiser, J.M. Grados Luyando, A. Grohsjean, M. Guthoff, M. Haranko, A. Harb, A. Jafari, N.Z. Jomhari, H. Jung, A. Kasem¹⁷, M. Kasemann, H. Kaveh, J. Keaveney, C. Kleinwort, J. Knolle, D. Krücker, W. Lange, T. Lenz, J. Leonard, J. Lidrych, K. Lipka, W. Lohmann¹⁹, R. Mankel, I.-A. Melzer-Pellmann, A.B. Meyer, M. Meyer, M. Missiroli, G. Mittag, J. Mnich, A. Mussgiller, V. Myronenko, D. Pérez Adán, S.K. Pflitsch, D. Pitzl, A. Raspereza, A. Saibel, M. Savitskyi, V. Scheurer, P. Schütze, C. Schwanenberger, R. Shevchenko, A. Singh, H. Tholen, O. Turkot, A. Vagnerini, M. Van De Klundert, G.P. Van Onsem, R. Walsh, Y. Wen, K. Wichmann, C. Wissing, O. Zenaiev, R. Zlebcik

University of Hamburg, Hamburg, Germany

R. Aggleton, S. Bein, L. Benato, A. Benecke, V. Blobel, T. Dreyer, A. Ebrahimi, A. Fröhlich, C. Garbers, E. Garutti, D. Gonzalez, P. Gunnellini, J. Haller, A. Hinzmann, A. Karavdina, G. Kasieczka, R. Klanner, R. Kogler, N. Kovalchuk, S. Kurz, V. Kutzner, J. Lange, T. Lange, A. Malara, D. Marconi, J. Multhaupt, C.E.N. Niemeyer, D. Nowatschin, A. Perieanu, A. Reimers, O. Rieger, C. Scharf, P. Schleper, S. Schumann, J. Schwandt, J. Sonneveld, H. Stadie, G. Steinbrück, F.M. Stober, M. Stöver, B. Vormwald, I. Zoi

Karlsruher Institut fuer Technologie, Karlsruhe, Germany

M. Akbiyik, C. Barth, M. Baselga, S. Baur, T. Berger, E. Butz, R. Caspart, T. Chwalek, W. De Boer, A. Dierlamm, K. El Morabit, N. Faltermann, M. Giffels, P. Goldenzweig, A. Gottmann, M.A. Harrendorf, F. Hartmann¹⁶, U. Husemann, S. Kudella, S. Mitra, M.U. Mozer, Th. Müller, M. Musich, A. Nürnberg, G. Quast, K. Rabbertz, M. Schröder, I. Shvetsov, H.J. Simonis, R. Ulrich, M. Weber, C. Wöhrmann, R. Wolf

Institute of Nuclear and Particle Physics (INPP), NCSR Demokritos, Aghia Paraskevi, Greece

G. Anagnostou, P. Asenov, G. Daskalakis, T. Geralis, A. Kyriakis, D. Loukas, G. Paspalaki

National and Kapodistrian University of Athens, Athens, Greece

M. Diamantopoulou, G. Karathanasis, P. Kontaxakis, A. Panagiotou, I. Papavergou, N. Saoulidou, A. Stakia, K. Theofilatos, K. Vellidis

National Technical University of Athens, Athens, Greece

G. Bakas, K. Kousouris, I. Papakrivopoulos, G. Tsipolitis

University of Ioánnina, Ioánnina, Greece

I. Evangelou, C. Foudas, P. Giannelis, P. Katsoulis, P. Kokkas, S. Mallios, K. Manitará, N. Manthos, I. Papadopoulos, J. Strogas, F.A. Triantis, D. Tsitsonis

MTA-ELTE Lendület CMS Particle and Nuclear Physics Group, Eötvös Loránd University, Budapest, Hungary

M. Bartók²⁰, M. Csanad, P. Major, K. Mandal, A. Mehta, M.I. Nagy, G. Pasztor, O. Surányi, G.I. Veres

Wigner Research Centre for Physics, Budapest, Hungary

G. Bencze, C. Hajdu, D. Horvath²¹, F. Sikler, T. Vámi, V. Veszpremi, G. Vesztergombi[†]

Institute of Nuclear Research ATOMKI, Debrecen, Hungary

N. Beni, S. Czellar, J. Karancsi²⁰, A. Makovec, J. Molnar, Z. Szillasi

Institute of Physics, University of Debrecen, Debrecen, Hungary

P. Raics, D. Teyssier, Z.L. Trocsanyi, B. Ujvari

Eszterhazy Karoly University, Karoly Robert Campus, Gyongyos, Hungary

T. Csorgo, W.J. Metzger, F. Nemes, T. Novak

Indian Institute of Science (IISc), Bangalore, India

S. Choudhury, J.R. Komaragiri, P.C. Tiwari

National Institute of Science Education and Research, HBNI, Bhubaneswar, India

S. Bahinipati²³, C. Kar, G. Kole, P. Mal, V.K. Muraleedharan Nair Bindhu, A. Nayak²⁴, D.K. Sahoo²³, S.K. Swain

Panjab University, Chandigarh, India

S. Bansal, S.B. Beri, V. Bhatnagar, S. Chauhan, R. Chawla, N. Dhingra, R. Gupta, A. Kaur, M. Kaur, S. Kaur, P. Kumari, M. Lohan, M. Meena, K. Sandeep, S. Sharma, J.B. Singh, A.K. Viridi, G. Walia

University of Delhi, Delhi, India

A. Bhardwaj, B.C. Choudhary, R.B. Garg, M. Gola, S. Keshri, Ashok Kumar, S. Malhotra, M. Naimuddin, P. Priyanka, K. Ranjan, Aashaq Shah, R. Sharma

Saha Institute of Nuclear Physics, HBNI, Kolkata, India

R. Bhardwaj²⁵, M. Bharti²⁵, R. Bhattacharya, S. Bhattacharya, U. Bhawandeep²⁵, D. Bhowmik, S. Dey, S. Dutta, S. Ghosh, M. Maity²⁶, K. Mondal, S. Nandan, A. Purohit, P.K. Rout, G. Saha, S. Sarkar, T. Sarkar²⁶, M. Sharan, B. Singh²⁵, S. Thakur²⁵

Indian Institute of Technology Madras, Madras, India

P.K. Behera, P. Kalbhor, A. Muhammad, P.R. Pujahari, A. Sharma, A.K. Sikdar

Bhabha Atomic Research Centre, Mumbai, India

R. Chudasama, D. Dutta, V. Jha, V. Kumar, D.K. Mishra, P.K. Netrakanti, L.M. Pant, P. Shukla

Tata Institute of Fundamental Research-A, Mumbai, India

T. Aziz, M.A. Bhat, S. Dugad, G.B. Mohanty, N. Sur, RavindraKumar Verma

Tata Institute of Fundamental Research-B, Mumbai, India

S. Banerjee, S. Bhattacharya, S. Chatterjee, P. Das, M. Guchait, S. Karmakar, S. Kumar, G. Majumder, K. Mazumdar, N. Sahoo, S. Sawant

Indian Institute of Science Education and Research (IISER), Pune, India

S. Chauhan, S. Dube, V. Hegde, A. Kapoor, K. Kothekar, S. Pandey, A. Rane, A. Rastogi, S. Sharma

Institute for Research in Fundamental Sciences (IPM), Tehran, Iran

S. Chenarani²⁷, E. Eskandari Tadavani, S.M. Etesami²⁷, M. Khakzad, M. Mohammadi Najafabadi, M. Naseri, F. Rezaei Hosseinabadi

University College Dublin, Dublin, Ireland

M. Felcini, M. Grunewald

INFN Sezione di Bari ^a, Università di Bari ^b, Politecnico di Bari ^c, Bari, Italy

M. Abbrescia^{a,b}, R. Aly^{a,b,28}, C. Calabria^{a,b}, A. Colaleo^a, D. Creanza^{a,c}, L. Cristella^{a,b}, N. De Filippis^{a,c}, M. De Palma^{a,b}, A. Di Florio^{a,b}, L. Fiore^a, A. Gelmi^{a,b}, G. Iaselli^{a,c},

M. Ince^{a,b}, S. Lezki^{a,b}, G. Maggi^{a,c}, M. Maggi^a, G. Miniello^{a,b}, S. My^{a,b}, S. Nuzzo^{a,b}, A. Pompili^{a,b}, G. Pugliese^{a,c}, R. Radogna^a, A. Ranieri^a, G. Selvaggi^{a,b}, L. Silvestris^a, R. Venditti^a, P. Verwilligen^a

INFN Sezione di Bologna ^a, Università di Bologna ^b, Bologna, Italy

G. Abbiendi^a, C. Battilana^{a,b}, D. Bonacorsi^{a,b}, L. Borgonovi^{a,b}, S. Braibant-Giacomelli^{a,b}, R. Campanini^{a,b}, P. Capiluppi^{a,b}, A. Castro^{a,b}, F.R. Cavallo^a, C. Ciocca^a, G. Codispoti^{a,b}, M. Cuffiani^{a,b}, G.M. Dallavalle^a, F. Fabbri^a, A. Fanfani^{a,b}, E. Fontanesi, P. Giacomelli^a, C. Grandi^a, L. Guiducci^{a,b}, F. Iemmi^{a,b}, S. Lo Meo^{a,29}, S. Marcellini^a, G. Masetti^a, F.L. Navarria^{a,b}, A. Perrotta^a, F. Primavera^{a,b}, A.M. Rossi^{a,b}, T. Rovelli^{a,b}, G.P. Siroli^{a,b}, N. Tosi^a

INFN Sezione di Catania ^a, Università di Catania ^b, Catania, Italy

S. Albergo^{a,b,30}, S. Costa^{a,b}, A. Di Mattia^a, R. Potenza^{a,b}, A. Tricomi^{a,b,30}, C. Tuve^{a,b}

INFN Sezione di Firenze ^a, Università di Firenze ^b, Firenze, Italy

G. Barbagli^a, R. Ceccarelli, K. Chatterjee^{a,b}, V. Ciulli^{a,b}, C. Civinini^a, R. D'Alessandro^{a,b}, E. Focardi^{a,b}, G. Latino, P. Lenzi^{a,b}, M. Meschini^a, S. Paoletti^a, G. Sguazzoni^a, D. Strom^a, L. Viliani^a

INFN Laboratori Nazionali di Frascati, Frascati, Italy

L. Benussi, S. Bianco, D. Piccolo

INFN Sezione di Genova ^a, Università di Genova ^b, Genova, Italy

M. Bozzo^{a,b}, F. Ferro^a, R. Mulargia^{a,b}, E. Robutti^a, S. Tosi^{a,b}

INFN Sezione di Milano-Bicocca ^a, Università di Milano-Bicocca ^b, Milano, Italy

A. Benaglia^a, A. Beschi^{a,b}, F. Brivio^{a,b}, V. Ciriolo^{a,b,16}, S. Di Guida^{a,b,16}, M.E. Dinardo^{a,b}, P. Dini^a, S. Fiorendi^{a,b}, S. Gennai^a, A. Ghezzi^{a,b}, P. Govoni^{a,b}, L. Guzzi^{a,b}, M. Malberti^a, S. Malvezzi^a, D. Menasce^a, F. Monti^{a,b}, L. Moroni^a, G. Ortona^{a,b}, M. Paganoni^{a,b}, D. Pedrini^a, S. Ragazzi^{a,b}, T. Tabarelli de Fatis^{a,b}, D. Zuolo^{a,b}

INFN Sezione di Napoli ^a, Università di Napoli 'Federico II' ^b, Napoli, Italy, Università della Basilicata ^c, Potenza, Italy, Università G. Marconi ^d, Roma, Italy

S. Buontempo^a, N. Cavallo^{a,c}, A. De Iorio^{a,b}, A. Di Crescenzo^{a,b}, F. Fabozzi^{a,c}, F. Fienga^a, G. Galati^a, A.O.M. Iorio^{a,b}, L. Lista^{a,b}, S. Meola^{a,d,16}, P. Paolucci^{a,16}, B. Rossi^a, C. Sciacca^{a,b}, E. Voevodina^{a,b}

INFN Sezione di Padova ^a, Università di Padova ^b, Padova, Italy, Università di Trento ^c, Trento, Italy

P. Azzi^a, N. Bacchetta^a, D. Bisello^{a,b}, A. Boletti^{a,b}, A. Bragagnolo, R. Carlin^{a,b}, P. Checchia^a, P. De Castro Manzano^a, T. Dorigo^a, U. Dosselli^a, F. Gasparini^{a,b}, U. Gasparini^{a,b}, A. Gozzelino^a, S.Y. Hoh, P. Lujan, M. Margoni^{a,b}, A.T. Meneguzzo^{a,b}, J. Pazzini^{a,b}, M. Presilla^b, P. Ronchese^{a,b}, R. Rossin^{a,b}, F. Simonetto^{a,b}, A. Tiko, M. Tosi^{a,b}, M. Zanetti^{a,b}, P. Zotto^{a,b}, G. Zumerle^{a,b}

INFN Sezione di Pavia ^a, Università di Pavia ^b, Pavia, Italy

A. Braghieri^a, P. Montagna^{a,b}, S.P. Ratti^{a,b}, V. Re^a, M. Ressegotti^{a,b}, C. Riccardi^{a,b}, P. Salvini^a, I. Vai^{a,b}, P. Vitulo^{a,b}

INFN Sezione di Perugia ^a, Università di Perugia ^b, Perugia, Italy

M. Biasini^{a,b}, G.M. Bilei^a, C. Cecchi^{a,b}, D. Ciangottini^{a,b}, L. Fanò^{a,b}, P. Lariccia^{a,b}, R. Leonardi^{a,b}, E. Manoni^a, G. Mantovani^{a,b}, V. Mariani^{a,b}, M. Menichelli^a, A. Rossi^{a,b}, A. Santocchia^{a,b}, D. Spiga^a

INFN Sezione di Pisa ^a, Università di Pisa ^b, Scuola Normale Superiore di Pisa ^c, Pisa, Italy

K. Androsov^a, P. Azzurri^a, G. Bagliesi^a, V. Bertacchi^{a,c}, L. Bianchini^a, T. Boccali^a,

R. Castaldi^a, M.A. Ciocci^{a,b}, R. Dell'Orso^a, G. Fedi^a, L. Giannini^{a,c}, A. Giassi^a, M.T. Grippo^a, F. Ligabue^{a,c}, E. Manca^{a,c}, G. Mandorli^{a,c}, A. Messineo^{a,b}, F. Palla^a, A. Rizzi^{a,b}, G. Rolandi³¹, S. Roy Chowdhury, A. Scribano^a, P. Spagnolo^a, R. Tenchini^a, G. Tonelli^{a,b}, N. Turini, A. Venturi^a, P.G. Verdini^a

INFN Sezione di Roma ^a, Sapienza Università di Roma ^b, Rome, Italy

F. Cavallari^a, M. Cipriani^{a,b}, D. Del Re^{a,b}, E. Di Marco^{a,b}, M. Diemoz^a, E. Longo^{a,b}, B. Marzocchi^{a,b}, P. Meridiani^a, G. Organtini^{a,b}, F. Pandolfi^a, R. Paramatti^{a,b}, C. Quaranta^{a,b}, S. Rahatlou^{a,b}, C. Rovelli^a, F. Santanastasio^{a,b}, L. Soffi^{a,b}

INFN Sezione di Torino ^a, Università di Torino ^b, Torino, Italy, Università del Piemonte Orientale ^c, Novara, Italy

N. Amapane^{a,b}, R. Arcidiacono^{a,c}, S. Argiro^{a,b}, M. Arneodo^{a,c}, N. Bartosik^a, R. Bellan^{a,b}, C. Biino^a, A. Cappati^{a,b}, N. Cartiglia^a, S. Cometti^a, M. Costa^{a,b}, R. Covarelli^{a,b}, N. Demaria^a, B. Kiani^{a,b}, C. Mariotti^a, S. Maselli^a, E. Migliore^{a,b}, V. Monaco^{a,b}, E. Monteil^{a,b}, M. Monteno^a, M.M. Obertino^{a,b}, L. Pacher^{a,b}, N. Pastrone^a, M. Pelliccioni^a, G.L. Pinna Angioni^{a,b}, A. Romero^{a,b}, M. Ruspà^{a,c}, R. Sacchi^{a,b}, R. Salvatico^{a,b}, V. Sola^a, A. Solano^{a,b}, D. Soldi^{a,b}, A. Staiano^a

INFN Sezione di Trieste ^a, Università di Trieste ^b, Trieste, Italy

S. Belforte^a, V. Candelise^{a,b}, M. Casarsa^a, F. Cossutti^a, A. Da Rold^{a,b}, G. Della Ricca^{a,b}, F. Vazzoler^{a,b}, A. Zanetti^a

Kyungpook National University, Daegu, Korea

B. Kim, D.H. Kim, G.N. Kim, M.S. Kim, J. Lee, S.W. Lee, C.S. Moon, Y.D. Oh, S.I. Pak, S. Sekmen, D.C. Son, Y.C. Yang

Chonnam National University, Institute for Universe and Elementary Particles, Kwangju, Korea

H. Kim, D.H. Moon, G. Oh

Hanyang University, Seoul, Korea

B. Francois, T.J. Kim, J. Park

Korea University, Seoul, Korea

S. Cho, S. Choi, Y. Go, D. Gyun, S. Ha, B. Hong, K. Lee, K.S. Lee, J. Lim, J. Park, S.K. Park, Y. Roh

Kyung Hee University, Department of Physics

J. Goh

Sejong University, Seoul, Korea

H.S. Kim

Seoul National University, Seoul, Korea

J. Almond, J.H. Bhyun, J. Choi, S. Jeon, J. Kim, J.S. Kim, H. Lee, K. Lee, S. Lee, K. Nam, M. Oh, S.B. Oh, B.C. Radburn-Smith, U.K. Yang, H.D. Yoo, I. Yoon, G.B. Yu

University of Seoul, Seoul, Korea

D. Jeon, H. Kim, J.H. Kim, J.S.H. Lee, I.C. Park, I. Watson

Sungkyunkwan University, Suwon, Korea

Y. Choi, C. Hwang, Y. Jeong, J. Lee, Y. Lee, I. Yu

Riga Technical University, Riga, Latvia

V. Veckalns³²

Vilnius University, Vilnius, Lithuania

V. Dudenas, A. Juodagalvis, G. Tamulaitis, J. Vaitkus

National Centre for Particle Physics, Universiti Malaya, Kuala Lumpur, Malaysia

Z.A. Ibrahim, F. Mohamad Idris³³, W.A.T. Wan Abdullah, M.N. Yusli, Z. Zolkapli

Universidad de Sonora (UNISON), Hermosillo, Mexico

J.F. Benitez, A. Castaneda Hernandez, J.A. Murillo Quijada, L. Valencia Palomo

Centro de Investigacion y de Estudios Avanzados del IPN, Mexico City, Mexico

H. Castilla-Valdez, E. De La Cruz-Burelo, I. Heredia-De La Cruz³⁴, R. Lopez-Fernandez, A. Sanchez-Hernandez

Universidad Iberoamericana, Mexico City, Mexico

S. Carrillo Moreno, C. Oropeza Barrera, M. Ramirez-Garcia, F. Vazquez Valencia

Benemerita Universidad Autonoma de Puebla, Puebla, Mexico

J. Eysermans, I. Pedraza, H.A. Salazar Ibarquen, C. Uribe Estrada

Universidad Autónoma de San Luis Potosí, San Luis Potosí, Mexico

A. Morelos Pineda

University of Montenegro, Podgorica, Montenegro

N. Raicevic

University of Auckland, Auckland, New Zealand

D. Krofcheck

University of Canterbury, Christchurch, New Zealand

S. Bheesette, P.H. Butler

National Centre for Physics, Quaid-I-Azam University, Islamabad, Pakistan

A. Ahmad, M. Ahmad, Q. Hassan, H.R. Hoorani, W.A. Khan, M.A. Shah, M. Shoaib, M. Waqas

AGH University of Science and Technology Faculty of Computer Science, Electronics and Telecommunications, Krakow, Poland

V. Avati, L. Grzanka, M. Malawski

National Centre for Nuclear Research, Swierk, Poland

H. Bialkowska, M. Bluj, B. Boimska, M. Górski, M. Kazana, M. Szleper, P. Zalewski

Institute of Experimental Physics, Faculty of Physics, University of Warsaw, Warsaw, Poland

K. Bunkowski, A. Byszuk³⁵, K. Doroba, A. Kalinowski, M. Konecki, J. Krolikowski, M. Misiura, M. Olszewski, A. Pyskir, M. Walczak

Laboratório de Instrumentação e Física Experimental de Partículas, Lisboa, Portugal

M. Araujo, P. Bargassa, D. Bastos, A. Di Francesco, P. Faccioli, B. Galinhas, M. Gallinaro, J. Hollar, N. Leonardo, J. Seixas, K. Shchelina, G. Strong, O. Toldaiev, J. Varela

Joint Institute for Nuclear Research, Dubna, Russia

S. Afanasiev, P. Bunin, M. Gavrilenko, I. Golutvin, I. Gorbunov, A. Kamenev, V. Karjavine, A. Lanev, A. Malakhov, V. Matveev^{36,37}, P. Moisezenz, V. Palichik, V. Perelygin, M. Savina, S. Shmatov, S. Shulha, N. Skatchkov, V. Smirnov, N. Voytishin, A. Zarubin

Petersburg Nuclear Physics Institute, Gatchina (St. Petersburg), Russia

L. Chtchypounov, V. Golovtsov, Y. Ivanov, V. Kim³⁸, E. Kuznetsova³⁹, P. Levchenko, V. Murzin, V. Oreshkin, I. Smirnov, D. Sosnov, V. Sulimov, L. Uvarov, A. Vorobyev

Institute for Nuclear Research, Moscow, Russia

Yu. Andreev, A. Dermenev, S. Gninenko, N. Golubev, A. Karneyeu, M. Kirsanov, N. Krasnikov, A. Pashenkov, D. Tlisov, A. Toropin

Institute for Theoretical and Experimental Physics named by A.I. Alikhanov of NRC 'Kurchatov Institute', Moscow, Russia

V. Epshteyn, V. Gavrilov, N. Lychkovskaya, A. Nikitenko⁴⁰, V. Popov, I. Pozdnyakov, G. Safronov, A. Spiridonov, A. Stepenov, M. Toms, E. Vlasov, A. Zhokin

Moscow Institute of Physics and Technology, Moscow, Russia

T. Aushev

National Research Nuclear University 'Moscow Engineering Physics Institute' (MEPhI), Moscow, Russia

R. Chistov⁴¹, M. Danilov⁴¹, A. Nigamova, P. Parygin, S. Polikarpov⁴¹, E. Tarkovskii

P.N. Lebedev Physical Institute, Moscow, Russia

V. Andreev, M. Azarkin, I. Dremin, M. Kirakosyan, A. Terkulov

Skobeltsyn Institute of Nuclear Physics, Lomonosov Moscow State University, Moscow, Russia

A. Belyaev, E. Boos, M. Dubinin⁴², L. Dudko, A. Ershov, A. Gribushin, V. Klyukhin, O. Kodolova, I. Lokhtin, S. Obraztsov, S. Petrushanko, V. Savrin, A. Snigirev

Novosibirsk State University (NSU), Novosibirsk, Russia

A. Barnyakov⁴³, V. Blinov⁴³, T. Dimova⁴³, L. Kardapoltsev⁴³, Y. Skovpen⁴³

Institute for High Energy Physics of National Research Centre 'Kurchatov Institute', Protvino, Russia

I. Azhgirey, I. Bayshev, S. Bitioukov, V. Kachanov, D. Konstantinov, P. Mandrik, V. Petrov, R. Ryutin, S. Slabospitskii, A. Sobol, S. Troshin, N. Tyurin, A. Uzunian, A. Volkov

National Research Tomsk Polytechnic University, Tomsk, Russia

A. Babaev, A. Iuzhakov, V. Okhotnikov

Tomsk State University, Tomsk, Russia

V. Borchsh, V. Ivanchenko, E. Tcherniaev

University of Belgrade: Faculty of Physics and VINCA Institute of Nuclear Sciences

P. Adzic⁴⁴, P. Cirkovic, D. Devetak, M. Dordevic, P. Milenovic, J. Milosevic, M. Stojanovic

Centro de Investigaciones Energéticas Medioambientales y Tecnológicas (CIEMAT), Madrid, Spain

M. Aguilar-Benitez, J. Alcaraz Maestre, A. Alvarez Fernández, I. Bachiller, M. Barrio Luna, J.A. Brochero Cifuentes, C.A. Carrillo Montoya, M. Cepeda, M. Cerrada, N. Colino, B. De La Cruz, A. Delgado Peris, C. Fernandez Bedoya, J.P. Fernández Ramos, J. Flix, M.C. Fouz, O. Gonzalez Lopez, S. Goy Lopez, J.M. Hernandez, M.I. Josa, D. Moran, . Navarro Tobar, A. Pérez-Calero Yzquierdo, J. Puerta Pelayo, I. Redondo, L. Romero, S. Sánchez Navas, M.S. Soares, A. Triossi, C. Willmott

Universidad Autónoma de Madrid, Madrid, Spain

C. Albajar, J.F. de Trocóniz

Universidad de Oviedo, Instituto Universitario de Ciencias y Tecnologías Espaciales de Asturias (ICTEA), Oviedo, Spain

B. Alvarez Gonzalez, J. Cuevas, C. Erice, J. Fernandez Menendez, S. Folgueras, I. Gonzalez Caballero, J.R. González Fernández, E. Palencia Cortezon, V. Rodríguez Bouza, S. Sanchez Cruz

Instituto de Física de Cantabria (IFCA), CSIC-Universidad de Cantabria, Santander, Spain

I.J. Cabrillo, A. Calderon, B. Chazin Quero, J. Duarte Campderros, M. Fernandez, P.J. Fernández Manteca, A. García Alonso, G. Gomez, C. Martinez Rivero, P. Martinez Ruiz del Arbol, F. Matorras, J. Piedra Gomez, C. Prieels, T. Rodrigo, A. Ruiz-Jimeno, L. Russo⁴⁵, L. Scodellaro, N. Trevisani, I. Vila, J.M. Vizan Garcia

University of Colombo, Colombo, Sri Lanka

K. Malagalage

University of Ruhuna, Department of Physics, Matara, Sri Lanka

W.G.D. Dharmaratna, N. Wickramage

CERN, European Organization for Nuclear Research, Geneva, Switzerland

D. Abbaneo, B. Akgun, E. Auffray, G. Auzinger, J. Baechler, P. Baillon, A.H. Ball, D. Barney, J. Bendavid, M. Bianco, A. Bocci, P. Bortignon, E. Bossini, C. Botta, E. Brondolin, T. Camporesi, A. Caratelli, G. Cerminara, E. Chapon, G. Cucciati, D. d'Enterria, A. Dabrowski, N. Daci, V. Daponte, A. David, O. Davignon, A. De Roeck, N. Deelen, M. Deile, M. Dobson, M. Dünser, N. Dupont, A. Elliott-Peisert, F. Fallavollita⁴⁶, D. Fasanella, G. Franzoni, J. Fulcher, W. Funk, S. Giani, D. Gigi, A. Gilbert, K. Gill, F. Glege, M. Gruchala, M. Guilhaud, D. Gulhan, J. Hegeman, C. Heidegger, Y. Iiyama, V. Innocente, P. Janot, O. Karacheban¹⁹, J. Kaspar, J. Kieseler, M. Krammer¹, C. Lange, P. Lecoq, C. Lourenço, L. Malgeri, M. Mannelli, A. Massironi, F. Meijers, J.A. Merlin, S. Mersi, E. Meschi, F. Moortgat, M. Mulders, J. Ngadiuba, S. Nourbakhsh, S. Orfanelli, L. Orsini, F. Pantaleo¹⁶, L. Pape, E. Perez, M. Peruzzi, A. Petrilli, G. Petrucciani, A. Pfeiffer, M. Pierini, F.M. Pitters, D. Rabaday, A. Racz, M. Rovere, H. Sakulin, C. Schäfer, C. Schwick, M. Selvaggi, A. Sharma, P. Silva, W. Snoeys, P. Sphicas⁴⁷, J. Steggemann, V.R. Tavolaro, D. Treille, A. Tsirou, A. Vartak, M. Verzetti, W.D. Zeuner

Paul Scherrer Institut, Villigen, Switzerland

L. Caminada⁴⁸, K. Deiters, W. Erdmann, R. Horisberger, Q. Ingram, H.C. Kaestli, D. Kotlinski, U. Langenegger, T. Rohe, S.A. Wiederkehr

ETH Zurich - Institute for Particle Physics and Astrophysics (IPA), Zurich, Switzerland

M. Backhaus, P. Berger, N. Chernyavskaya, G. Dissertori, M. Dittmar, M. Donegà, C. Dorfer, T.A. Gómez Espinosa, C. Grab, D. Hits, T. Klijnsma, W. Lustermann, R.A. Manzoni, M. Marionneau, M.T. Meinhard, F. Micheli, P. Musella, F. Nessi-Tedaldi, F. Pauss, G. Perrin, L. Perrozzi, S. Pigazzini, M. Reichmann, C. Reissel, T. Reitenspiess, D. Ruini, D.A. Sanz Becerra, M. Schönenberger, L. Shchutska, M.L. Vesterbacka Olsson, R. Wallny, D.H. Zhu

Universität Zürich, Zurich, Switzerland

T.K. Aarrestad, C. AMSler⁴⁹, D. Brzhechko, M.F. Canelli, A. De Cosa, R. Del Burgo, S. Donato, B. Kilminster, S. Leontsinis, V.M. Mikuni, I. Neutelings, G. Rauco, P. Robmann, D. Salerno, K. Schweiger, C. Seitz, Y. Takahashi, S. Wertz, A. Zucchetta

National Central University, Chung-Li, Taiwan

T.H. Doan, C.M. Kuo, W. Lin, A. Roy, S.S. Yu

National Taiwan University (NTU), Taipei, Taiwan

P. Chang, Y. Chao, K.F. Chen, P.H. Chen, W.-S. Hou, Y.y. Li, R.-S. Lu, E. Paganis, A. Psallidas, A. Steen

Chulalongkorn University, Faculty of Science, Department of Physics, Bangkok, Thailand

B. Asavapibhop, C. Asawatangtrakuldee, N. Srimanobhas, N. Suwonjandee

ukurova University, Physics Department, Science and Art Faculty, Adana, Turkey

A. Bat, F. Boran, S. Cerci⁵⁰, S. Damarseckin⁵¹, Z.S. Demiroglu, F. Dolek, C. Dozen, I. Dumanoglu, G. Gokbulut, EmineGurpinar Guler⁵², Y. Guler, I. Hos⁵³, C. Isik, E.E. Kangal⁵⁴, O. Kara, A. Kayis Topaksu, U. Kiminsu, M. Oglakci, G. Onengut, K. Ozdemir⁵⁵, S. Ozturk⁵⁶, A.E. Simsek, D. Sunar Cerci⁵⁰, U.G. Tok, S. Turkcapar, I.S. Zorbakir, C. Zorbilmez

Middle East Technical University, Physics Department, Ankara, Turkey

B. Isildak⁵⁷, G. Karapinar⁵⁸, M. Yalvac

Bogazici University, Istanbul, Turkey

I.O. Atakisi, E. Gülmez, M. Kaya⁵⁹, O. Kaya⁶⁰, B. Kaynak, Ö. Özçelik, S. Tekten, E.A. Yetkin⁶¹

Istanbul Technical University, Istanbul, Turkey

A. Cakir, K. Cankocak, Y. Komurcu, S. Sen⁶²

Istanbul University, Istanbul, Turkey

S. Ozkorucuklu

Institute for Scintillation Materials of National Academy of Science of Ukraine, Kharkov, Ukraine

B. Grynyov

National Scientific Center, Kharkov Institute of Physics and Technology, Kharkov, Ukraine

L. Levchuk

University of Bristol, Bristol, United Kingdom

F. Ball, E. Bhal, S. Bologna, J.J. Brooke, D. Burns, E. Clement, D. Cussans, H. Flacher, J. Goldstein, G.P. Heath, H.F. Heath, L. Kreczko, S. Paramesvaran, B. Penning, T. Sakuma, S. Seif El Nasr-Storey, D. Smith, V.J. Smith, J. Taylor, A. Titterton

Rutherford Appleton Laboratory, Didcot, United Kingdom

K.W. Bell, A. Belyaev⁶³, C. Brew, R.M. Brown, D. Cieri, D.J.A. Cockerill, J.A. Coughlan, K. Harder, S. Harper, J. Linacre, K. Manolopoulos, D.M. Newbold, E. Olaiya, D. Petyt, T. Reis, T. Schuh, C.H. Shepherd-Themistocleous, A. Thea, I.R. Tomalin, T. Williams, W.J. Womersley

Imperial College, London, United Kingdom

R. Bainbridge, P. Bloch, J. Borg, S. Breeze, O. Buchmuller, A. Bundock, GurpreetSingh CHAHAL⁶⁴, D. Colling, P. Dauncey, G. Davies, M. Della Negra, R. Di Maria, P. Everaerts, G. Hall, G. Iles, T. James, M. Komm, C. Laner, L. Lyons, A.-M. Magnan, S. Malik, A. Martelli, V. Milosevic, J. Nash⁶⁵, V. Palladino, M. Pesaresi, D.M. Raymond, A. Richards, A. Rose, E. Scott, C. Seez, A. Shtipliyski, M. Stoye, T. Strebler, S. Summers, A. Tapper, K. Uchida, T. Virdee¹⁶, N. Wardle, D. Winterbottom, J. Wright, A.G. Zecchinelli, S.C. Zenz

Brunel University, Uxbridge, United Kingdom

J.E. Cole, P.R. Hobson, A. Khan, P. Kyberd, C.K. Mackay, A. Morton, I.D. Reid, L. Teodorescu, S. Zahid

Baylor University, Waco, USA

K. Call, J. Dittmann, K. Hatakeyama, C. Madrid, B. McMaster, N. Pastika, C. Smith

Catholic University of America, Washington, DC, USA

R. Bartek, A. Dominguez, R. Uniyal

The University of Alabama, Tuscaloosa, USA

A. Buccilli, S.I. Cooper, C. Henderson, P. Rumerio, C. West

Boston University, Boston, USA

D. Arcaro, T. Bose, Z. Demiragli, D. Gastler, S. Girgis, D. Pinna, C. Richardson, J. Rohlf, D. Sperka, I. Suarez, L. Sulak, D. Zou

Brown University, Providence, USA

G. Benelli, B. Burkle, X. Coubez, D. Cutts, Y.t. Duh, M. Hadley, J. Hakala, U. Heintz, J.M. Hogan⁶⁶, K.H.M. Kwok, E. Laird, G. Landsberg, J. Lee, Z. Mao, M. Narain, S. Sagir⁶⁷, R. Syarif, E. Usai, D. Yu

University of California, Davis, Davis, USA

R. Band, C. Brainerd, R. Breedon, M. Calderon De La Barca Sanchez, M. Chertok, J. Conway, R. Conway, P.T. Cox, R. Erbacher, C. Flores, G. Funk, F. Jensen, W. Ko, O. Kukral, R. Lander, M. Mulhearn, D. Pellett, J. Pilot, M. Shi, D. Stolp, D. Taylor, K. Tos, M. Tripathi, Z. Wang, F. Zhang

University of California, Los Angeles, USA

M. Bachtis, C. Bravo, R. Cousins, A. Dasgupta, A. Florent, J. Hauser, M. Ignatenko, N. Mccoll, W.A. Nash, S. Regnard, D. Saltzberg, C. Schnaible, B. Stone, V. Valuev

University of California, Riverside, Riverside, USA

K. Burt, R. Clare, J.W. Gary, S.M.A. Ghiasi Shirazi, G. Hanson, G. Karapostoli, E. Kennedy, O.R. Long, M. Olmedo Negrete, M.I. Paneva, W. Si, L. Wang, H. Wei, S. Wimpenny, B.R. Yates, Y. Zhang

University of California, San Diego, La Jolla, USA

J.G. Branson, P. Chang, S. Cittolin, M. Derdzinski, R. Gerosa, D. Gilbert, B. Hashemi, D. Klein, V. Krutelyov, J. Letts, M. Masciovecchio, S. May, S. Padhi, M. Pieri, V. Sharma, M. Tadel, F. Würthwein, A. Yagil, G. Zevi Della Porta

University of California, Santa Barbara - Department of Physics, Santa Barbara, USA

N. Amin, R. Bhandari, C. Campagnari, M. Citron, V. Dutta, M. Franco Sevilla, L. Gouskos, J. Incandela, B. Marsh, H. Mei, A. Ovcharova, H. Qu, J. Richman, U. Sarica, D. Stuart, S. Wang, J. Yoo

California Institute of Technology, Pasadena, USA

D. Anderson, A. Bornheim, O. Cerri, I. Dutta, J.M. Lawhorn, N. Lu, J. Mao, H.B. Newman, T.Q. Nguyen, J. Pata, M. Spiropulu, J.R. Vlimant, S. Xie, Z. Zhang, R.Y. Zhu

Carnegie Mellon University, Pittsburgh, USA

M.B. Andrews, T. Ferguson, T. Mudholkar, M. Paulini, M. Sun, I. Vorobiev, M. Weinberg

University of Colorado Boulder, Boulder, USA

J.P. Cumalat, W.T. Ford, A. Johnson, E. MacDonald, T. Mulholland, R. Patel, A. Perloff, K. Stenson, K.A. Ulmer, S.R. Wagner

Cornell University, Ithaca, USA

J. Alexander, J. Chaves, Y. Cheng, J. Chu, A. Datta, A. Frankenthal, K. Mcdermott, N. Mirman, J.R. Patterson, D. Quach, A. Rinkevicius⁶⁸, A. Ryd, S.M. Tan, Z. Tao, J. Thom, P. Wittich, M. Zientek

Fermi National Accelerator Laboratory, Batavia, USA

S. Abdullin, M. Albrow, M. Alyari, G. Apollinari, A. Apresyan, A. Apyan, S. Banerjee,

L.A.T. Bauerdick, A. Beretvas, J. Berryhill, P.C. Bhat, K. Burkett, J.N. Butler, A. Canepa, G.B. Cerati, H.W.K. Cheung, F. Chlebana, M. Cremonesi, J. Duarte, V.D. Elvira, J. Freeman, Z. Gece, E. Gottschalk, L. Gray, D. Green, S. Grünendahl, O. Gutsche, AllisonReinsvold Hall, J. Hanlon, R.M. Harris, S. Hasegawa, R. Heller, J. Hirschauer, B. Jayatilaka, S. Jindariani, M. Johnson, U. Joshi, B. Klima, M.J. Kortelainen, B. Kreis, S. Lammel, J. Lewis, D. Lincoln, R. Lipton, M. Liu, T. Liu, J. Lykken, K. Maeshima, J.M. Marraffino, D. Mason, P. McBride, P. Merkel, S. Mrenna, S. Nahn, V. O'Dell, V. Papadimitriou, K. Pedro, C. Pena, G. Rakness, F. Ravera, L. Ristori, B. Schneider, E. Sexton-Kennedy, N. Smith, A. Soha, W.J. Spalding, L. Spiegel, S. Stoynev, J. Strait, N. Strobbe, L. Taylor, S. Tkaczyk, N.V. Tran, L. Uplegger, E.W. Vaandering, C. Vernieri, M. Verzocchi, R. Vidal, M. Wang, H.A. Weber

University of Florida, Gainesville, USA

D. Acosta, P. Avery, D. Bourilkov, A. Brinkerhoff, L. Cadamuro, A. Carnes, V. Cherepanov, D. Curry, F. Errico, R.D. Field, S.V. Gleyzer, B.M. Joshi, M. Kim, J. Konigsberg, A. Korytov, K.H. Lo, P. Ma, K. Matchev, N. Menendez, G. Mitselmakher, D. Rosenzweig, K. Shi, J. Wang, S. Wang, X. Zuo

Florida International University, Miami, USA

Y.R. Joshi

Florida State University, Tallahassee, USA

T. Adams, A. Askew, S. Hagopian, V. Hagopian, K.F. Johnson, R. Khurana, T. Kolberg, G. Martinez, T. Perry, H. Prosper, C. Schiber, R. Yohay, J. Zhang

Florida Institute of Technology, Melbourne, USA

M.M. Baarmand, V. Bhopatkar, M. Hohlmann, D. Noonan, M. Rahmani, M. Saunders, F. Yumiceva

University of Illinois at Chicago (UIC), Chicago, USA

M.R. Adams, L. Apanasevich, D. Berry, R.R. Betts, R. Cavanaugh, X. Chen, S. Dittmer, O. Evdokimov, C.E. Gerber, D.A. Hangal, D.J. Hofman, K. Jung, C. Mills, T. Roy, M.B. Tonjes, N. Varelas, H. Wang, X. Wang, Z. Wu

The University of Iowa, Iowa City, USA

M. Alhusseini, B. Bilki⁵², W. Clarida, K. Dilsiz⁶⁹, S. Durgut, R.P. Gandrajula, M. Haytmyradov, V. Khristenko, O.K. Köseyan, J.-P. Merlo, A. Mestvirishvili⁷⁰, A. Moeller, J. Nachtman, H. Ogul⁷¹, Y. Onel, F. Ozok⁷², A. Penzo, C. Snyder, E. Tiras, J. Wetzel

Johns Hopkins University, Baltimore, USA

B. Blumenfeld, A. Cocoros, N. Eminizer, D. Fehling, L. Feng, A.V. Gritsan, W.T. Hung, P. Maksimovic, J. Roskes, M. Swartz, M. Xiao

The University of Kansas, Lawrence, USA

C. Baldenegro Barrera, P. Baringer, A. Bean, S. Boren, J. Bowen, A. Bylinkin, T. Isidori, S. Khalil, J. King, G. Krintiras, A. Kropivnitskaya, C. Lindsey, D. Majumder, W. Mcbrayer, N. Minafra, M. Murray, C. Rogan, C. Royon, S. Sanders, E. Schmitz, J.D. Tapia Takaki, Q. Wang, J. Williams, G. Wilson

Kansas State University, Manhattan, USA

S. Duric, A. Ivanov, K. Kaadze, D. Kim, Y. Maravin, D.R. Mendis, T. Mitchell, A. Modak, A. Mohammadi

Lawrence Livermore National Laboratory, Livermore, USA

F. Rebassoo, D. Wright

University of Maryland, College Park, USA

A. Baden, O. Baron, A. Belloni, S.C. Eno, Y. Feng, N.J. Hadley, S. Jabeen, G.Y. Jeng, R.G. Kellogg, J. Kunkle, A.C. Mignerey, S. Nabili, F. Ricci-Tam, M. Seidel, Y.H. Shin, A. Skuja, S.C. Tonwar, K. Wong

Massachusetts Institute of Technology, Cambridge, USA

D. Abercrombie, B. Allen, A. Baty, R. Bi, S. Brandt, W. Busza, I.A. Cali, M. D'Alfonso, G. Gomez Ceballos, M. Goncharov, P. Harris, D. Hsu, M. Hu, M. Klute, D. Kovalskyi, Y.-J. Lee, P.D. Luckey, B. Maier, A.C. Marini, C. McGinn, C. Mironov, S. Narayanan, X. Niu, C. Paus, D. Rankin, C. Roland, G. Roland, Z. Shi, G.S.F. Stephens, K. Sumorok, K. Tatar, D. Velicanu, J. Wang, T.W. Wang, B. Wyslouch

University of Minnesota, Minneapolis, USA

A.C. Benvenuti[†], R.M. Chatterjee, A. Evans, S. Guts, P. Hansen, J. Hiltbrand, Sh. Jain, S. Kalafut, Y. Kubota, Z. Lesko, J. Mans, R. Rusack, M.A. Wadud

University of Mississippi, Oxford, USA

J.G. Acosta, S. Oliveros

University of Nebraska-Lincoln, Lincoln, USA

K. Bloom, D.R. Claes, C. Fangmeier, L. Finco, F. Golf, R. Gonzalez Suarez, R. Kamalieddin, I. Kravchenko, J.E. Siado, G.R. Snow, B. Stieger

State University of New York at Buffalo, Buffalo, USA

G. Agarwal, C. Harrington, I. Iashvili, A. Kharchilava, C. Mclean, D. Nguyen, A. Parker, J. Pekkanen, S. Rappoccio, B. Roozbahani

Northeastern University, Boston, USA

G. Alverson, E. Barberis, C. Freer, Y. Haddad, A. Hortiangtham, G. Madigan, D.M. Morse, T. Orimoto, L. Skinnari, A. Tishelman-Charny, T. Wamorkar, B. Wang, A. Wisecarver, D. Wood

Northwestern University, Evanston, USA

S. Bhattacharya, J. Bueghly, T. Gunter, K.A. Hahn, N. Odell, M.H. Schmitt, K. Sung, M. Trovato, M. Velasco

University of Notre Dame, Notre Dame, USA

R. Bucci, N. Dev, R. Goldouzian, M. Hildreth, K. Hurtado Anampa, C. Jessop, D.J. Karmgard, K. Lannon, W. Li, N. Loukas, N. Marinelli, I. Mcalister, F. Meng, C. Mueller, Y. Musienko³⁶, M. Planer, R. Ruchti, P. Siddireddy, G. Smith, S. Taroni, M. Wayne, A. Wightman, M. Wolf, A. Woodard

The Ohio State University, Columbus, USA

J. Alimena, B. Bylsma, L.S. Durkin, S. Flowers, B. Francis, C. Hill, W. Ji, A. Lefeld, T.Y. Ling, B.L. Winer

Princeton University, Princeton, USA

S. Cooperstein, G. Dezoort, P. Elmer, J. Hardenbrook, N. Haubrich, S. Higginbotham, A. Kalogeropoulos, S. Kwan, D. Lange, M.T. Lucchini, J. Luo, D. Marlow, K. Mei, I. Ojalvo, J. Olsen, C. Palmer, P. Piroué, J. Salfeld-Nebgen, D. Stickland, C. Tully, Z. Wang

University of Puerto Rico, Mayaguez, USA

S. Malik, S. Norberg

Purdue University, West Lafayette, USA

A. Barker, V.E. Barnes, S. Das, L. Gutay, M. Jones, A.W. Jung, A. Khatiwada, B. Mahakud,

D.H. Miller, G. Negro, N. Neumeister, C.C. Peng, S. Piperov, H. Qiu, J.F. Schulte, J. Sun, F. Wang, R. Xiao, W. Xie

Purdue University Northwest, Hammond, USA

T. Cheng, J. Dolen, N. Parashar

Rice University, Houston, USA

K.M. Ecklund, S. Freed, F.J.M. Geurts, M. Kilpatrick, Arun Kumar, W. Li, B.P. Padley, R. Redjimi, J. Roberts, J. Rorie, W. Shi, A.G. Stahl Leitton, Z. Tu, A. Zhang

University of Rochester, Rochester, USA

A. Bodek, P. de Barbaro, R. Demina, J.L. Dulemba, C. Fallon, T. Ferbel, M. Galanti, A. Garcia-Bellido, J. Han, O. Hindrichs, A. Khukhunaishvili, E. Ranken, P. Tan, R. Taus

Rutgers, The State University of New Jersey, Piscataway, USA

B. Chiarito, J.P. Chou, A. Gandrakota, Y. Gershtein, E. Halkiadakis, A. Hart, M. Heindl, E. Hughes, S. Kaplan, S. Kyriacou, I. Laflotte, A. Lath, R. Montalvo, K. Nash, M. Osherson, H. Saka, S. Salur, S. Schnetzer, D. Sheffield, S. Somalwar, R. Stone, S. Thomas, P. Thomassen

University of Tennessee, Knoxville, USA

H. Acharya, A.G. Delannoy, J. Heideman, G. Riley, S. Spanier

Texas A&M University, College Station, USA

O. Bouhali⁷³, A. Celik, M. Dalchenko, M. De Mattia, A. Delgado, S. Dildick, R. Eusebi, J. Gilmore, T. Huang, T. Kamon⁷⁴, S. Luo, D. Marley, R. Mueller, D. Overton, L. Perniè, D. Rathjens, A. Safonov

Texas Tech University, Lubbock, USA

N. Akchurin, J. Damgov, F. De Guio, S. Kunori, K. Lamichhane, S.W. Lee, T. Mengke, S. Muthumuni, T. Peltola, S. Undleeb, I. Volobouev, Z. Wang, A. Whitbeck

Vanderbilt University, Nashville, USA

S. Greene, A. Gurrola, R. Janjam, W. Johns, C. Maguire, A. Melo, H. Ni, K. Padeken, F. Romeo, P. Sheldon, S. Tuo, J. Velkovska, M. Verweij

University of Virginia, Charlottesville, USA

M.W. Arenton, P. Barria, B. Cox, G. Cummings, R. Hirosky, M. Joyce, A. Ledovskoy, C. Neu, B. Tannenwald, Y. Wang, E. Wolfe, F. Xia

Wayne State University, Detroit, USA

R. Harr, P.E. Karchin, N. Poudyal, J. Sturdy, P. Thapa, S. Zaleski

University of Wisconsin - Madison, Madison, WI, USA

J. Buchanan, C. Caillol, D. Carlsmith, S. Dasu, I. De Bruyn, L. Dodd, F. Fiori, C. Galloni, B. Gomber⁷⁵, H. He, M. Herndon, A. Hervé, U. Hussain, P. Klabbers, A. Lanaro, A. Loeliger, K. Long, R. Loveless, J. Madhusudanan Sreekala, T. Ruggles, A. Savin, V. Sharma, W.H. Smith, D. Teague, S. Trembath-reichert, N. Woods

†: Deceased

1: Also at Vienna University of Technology, Vienna, Austria

2: Also at IRFU, CEA, Université Paris-Saclay, Gif-sur-Yvette, France

3: Also at Universidade Estadual de Campinas, Campinas, Brazil

4: Also at Federal University of Rio Grande do Sul, Porto Alegre, Brazil

5: Also at UFMS, Nova Andradina, Brazil

6: Also at Universidade Federal de Pelotas, Pelotas, Brazil

- 7: Also at Université Libre de Bruxelles, Bruxelles, Belgium
- 8: Also at University of Chinese Academy of Sciences, Beijing, China
- 9: Also at Institute for Theoretical and Experimental Physics named by A.I. Alikhanov of NRC 'Kurchatov Institute', Moscow, Russia
- 10: Also at Joint Institute for Nuclear Research, Dubna, Russia
- 11: Also at Suez University, Suez, Egypt
- 12: Now at British University in Egypt, Cairo, Egypt
- 13: Also at Purdue University, West Lafayette, USA
- 14: Also at Université de Haute Alsace, Mulhouse, France
- 15: Also at Erzincan Binali Yildirim University, Erzincan, Turkey
- 16: Also at CERN, European Organization for Nuclear Research, Geneva, Switzerland
- 17: Also at RWTH Aachen University, III. Physikalisches Institut A, Aachen, Germany
- 18: Also at University of Hamburg, Hamburg, Germany
- 19: Also at Brandenburg University of Technology, Cottbus, Germany
- 20: Also at Institute of Physics, University of Debrecen, Debrecen, Hungary, Debrecen, Hungary
- 21: Also at Institute of Nuclear Research ATOMKI, Debrecen, Hungary
- 22: Also at MTA-ELTE Lendület CMS Particle and Nuclear Physics Group, Eötvös Loránd University, Budapest, Hungary, Budapest, Hungary
- 23: Also at IIT Bhubaneswar, Bhubaneswar, India, Bhubaneswar, India
- 24: Also at Institute of Physics, Bhubaneswar, India
- 25: Also at Shoolini University, Solan, India
- 26: Also at University of Visva-Bharati, Santiniketan, India
- 27: Also at Isfahan University of Technology, Isfahan, Iran
- 28: Now at INFN Sezione di Bari ^a, Università di Bari ^b, Politecnico di Bari ^c, Bari, Italy
- 29: Also at Italian National Agency for New Technologies, Energy and Sustainable Economic Development, Bologna, Italy
- 30: Also at Centro Siciliano di Fisica Nucleare e di Struttura Della Materia, Catania, Italy
- 31: Also at Scuola Normale e Sezione dell'INFN, Pisa, Italy
- 32: Also at Riga Technical University, Riga, Latvia, Riga, Latvia
- 33: Also at Malaysian Nuclear Agency, MOSTI, Kajang, Malaysia
- 34: Also at Consejo Nacional de Ciencia y Tecnología, Mexico City, Mexico
- 35: Also at Warsaw University of Technology, Institute of Electronic Systems, Warsaw, Poland
- 36: Also at Institute for Nuclear Research, Moscow, Russia
- 37: Now at National Research Nuclear University 'Moscow Engineering Physics Institute' (MEPhI), Moscow, Russia
- 38: Also at St. Petersburg State Polytechnical University, St. Petersburg, Russia
- 39: Also at University of Florida, Gainesville, USA
- 40: Also at Imperial College, London, United Kingdom
- 41: Also at P.N. Lebedev Physical Institute, Moscow, Russia
- 42: Also at California Institute of Technology, Pasadena, USA
- 43: Also at Budker Institute of Nuclear Physics, Novosibirsk, Russia
- 44: Also at Faculty of Physics, University of Belgrade, Belgrade, Serbia
- 45: Also at Università degli Studi di Siena, Siena, Italy
- 46: Also at INFN Sezione di Pavia ^a, Università di Pavia ^b, Pavia, Italy, Pavia, Italy
- 47: Also at National and Kapodistrian University of Athens, Athens, Greece
- 48: Also at Universität Zürich, Zurich, Switzerland
- 49: Also at Stefan Meyer Institute for Subatomic Physics, Vienna, Austria, Vienna, Austria
- 50: Also at Adiyaman University, Adiyaman, Turkey

-
- 51: Also at Şırnak University, Sırnak, Turkey
 - 52: Also at Beykent University, Istanbul, Turkey, Istanbul, Turkey
 - 53: Also at Istanbul Aydın University, Istanbul, Turkey
 - 54: Also at Mersin University, Mersin, Turkey
 - 55: Also at Piri Reis University, Istanbul, Turkey
 - 56: Also at Gaziosmanpasa University, Tokat, Turkey
 - 57: Also at Ozyegin University, Istanbul, Turkey
 - 58: Also at Izmir Institute of Technology, Izmir, Turkey
 - 59: Also at Marmara University, Istanbul, Turkey
 - 60: Also at Kafkas University, Kars, Turkey
 - 61: Also at Istanbul Bilgi University, Istanbul, Turkey
 - 62: Also at Hacettepe University, Ankara, Turkey
 - 63: Also at School of Physics and Astronomy, University of Southampton, Southampton, United Kingdom
 - 64: Also at IPPP Durham University, Durham, United Kingdom
 - 65: Also at Monash University, Faculty of Science, Clayton, Australia
 - 66: Also at Bethel University, St. Paul, Minneapolis, USA, St. Paul, USA
 - 67: Also at Karamanoğlu Mehmetbey University, Karaman, Turkey
 - 68: Also at Vilnius University, Vilnius, Lithuania
 - 69: Also at Bingol University, Bingol, Turkey
 - 70: Also at Georgian Technical University, Tbilisi, Georgia
 - 71: Also at Sinop University, Sinop, Turkey
 - 72: Also at Mimar Sinan University, Istanbul, Istanbul, Turkey
 - 73: Also at Texas A&M University at Qatar, Doha, Qatar
 - 74: Also at Kyungpook National University, Daegu, Korea, Daegu, Korea
 - 75: Also at University of Hyderabad, Hyderabad, India